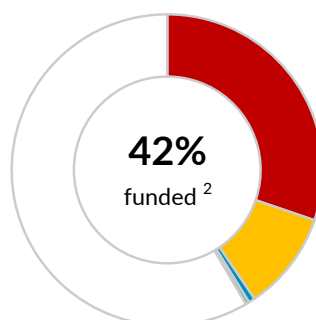
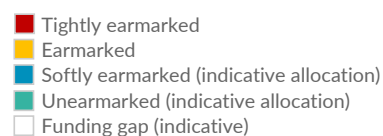


\$255.5 million

 UNHCR's financial requirements 2025 ¹

BANGLADESH

as of 31 December 2025


CONTRIBUTIONS ³ | USD

	■ Unearmarked	■ Softly earmarked	■ Earmarked	■ Tightly earmarked	Total
United States of America	-	-	7,826,353	16,409,213	24,235,566
European Union	-	-	-	17,522,396	17,522,396
United Kingdom of Great Britain and Northern Ireland	-	-	216,467	8,191,841	8,408,308
Australia	-	-	8,152,384	96,899	8,249,283
Canada	-	-	2,023,726	4,684,743	6,708,469
Republic of Korea	-	-	-	5,139,177	5,139,177
Italy	-	-	-	4,093,790	4,093,790
USA for UNHCR	-	-	-	3,357,168	3,357,168
Sweden	-	-	3,157,895	-	3,157,895
Japan for UNHCR	-	-	-	2,562,193	2,562,193
China	-	-	-	2,540,243	2,540,243
UN Joint Programmes	-	-	-	2,423,277	2,423,277
Private donors in the Netherlands	-	-	583	2,322,343	2,322,926
Private donors in Japan	-	-	-	1,963,397	1,963,397
Japan	-	-	-	1,768,443	1,768,443
Ireland	-	-	1,582,278	-	1,582,278
Private donors in the Republic of Korea	-	-	906	1,490,000	1,490,906
Switzerland	-	-	566,893	648,591	1,215,484
Norway	-	-	977,517	-	977,517
France	-	-	836,120	-	836,120
Private donors in the United Arab Emirates	-	-	500,000	300,000	800,000
Netherlands (Kingdom of the)	-	-	-	584,795	584,795
Luxembourg	-	-	582,751	-	582,751
Bangladesh	-	-	-	490,780	490,780
UNO-Flüchtlingshilfe	-	-	119,766	301,162	420,928
Jersey	-	-	250,941	99,527	350,468
International Organization for Migration	-	-	-	296,098	296,098
Private donors in MENA	-	-	67,872	208,150	276,022
España con ACNUR	-	-	-	215,376	215,376
Finland	-	210,970	-	-	210,970
Private donors in China	-	-	128	100,567	100,696
Private donors in Saudi Arabia	-	-	-	100,000	100,000
Other private donors	-	-	75,850	94,928	170,778
Sub-total	-	210,970	26,938,431	78,005,096	105,154,498
Indicative allocation of funds and adjustments	901,212	1,493,366	(652,958)	(723,575)	1,018,045
Total	901,212	1,704,336	26,285,473	77,281,521	106,172,543

Methodology: Flexible funding is allocated and reallocated multiple times during the year to allow UNHCR to fund prioritised activities. This funding update includes an indicative allocation of funds so as to accurately represent the resources available for the country. The contributions earmarked for Bangladesh shown above are combined with an indicative allocation of the softly earmarked and unearmarked contributions listed below. This allocation respects different levels of earmarking. Adjustments relate to indirect support costs and carry-over.

■ OTHER SOFTLY EARMARKED CONTRIBUTIONS ⁴ | USD

Australia for UNHCR 11.7 million | UNO-Flüchtlingshilfe 10.6 million | UK for UNHCR 8.3 million | Norway 4.8 million | Private donors in China 2.5 million | Private donors in Italy 2.1 million

Spain | Japan | Indonesia | Private donors

■ **UNEARMARKED CONTRIBUTIONS ⁵ | USD**


España con ACNUR 78.4 million | Sweden 73.6 million | Norway 56.9 million | Japan for UNHCR 56.6 million | United Kingdom of Great Britain and Northern Ireland 41.6 million | Netherlands (Kingdom of the) 40.9 million | Denmark 37.8 million | Private donors in the Republic of Korea 32.3 million | Private donors in Italy 28.1 million | Germany 25.1 million | Switzerland 20.4 million | Sweden for UNHCR 18.9 million | Private donors in the Netherlands 17.7 million | Republic of Korea 16.9 million | Japan 16.3 million | USA for UNHCR 14.8 million | France 14.5 million | Australia 14.3 million | Ireland 13.6 million | Belgium 10.7 million | Private donors in Canada 10.6 million | Private donors in China 10.5 million

Algeria | Armenia | Austria | Bulgaria | Canada | Costa Rica | Cyprus | Estonia | Finland | Georgia | Iceland | Kuwait | Liechtenstein | Lithuania | Luxembourg | Malta | Mexico | Monaco | Montenegro | New Zealand | Peru | Philippines | Portugal | Qatar | Russian Federation | Saudi Arabia | Serbia | Singapore | Slovakia | Spain | Thailand | United Arab Emirates | Uruguay | Private donors

Notes:

1. The financial requirements for Bangladesh are those of the Myanmar Situation.
2. The percentage funded (42%) and total funding amount (\$106,172,543) are indicative based on the methodology described above. This leaves an indicative funding gap of \$149,361,670 representing 58% of the financial requirements.
3. Contributions to Bangladesh are shown by the earmarking modality as defined in the Grand Bargain.
4. Due to their earmarking at the region or sub-region, or to a related situation or theme, the other softly earmarked contributions listed are those which can potentially be used for Bangladesh. Where a donor has contributed \$2 million or more, the total amount of the contributions is shown.
5. Contributed without restrictions on its use, unearmarked funding allows UNHCR critical flexibility in how best to reach refugees and other populations of concern who are in the greatest need and at the greatest risk. Where a donor has contributed \$10 million or more, the total amount of the contribution is shown.

For more information: <http://reporting.unhcr.org>

 Follow us on @UNHCRgov