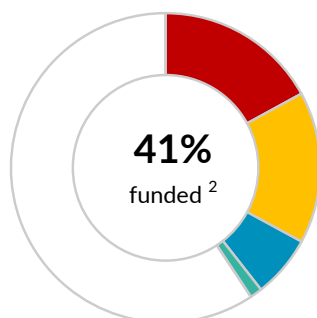
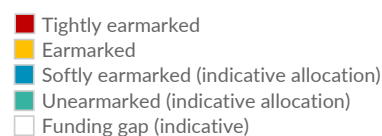


\$861.8 million

UNHCR's financial requirements 2025 ¹


EASTERN EUROPE

as of 31 December 2025



CONTRIBUTIONS ³ | USD

	Unearmarked	Softly earmarked	Earmarked	Tightly earmarked	Total
United States of America	-	110,940	70,608,683	27,330,968	98,050,591
European Union	-	-	-	84,513,342	84,513,342
Norway	-	-	53,781,021	48,876	53,829,897
United Kingdom of Great Britain and Northern Ireland	-	-	-	27,470,060	27,470,060
Germany	-	23,903,950	-	628,064	24,532,014
Japan	-	-	-	17,510,505	17,510,505
Finland	-	-	7,487,862	-	7,487,862
Qatar	-	-	-	5,000,000	5,000,000
Saudi Arabia	-	-	-	4,850,000	4,850,000
Denmark	-	-	3,649,635	620,809	4,270,444
France	-	-	3,901,895	-	3,901,895
Austria	-	-	3,271,028	-	3,271,028
Ireland	-	-	3,205,044	-	3,205,044
Republic of Korea	-	-	3,000,000	-	3,000,000
Poland	-	-	2,713,957	-	2,713,957
Switzerland	-	-	2,267,574	77,911	2,345,485
Croatia	-	-	-	2,040,816	2,040,816
Canada	-	-	1,805,054	72,287	1,877,341
Spain	-	-	1,049,318	57,870	1,107,188
España con ACNUR	-	-	208,333	784,620	992,953
Sweden	-	-	-	860,729	860,729
Jersey	-	-	266,667	164,543	431,210
Iceland	-	-	378,530	-	378,530
Türkiye	-	-	300,000	-	300,000
Luxembourg	-	-	291,375	-	291,375
Japan for UNHCR	-	-	224	191,250	191,474
Sweden for UNHCR	-	-	79	125,253	125,332
Lithuania	-	-	105,485	-	105,485
Russian Federation	-	-	100,000	-	100,000
Armenia	-	-	-	98,000	98,000
Netherlands (Kingdom of the)	-	-	-	44,211	44,211
Azerbaijan	-	-	-	32,650	32,650
Italy	-	-	-	24,048	24,048
Other private donors	-	-	108,081	25,000	133,081
Sub-total	-	24,014,890	158,499,847	172,571,813	355,086,550
Indicative allocation of funds and adjustments	10,972,253	32,065,961	(21,744,274)	(25,643,643)	(4,349,703)
Total	10,972,253	56,080,851	136,755,573	146,928,170	350,736,847

Methodology: Flexible funding is allocated and reallocated multiple times during the year to allow UNHCR to fund prioritised activities. This funding update includes an indicative allocation of funds so as to accurately represent the resources available for the sub-region. The contributions earmarked for Eastern Europe shown above are combined with an indicative allocation of the softly earmarked and unearmarked contributions listed below. This allocation respects different levels of earmarking. Adjustments relate to indirect support costs and carry-over.

■ OTHER SOFTLY EARMARKED CONTRIBUTIONS ⁴ | USD

UNO-Flüchtlingshilfe 14.6 million | Australia for UNHCR 11.5 million | Sweden 10.4 million | Denmark 9.1 million | UK for UNHCR 7.8 million | Norway 4.8 million | Canada 3.6 million | Belgium 3.5 million | France 2.8 million | Spain 2.6 million | Finland 2.5 million | Private donors in the Republic of Korea 2.1 million

Australia for UNHCR 11.2 million | UNO-Flüchtlingshilfe 8.9 million | UK for UNHCR 7.4 million | Norway 4.8 million

■ UNEARMARKED CONTRIBUTIONS ⁵ | USD


España con ACNUR 78.4 million | Sweden 73.6 million | Norway 56.9 million | Japan for UNHCR 56.6 million | United Kingdom of Great Britain and Northern Ireland 41.6 million | Netherlands (Kingdom of the) 40.9 million | Denmark 37.8 million | Private donors in the Republic of Korea 32.3 million | Private donors in Italy 28.1 million | Germany 25.1 million | Switzerland 20.4 million | Sweden for UNHCR 18.9 million | Private donors in the Netherlands 17.7 million | Republic of Korea 16.9 million | Japan 16.3 million | USA for UNHCR 14.8 million | France 14.5 million | Australia 14.3 million | Ireland 13.6 million | Belgium 10.7 million | Private donors in Canada 10.6 million | Private donors in China 10.5 million

Algeria | Armenia | Austria | Bulgaria | Canada | Costa Rica | Cyprus | Estonia | Finland | Georgia | Iceland | Kuwait | Liechtenstein | Lithuania | Luxembourg | Malta | Mexico | Monaco | Montenegro | New Zealand | Peru | Philippines | Portugal | Qatar | Russian Federation | Saudi Arabia | Serbia | Singapore | Slovakia | Spain | Thailand | United Arab Emirates | Uruguay | Private donors

Notes:

1. The financial requirements for Eastern Europe are for the operations in Armenia, Azerbaijan, Georgia, Russian Federation, Türkiye and Ukraine.
2. The percentage funded (41%) and total funding amount (\$350,736,847) are indicative based on the methodology described above. This leaves an indicative funding gap of \$511,039,452 representing 59% of the financial requirements.
3. Contributions to Eastern Europe are shown by the earmarking modality as defined in the Grand Bargain.
4. Due to their earmarking at the region, or to a related situation or theme, the other softly earmarked contributions listed are those which can potentially be used in Eastern Europe. Where a donor has contributed \$2 million or more, the total amount of the contributions is shown.
5. Contributed without restrictions on its use, unearmarked funding allows UNHCR critical flexibility in how best to reach refugees and other populations of concern who are in the greatest need and at the greatest risk. Where a donor has contributed \$10 million or more, the total amount of the contribution is shown.

For more information: <http://reporting.unhcr.org>

 Follow us on @UNHCRgov