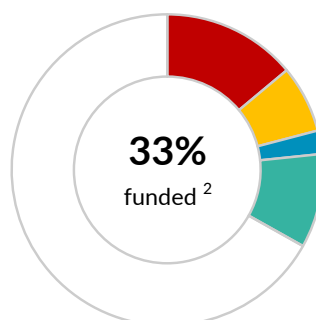
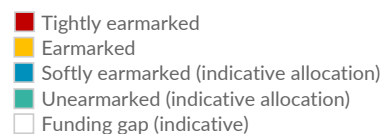


\$85.5 million

UNHCR's financial requirements 2025 ¹

33%
funded ²


MALI

as of 31 December 2025

CONTRIBUTIONS ³ | USD

	Unearmarked	Softly earmarked	Earmarked	Tightly earmarked	Total
United States of America	-	107,349	4,795,469	3,556,821	8,459,639
Education Cannot Wait	-	-	-	2,143,976	2,143,976
Luxembourg	-	-	1,529,412	-	1,529,412
Germany	-	1,095,679	-	-	1,095,679
Japan	-	-	-	750,000	750,000
Spain	-	-	-	249,941	249,941
Private donors in Canada	-	-	-	233,867	233,867
European Union	-	-	-	202,065	202,065
Other private donors	-	-	690	-	690
Sub-total	-	1,203,028	6,325,570	7,136,670	14,665,268
Indicative allocation of funds and adjustments	8,354,586	877,108	(346,068)	4,776,663	13,662,290
Total	8,354,586	2,080,136	5,979,503	11,913,333	28,327,558

Methodology: Flexible funding is allocated and reallocated multiple times during the year to allow UNHCR to fund prioritised activities. This funding update includes an indicative allocation of funds so as to accurately represent the resources available for the country. The contributions earmarked for Mali shown above are combined with an indicative allocation of the softly earmarked and unearmarked contributions listed below. This allocation respects different levels of earmarking. Adjustments relate to indirect support costs and carry-over.

OTHER SOFTLY EARMARKED CONTRIBUTIONS ⁴ | USD

Australia for UNHCR 11.2 million | UNO-Flüchtlingshilfe 9.1 million | UK for UNHCR 7.4 million | Norway 4.8 million | Italy 2.4 million

Spain | Japan | Iceland | Private donors

UNEARMARKED CONTRIBUTIONS ⁵ | USD

España con ACNUR 78.4 million | Sweden 73.6 million | Norway 56.9 million | Japan for UNHCR 56.6 million |

United Kingdom of Great Britain and Northern Ireland 41.6 million | Netherlands (Kingdom of the) 40.9 million | Denmark 37.8 million |

Private donors in the Republic of Korea 32.3 million | Private donors in Italy 28.1 million | Germany 25.1 million | Switzerland 20.4 million |

Sweden for UNHCR 18.9 million | Private donors in the Netherlands 17.7 million | Republic of Korea 16.9 million | Japan 16.3 million |

USA for UNHCR 14.8 million | France 14.5 million | Australia 14.3 million | Ireland 13.6 million | Belgium 10.7 million |

Private donors in Canada 10.6 million | Private donors in China 10.5 million

Algeria | Armenia | Austria | Bulgaria | Canada | Costa Rica | Cyprus | Estonia | Finland | Georgia | Iceland | Kuwait | Liechtenstein | Lithuania | Luxembourg | Malta | Mexico | Monaco | Montenegro | New Zealand | Peru | Philippines | Portugal | Qatar | Russian Federation | Saudi Arabia | Serbia | Singapore | Slovakia | Spain | Thailand | United Arab Emirates | Uruguay | Private donors

Notes:


1. The financial requirements for Mali are those of the Sahel Situation.

2. The percentage funded (33%) and total funding amount (\$28,327,558) are indicative based on the methodology described above. This leaves an indicative funding gap of \$57,173,504 representing 67% of the financial requirements.

3. Contributions to Mali are shown by the earmarking modality as defined in the Grand Bargain.

4. Due to their earmarking at the region or sub-region, or to a related situation or theme, the other softly earmarked contributions listed are those which can potentially be used for Mali. Where a donor has contributed \$2 million or more, the total amount of the contributions is shown.

5. Contributed without restrictions on its use, unearmarked funding allows UNHCR critical flexibility in how best to reach refugees and other populations of concern who are in the greatest need and at the greatest risk. Where a donor has contributed \$10 million or more, the total amount of the contribution is shown.

For more information: <http://reporting.unhcr.org>
 Follow us on @UNHCRgov