

Update on 2025-2026 Budgets and Funding

EC/77/SC/CRP.7
95th Standing Committee
26 March 2026

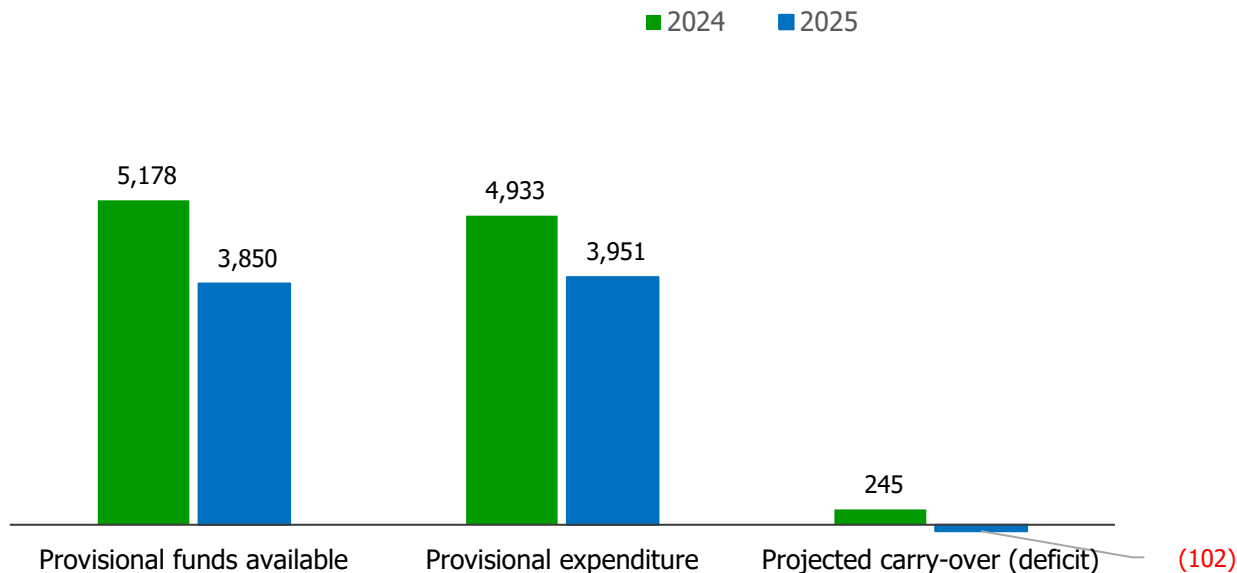
Division of Resource Management (DRM)
Division of Emergency and Programme
Support (DEPS)
Division of External Relations (DER)





2025

2025 Provisional funds available and expenditure



The **projected deficit** for 2025 is approximately **\$102m**, which will be covered by surpluses from the self-administered health insurance and the Working Capital Fund.

Total available funding in 2025 was \$3.85 billion, compared with a final budget of \$10.6 billion. This resulted in a **funding gap**

UNHCR 2025 Preliminary Results

Durable Solutions

4.3M

Returns

↑ from 1.6M

37K

Resettlement Departures

↓ 68% decline

83%

Submissions

↓ submissions fell

79K

Legal Stay / Nationality

↓ 31% reduced

Key Results

Registration

1.7M individuals

↓ 34% decline

Legal Assistance

1.3M people assisted

↓ 7% decline

Protection Services

~10M people reached

↓ 8% decline

Cash Assistance

~4M beneficiaries

↓ 25% reduction

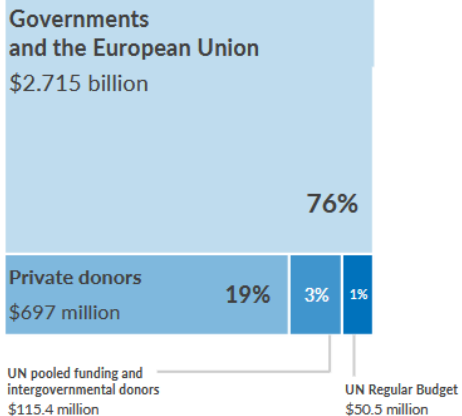
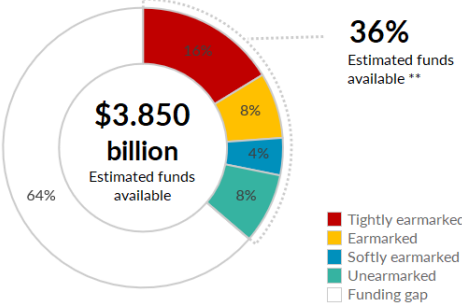
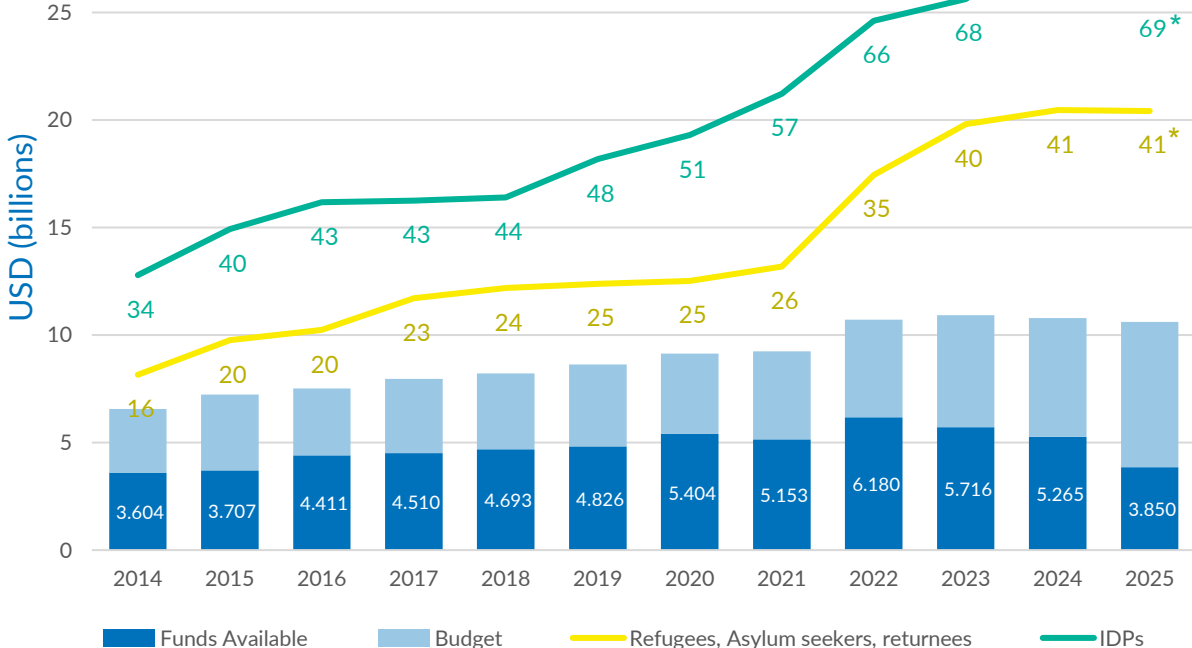
Non-Food Items

~6M people reached

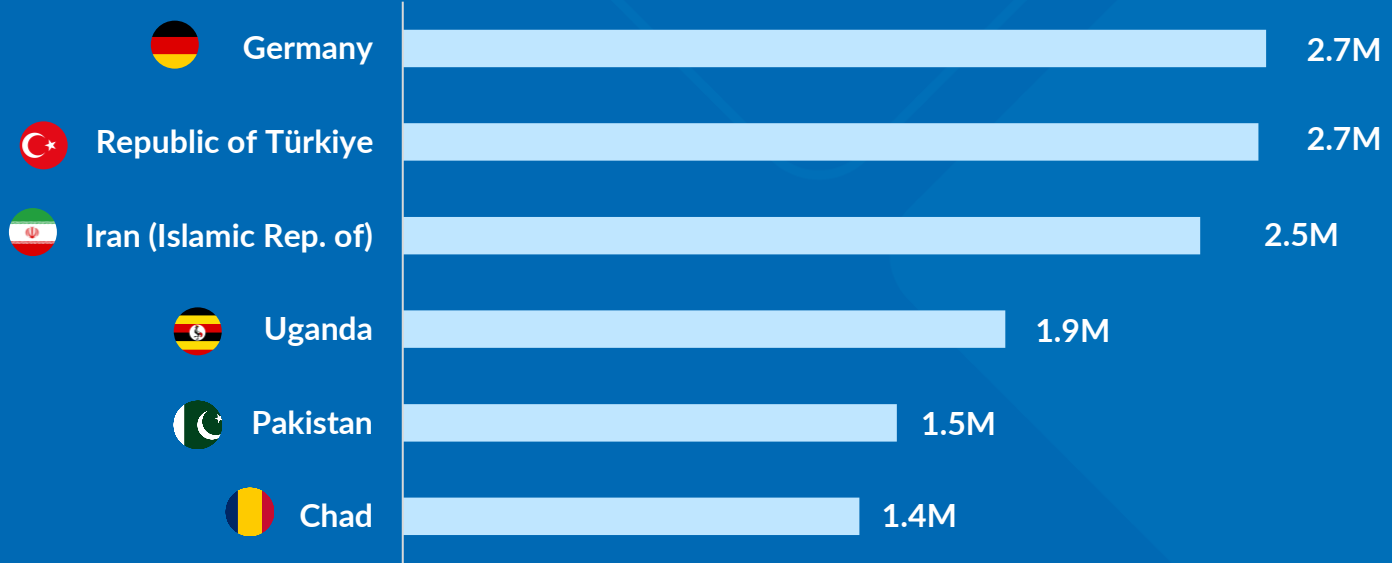
stable

GLOBAL FUNDING OVERVIEW IN 2025

*2025 figures are as of 30 June



TOP REFUGEE HOSTING COUNTRIES | 2025 MID-YEAR



Top 10 public donors | 2025

	Donor	2025 year-end
	United States	812M
	European Union	364M
	Germany	163M
	Sweden	146M
	Norway	128M
	United Kingdom	126M
	Denmark	108M
	Netherlands (the)	101M
	Italy	85M
	Canada	81M

Top 10 donors of unearmarked funding | 2025

	Donor	2025 year-end
	España con ACNUR	78M
	Sweden	74M
	Norway	57M
	Japan for UNHCR	56M
	United Kingdom	41M
	Netherlands (the)	41M
	Denmark	38M
	Private donors Korea	32M
	Private donors Italy	28M
	Germany	25M

Top 10 donors of flexible funding | 2025

	Donor	2025 year-end
	Germany	141M
	Sweden	98M
	Denmark	85M
	United States	81M
	España con ACNUR	80M
	Norway	63M
	Japan for UNHCR	58M
	United Kingdom	49M
	UNO-Flüchtlingshilfe	40M
	Private donors Korea	38M

* Note: Flexible funding includes both unearmarked and softly earmarked sources of funding.

Funding Diversification: 10-year Overview



Top ten donor share of voluntary contributions reduced from **76%** in 2015 to **60%** in 2025.



Number of top public donors (over USD20M) increased from **17** in 2015 to **23** in 2025.



Private sector contributions more than **doubled** from **\$284M** in 2015 to **\$697M** in 2025.



2026

The 2026 current budget stands at \$8.5 billion

- The original annual budget for 2026 approved by the Executive Committee at its seventy-sixth plenary session in October 2025, was \$8,504.5 million.
- As of 31 January 2026, no supplementary budget has been established and no transfers from the Operational Reserve.

UNHCR 2026 Implementation Priorities



Comparative Advantage

- Protection and solutions
- Life-saving and emergency response
- Shift toward sustainable response
- Statelessness: core mandate priority



Prioritisation Logic

Must Deliver:

- **Core protection:** registration, asylum systems, documentation, community engagement
- **Solutions:** Return, resettlement, local integration

Ask Others to Support:

- Engage development actors
- Strengthen UN cooperation and reduce duplication



Local Partnerships

Government Leadership

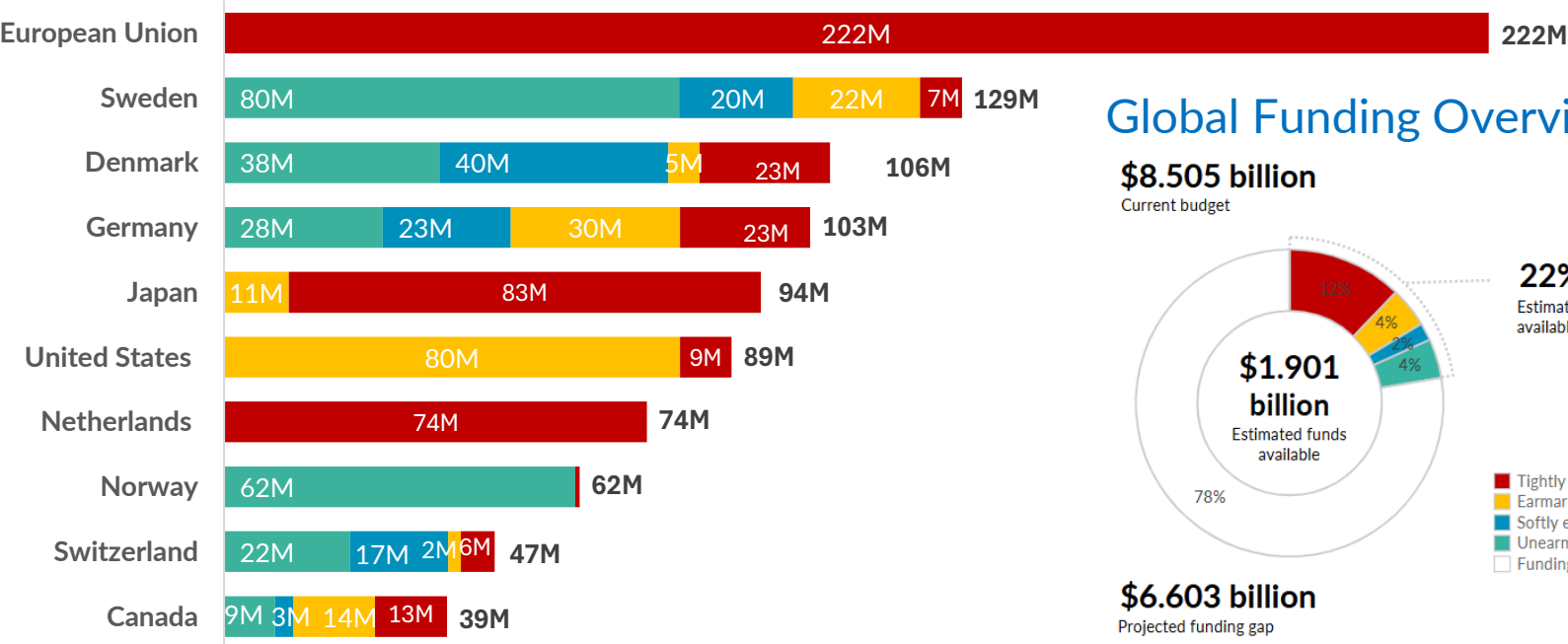
National authorities at the forefront of response planning and delivery

Local Partners

87% of UNHCR's funded partners

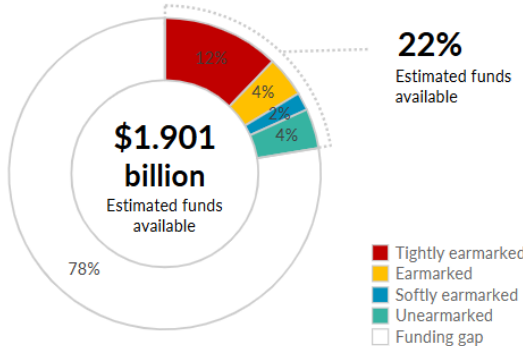
FUNDING OVERVIEW IN 2026

Top 10 public donors as 15 March 2026



Global Funding Overview

\$8.505 billion
Current budget



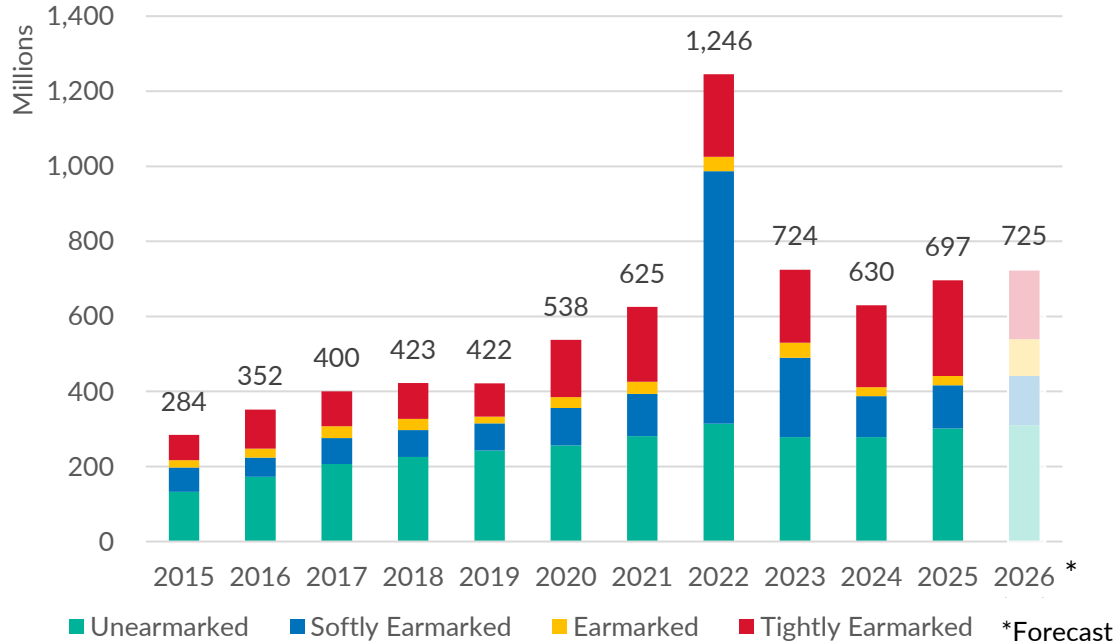
\$1.901 billion
Estimated funds available

22%
Estimated funds available

\$6.603 billion
Projected funding gap

PRIVATE SECTOR INCOME

Private sector contributions, 2014-2026 (USD millions)



Drivers of Growth



New Multi-year partnerships



Individual giving
2.8M donors



Faith-based partners
IRUSA top donor 2025



New channels
Legacies & Philanthropists



Renewal of partnerships



Thank You
