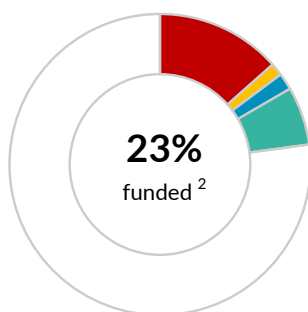
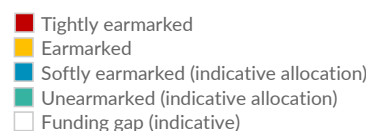


**\$865.2 million**

 UNHCR's financial requirements 2026 <sup>1</sup>

**ASIA AND THE PACIFIC**

as of 31 March 2026


**CONTRIBUTIONS <sup>3</sup> | USD**

	■ Unearmarked	■ Softly earmarked	■ Earmarked	■ Tightly earmarked	Total
European Union	-	-	-	23,796,309	23,796,309
Country-based pooled funds	-	-	-	18,674,839	18,674,839
Japan	-	-	-	17,227,448	17,227,448
Netherlands (Kingdom of the)	-	-	-	7,595,739	7,595,739
Canada	-	-	1,985,560	3,335,401	5,320,960
Switzerland	-	-	2,088,452	1,752,559	3,841,011
Sweden	-	-	3,489,419	-	3,489,419
Ireland	-	3,476,246	-	-	3,476,246
UN Joint Programmes	-	-	-	3,407,075	3,407,075
Denmark	-	-	-	3,069,762	3,069,762
Special Trust Fund for Afghanistan	-	-	-	2,905,234	2,905,234
Qatar	-	-	-	2,391,741	2,391,741
Finland	-	-	2,306,805	-	2,306,805
Private donors in Malaysia	-	-	1,115,768	66,667	1,182,434
Private donors in Japan	-	-	-	1,170,227	1,170,227
Austria	-	-	-	984,936	984,936
UNO-Flüchtlingshilfe	-	772,889	-	14,269	787,158
United Kingdom of Great Britain and Northern Ireland	-	-	-	751,366	751,366
Private donors in Thailand	-	-	545,556	73,145	618,701
Jersey	-	-	267,380	157,672	425,052
Private donors in MENA	-	405	2,811	417,231	420,447
Republic of Korea	-	-	-	321,178	321,178
Iceland	-	-	291,886	-	291,886
Private donors in China	-	161,786	-	100,567	262,353
Private donors in the Philippines	-	1,274	202,612	-	203,885
Private donors in Indonesia	-	245	181,594	-	181,839
USA for UNHCR	-	10,000	-	111,786	121,786
Germany	-	57,937	-	25,208	83,146
Other private donors	-	89,194	3,755	146,708	239,658
<b>Sub-total</b>	-	<b>4,569,976</b>	<b>12,481,597</b>	<b>88,497,066</b>	<b>105,548,639</b>
Indicative allocation of funds and adjustments	54,267,069	10,991,980	(761,788)	27,861,764	92,359,026
<b>Total</b>	<b>54,267,069</b>	<b>15,561,956</b>	<b>11,719,809</b>	<b>116,358,830</b>	<b>197,907,664</b>

Methodology: Flexible funding is allocated and reallocated multiple times during the year to allow UNHCR to fund prioritised activities. This funding update includes an indicative allocation of funds so as to accurately represent the resources available for the region. The contributions earmarked for Asia and the Pacific shown above are combined with an indicative allocation of the softly earmarked and unearmarked contributions listed below. This allocation respects different levels of earmarking. Adjustments relate to indirect support costs and carry-over.

**■ UNEARMARKED CONTRIBUTIONS <sup>5</sup> | USD**

Sweden 79.8 million | Norway 61.6 million | Denmark 37.8 million | Germany 27.8 million | Switzerland 22.1 million | Ireland 14.5 million | Australia 14.3 million | España con ACNUR 12 million | Belgium 10.7 million


Algeria | Armenia | Canada | Estonia | Finland | Iceland | Kuwait | Lithuania | Luxembourg | Malta | Monaco | Montenegro | New Zealand | Qatar | Republic of Korea | Serbia | Singapore | South Africa | Thailand | Private donors

**Notes:**

1. The financial requirements for Asia and the Pacific are for the operations in Afghanistan, Australia MCO, Bangladesh, China, India, Indonesia, Islamic Republic of Iran, Japan, Kazakhstan MCO, Malaysia, Myanmar, Nepal, Pakistan, Philippines, Regional Bureau for Asia and the Pacific, Republic of Korea and Thailand MCO.

2. The percentage funded (23%) and total funding amount (\$197,907,664) are indicative based on the methodology described above. This leaves an indicative funding gap of \$667,291,286 representing 77% of the financial requirements.
3. Contributions to Asia and the Pacific are shown by the earmarking modality as defined in the Grand Bargain.
4. Due to their earmarking to a related situation or theme, the other softly earmarked contributions listed are those which can potentially be used in Asia and the Pacific. Where a donor has contributed \$2 million or more, the total amount of the contributions is shown.
5. Contributed without restrictions on its use, unearmarked funding allows UNHCR critical flexibility in how best to reach refugees and other populations of concern who are in the greatest need and at the greatest risk. Where a donor has contributed \$10 million or more, the total amount of the contribution is shown.

For more information: <http://reporting.unhcr.org>

 Follow us on @UNHCRgov