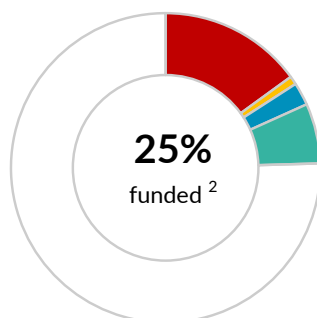
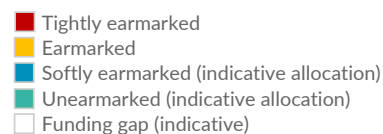


\$ 1.982 billion

 UNHCR's financial requirements 2026 ¹


EASTERN AND SOUTHERN AFRICA

as of 30 April 2026



CONTRIBUTIONS ³ | USD

	■ Unearmarked	■ Softly earmarked	■ Earmarked	■ Tightly earmarked	Total
Country-based pooled funds	-	-	-	77,123,608	77,123,608
European Union	-	-	-	29,409,624	29,409,624
Netherlands (Kingdom of the)	-	-	-	21,994,680	21,994,680
Germany	-	6,856,448	-	12,950,464	19,806,913
Japan	-	-	-	16,252,237	16,252,237
Canada	-	2,587,463	10,203,074	1,070,765	13,861,302
Private donors in Denmark	-	40,231	73	10,661,191	10,701,495
Denmark	-	606,997	-	9,837,967	10,444,964
United States of America	-	-	-	9,000,000	9,000,000
Sweden	-	-	4,277,353	1,929,734	6,207,087
Sweden for UNHCR	-	6,038,713	227	166,383	6,205,323
Switzerland	-	5,159,705	-	187,836	5,347,542
Republic of Korea	-	-	-	5,180,627	5,180,627
España con ACNUR	-	76,967	-	4,821,870	4,898,836
Finland	-	3,476,246	-	24,742	3,500,988
USA for UNHCR	-	5,943	4,036	3,295,845	3,305,823
Central Emergency Response Fund	-	-	-	3,200,006	3,200,006
UNO-Flüchtlingshilfe	-	2,222,725	466,200	173,010	2,861,936
Spain	-	-	-	1,949,753	1,949,753
United Kingdom of Great Britain and Northern Ireland	-	-	-	1,740,663	1,740,663
Ireland	-	1,738,123	-	-	1,738,123
Private donors in the Netherlands	-	53,387	62	1,222,810	1,276,259
Private donors in Canada	-	77,451	18,549	1,005,380	1,101,379
Luxembourg	-	-	869,061	-	869,061
Iceland	-	-	689,275	-	689,275
World Food Programme	-	-	-	500,000	500,000
China	-	-	-	479,332	479,332
Private donors in Italy	-	332,206	4,289	-	336,494
Private donors in China	-	7,864	-	315,174	323,038
Switzerland for UNHCR	-	44,426	-	250,000	294,426
Jersey	-	267,380	-	-	267,380
Private donors in Kenya	-	3,913	896	241,993	246,803
UK for UNHCR	-	70,241	7	173,957	244,205
Australia for UNHCR	-	199,779	-	34,661	234,440
Monaco	-	-	-	231,750	231,750
Portugal	-	-	175,644	-	175,644
Private donors in Japan	-	-	-	145,018	145,018
Private donors in Switzerland	-	64,621	1,296	63,080	128,997
Private donors in MENA	-	122,351	-	5,029	127,381
Private donors in the United Arab Emirates	-	-	-	114,869	114,869
African Development Fund	-	-	-	103,838	103,838

Norway	-	-	-	52,535	52,535
Other private donors	-	153,803	37,217	42,991	234,011
Sub-total	-	30,216,727	16,751,976	215,953,421	262,922,124
Indicative allocation of funds and adjustments	124,325,523	17,149,835	727,563	81,301,223	223,504,143
Total	124,325,523	47,366,561	17,479,539	297,254,644	486,426,267

Methodology: Flexible funding is allocated and reallocated multiple times during the year to allow UNHCR to fund prioritised activities. This funding update includes an indicative allocation of funds so as to accurately represent the resources available for the sub-region. The contributions earmarked for Eastern and Southern Africa shown above are combined with an indicative allocation of the softly earmarked and unearmarked contributions listed below. This allocation respects different levels of earmarking. Adjustments relate to indirect support costs and carry-over.

■ OTHER SOFTLY EARMARKED CONTRIBUTIONS ⁴ | USD

Sweden for UNHCR 6 million | Norway 3.6 million | Finland 3.5 million | UNO-Flüchtlingshilfe 3.1 million | Australia for UNHCR 2.7 million

Norway 3.6 million | Finland 3.5 million | Australia for UNHCR 2.5 million

■ UNEARMARKED CONTRIBUTIONS ⁵ | USD

Sweden 79.8 million | Norway 61.6 million | Denmark 37.8 million | Germany 27.8 million | España con ACNUR 24.2 million | Switzerland 22.1 million | Ireland 14.5 million | Belgium 10.7 million | Private donors in the Republic of Korea 10.3 million

Algeria | Armenia | Australia | Canada | Estonia | Finland | Iceland | Japan for UNHCR | Kuwait | Lithuania | Luxembourg | Malta | Monaco | Montenegro | New Zealand | Peru | Portugal com ACNUR | Qatar | Republic of Korea | Serbia | Singapore | South Africa | Sweden for UNHCR | Switzerland for UNHCR | Thailand | UK for UNHCR | USA for UNHCR | Private donors

Notes:

1. The financial requirements for Eastern and Southern Africa are for the operations in Burundi, Djibouti, Eritrea, Ethiopia, Kenya, Mozambique MCO, Other Operations in Africa, Regional Bureau for Eastern and Southern Africa, Rwanda, Somalia, South Africa MCO, South Sudan, Sudan, Uganda, United Republic of Tanzania and Zambia MCO.


2. The percentage funded (25%) and total funding amount (\$486,426,267) are indicative based on the methodology described above. This leaves an indicative funding gap of \$1,495,385,066 representing 75% of the financial requirements.

3. Contributions to Eastern and Southern Africa are shown by the earmarking modality as defined in the Grand Bargain.

4. Due to their earmarking at the region, or to a related situation or theme, the other softly earmarked contributions listed are those which can potentially be used in Eastern and Southern Africa. Where a donor has contributed \$2 million or more, the total amount of the contributions is shown.

5. Contributed without restrictions on its use, unearmarked funding allows UNHCR critical flexibility in how best to reach refugees and other populations of concern who are in the greatest need and at the greatest risk. Where a donor has contributed \$10 million or more, the total amount of the contribution is shown.

For more information: <http://reporting.unhcr.org>

 Follow us on @UNHCRgov