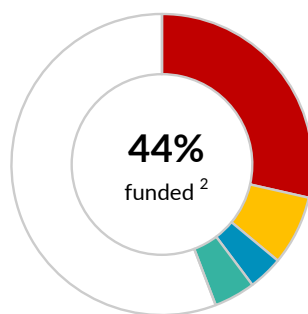
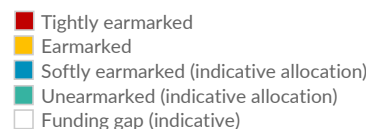


**\$942.3 million**

 UNHCR's financial requirements 2026 <sup>1</sup>

**EUROPE**  
 as of 30 April 2026

**CONTRIBUTIONS <sup>3</sup> | USD**

	■ Unearmarked	■ Softly earmarked	■ Earmarked	■ Tightly earmarked	Total
European Union	-	-	-	157,073,519	157,073,519
Japan	-	-	-	21,057,884	21,057,884
Country-based pooled funds	-	-	-	20,000,000	20,000,000
Republic of Korea	-	-	-	15,125,812	15,125,812
United Kingdom of Great Britain and Northern Ireland	-	-	-	13,495,277	13,495,277
Germany	-	-	9,248,555	58,578	9,307,132
Sweden	-	8,112,493	-	471,325	8,583,818
Finland	-	-	6,952,491	-	6,952,491
Ireland	-	5,793,743	-	457,220	6,250,962
Denmark	-	-	3,951,320	1,585,972	5,537,292
Switzerland	-	-	2,262,443	2,193,013	4,455,456
Italy	-	-	-	4,059,352	4,059,352
Sweden for UNHCR	-	3,251,867	-	261,880	3,513,747
Austria	-	-	2,356,353	101,682	2,458,035
Private donors in Denmark	-	2,071,917	-	-	2,071,917
Private donors in Italy	-	58,880	11,976	1,783,376	1,854,232
Canada	-	-	1,459,307	311,939	1,771,245
UNO-Flüchtlingshilfe	-	1,563,504	-	-	1,563,504
Private donors in the Republic of Korea	-	1,057,030	-	-	1,057,030
Private donors in the Netherlands	-	584,316	-	-	584,316
España con ACNUR	-	108,595	-	439,917	548,512
Switzerland for UNHCR	-	103,495	-	300,000	403,495
Private donors in Luxembourg	-	114,583	-	229,167	343,750
USA for UNHCR	-	318,833	-	-	318,833
Private donors in China	-	52,647	250,013	-	302,659
Türkiye	-	-	-	300,000	300,000
UK for UNHCR	-	295,718	-	-	295,718
Private donors in France	-	121,157	-	-	121,157
Private donors in Canada	-	103,995	486	-	104,481
Norway	-	-	-	78,822	78,822
France	-	-	-	73,486	73,486
Jersey	-	-	-	64,079	64,079
Lithuania	-	-	58,548	-	58,548
Monaco	-	-	-	23,310	23,310
Other private donors	-	31,028	120,522	191,056	342,606
<b>Sub-total</b>	-	<b>23,841,741</b>	<b>26,672,015</b>	<b>239,736,664</b>	<b>290,250,419</b>
Indicative allocation of funds and adjustments	41,800,888	11,247,771	43,842,051	29,240,173	126,130,883
<b>Total</b>	<b>41,800,888</b>	<b>35,089,511</b>	<b>70,514,066</b>	<b>268,976,837</b>	<b>416,381,302</b>

Methodology: Flexible funding is allocated and reallocated multiple times during the year to allow UNHCR to fund prioritised activities. This funding update includes an indicative allocation of funds so as to accurately represent the resources available for the region. The contributions earmarked for Europe shown above are combined with an indicative allocation of the softly earmarked and unearmarked contributions listed below. This allocation respects different levels of earmarking. Adjustments relate to indirect support costs and carry-over.

**OTHER SOFTLY EARMARKED CONTRIBUTIONS <sup>4</sup> | USD**

Norway 3.6 million | Australia for UNHCR 2.5 million

Sweden 8.1 million | Ireland 5.8 million | Norway 3.6 million | Sweden for UNHCR 3.3 million | Australia for UNHCR 2.6 million | UNO-Flüchtlingshilfe 2.4 million

## ■ **UNEARMARKED CONTRIBUTIONS** <sup>5</sup> | USD

Sweden 79.8 million | Norway 61.6 million | Denmark 37.8 million | Germany 27.8 million | España con ACNUR 24.2 million | Switzerland 22.1 million | Ireland 14.5 million | Belgium 10.7 million | Private donors in the Republic of Korea 10.3 million

Algeria | Armenia | Australia | Canada | Estonia | Finland | Iceland | Japan for UNHCR | Kuwait | Lithuania | Luxembourg | Malta | Monaco | Montenegro | New Zealand | Peru | Portugal com ACNUR | Qatar | Republic of Korea | Serbia | Singapore | South Africa | Sweden for UNHCR | Switzerland for UNHCR | Thailand | UK for UNHCR | USA for UNHCR | Private donors

### Notes:

1. The financial requirements for Europe are for the operations in Armenia, Belgium MCO, Bulgaria, France, Georgia, Germany, Greece, Hungary MCO, Italy MCO, Other Operations in Europe, Poland MCO, Regional Bureau for Europe, Republic of Moldova, Romania, Russian Federation MCO, Spain, Sweden MCO, Türkiye, Ukraine and United Kingdom.


2. The percentage funded (44%) and total funding amount (\$416,381,302) are indicative based on the methodology described above. This leaves an indicative funding gap of \$525,911,420 representing 56% of the financial requirements.

3. Contributions to Europe are shown by the earmarking modality as defined in the Grand Bargain.

4. Due to their earmarking to a related situation or theme, the other softly earmarked contributions listed are those which can potentially be used in Europe. Where a donor has contributed \$2 million or more, the total amount of the contributions is shown.

5. Contributed without restrictions on its use, unearmarked funding allows UNHCR critical flexibility in how best to reach refugees and other populations of concern who are in the greatest need and at the greatest risk. Where a donor has contributed \$10 million or more, the total amount of the contribution is shown.

For more information: <http://reporting.unhcr.org>

 Follow us on @UNHCRgov