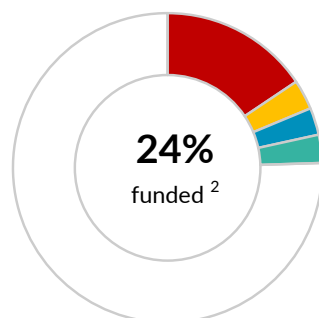
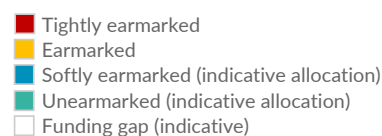


\$ 1.339 billion

 UNHCR's financial requirements 2026 ¹

MIDDLE EAST

as of 30 April 2026


CONTRIBUTIONS ³ | USD

	■ Unearmarked	■ Softly earmarked	■ Earmarked	■ Tightly earmarked	Total
European Union	-	-	-	40,290,610	40,290,610
Germany	-	26,613,540	-	2,425,775	29,039,315
Netherlands (Kingdom of the)	-	-	-	27,297,511	27,297,511
Country-based pooled funds	-	-	-	25,000,000	25,000,000
Japan	-	-	-	20,807,437	20,807,437
Canada	-	1,191,336	14,634,875	74,763	15,900,973
United Kingdom of Great Britain and Northern Ireland	-	4,010,695	-	9,739,527	13,750,222
Sweden	-	3,461,330	4,389,914	4,886,389	12,737,634
UN Joint Programmes	-	-	-	8,252,453	8,252,453
Austria	-	-	6,964,703	-	6,964,703
Australia	-	-	6,847,690	-	6,847,690
Switzerland	-	4,668,305	1,915,709	160,842	6,744,855
Republic of Korea	-	-	-	6,467,539	6,467,539
Finland	-	3,476,246	2,341,920	-	5,818,166
Central Emergency Response Fund	-	-	-	3,999,946	3,999,946
Denmark	-	262,915	-	3,348,533	3,611,448
Belgium	-	3,476,246	-	-	3,476,246
Ireland	-	-	2,896,871	41,200	2,938,071
France	-	-	2,361,275	79,379	2,440,654
Private donors in Bahrain	-	-	-	2,002,200	2,002,200
UNO-Flüchtlingshilfe	-	1,852,703	-	-	1,852,703
Luxembourg	-	1,158,749	579,374	-	1,738,123
Qatar	-	-	-	1,546,380	1,546,380
Iceland	-	583,665	557,472	-	1,141,137
Private donors in MENA	-	6,993	118,150	698,251	823,394
USA for UNHCR	-	10,885	-	710,953	721,838
Private donors in France	-	77,757	7,313	626,497	711,567
Spain	-	-	-	699,301	699,301
Norway	-	-	527,426	-	527,426
Private donors in Canada	-	135,880	21,200	353,349	510,429
Private donors in the Republic of Korea	-	481,992	5,656	-	487,648
Private donors in Jordan	-	-	-	374,294	374,294
Private donors in Denmark	-	276,858	163	-	277,021
UK for UNHCR	-	137,041	137,910	-	274,951
Private donors in the United Arab Emirates	-	-	-	263,923	263,923
Private donors in the Netherlands	-	221,250	23,384	-	244,634
Private donors in China	-	32,743	147	211,100	243,989
Australia for UNHCR	-	154,101	-	89,427	243,528
Czechia	-	-	-	240,315	240,315
Sweden for UNHCR	-	175,791	1,752	-	177,542
España con ACNUR	-	169,459	1,577	-	171,035

Monaco	-	-	-	164,294	164,294
Private donors in Thailand	-	143,938	-	2,902	146,840
Private donors in Italy	-	97,250	15,655	-	112,905
Private donors in South Africa	-	-	104,895	-	104,895
Private donors in Nigeria	-	-	-	103,356	103,356
Italy	-	-	-	29,216	29,216
Other private donors	-	108,363	30,814	182,819	321,995
Sub-total	-	53,051,068	44,486,220	161,174,107	258,711,396
Indicative allocation of funds and adjustments	39,308,569	(15,082,780)	(2,715,121)	47,787,061	69,297,728
Total	39,308,569	37,968,288	41,771,099	208,961,169	328,009,124

Methodology: Flexible funding is allocated and reallocated multiple times during the year to allow UNHCR to fund prioritised activities. This funding update includes an indicative allocation of funds so as to accurately represent the resources available for the sub-region. The contributions earmarked for Middle East shown above are combined with an indicative allocation of the softly earmarked and unearmarked contributions listed below. This allocation respects different levels of earmarking. Adjustments relate to indirect support costs and carry-over.

■ OTHER SOFTLY EARMARKED CONTRIBUTIONS ⁴ | USD

United Kingdom of Great Britain and Northern Ireland 4 million | Norway 3.6 million | Australia 3.6 million | Belgium 3.5 million | Finland 3.5 million | UNO-Flüchtlingshilfe 2.7 million | Australia for UNHCR 2.7 million

Norway 3.6 million | Australia 3.6 million | Belgium 3.5 million | Finland 3.5 million | Australia for UNHCR 2.5 million

■ UNEARMARKED CONTRIBUTIONS ⁵ | USD

Sweden 79.8 million | Norway 61.6 million | Denmark 37.8 million | Germany 27.8 million | España con ACNUR 24.2 million | Switzerland 22.1 million | Ireland 14.5 million | Belgium 10.7 million | Private donors in the Republic of Korea 10.3 million

Algeria | Armenia | Australia | Canada | Estonia | Finland | Iceland | Japan for UNHCR | Kuwait | Lithuania | Luxembourg | Malta | Monaco | Montenegro | New Zealand | Peru | Portugal com ACNUR | Qatar | Republic of Korea | Serbia | Singapore | South Africa | Sweden for UNHCR | Switzerland for UNHCR | Thailand | UK for UNHCR | USA for UNHCR | Private donors

Notes:

1. The financial requirements for Middle East are for the operations in Iraq, Jordan, Lebanon, Other Operations in the Middle East, Saudi Arabia MCO, Syrian Arab Republic and Yemen.


2. The percentage funded (24%) and total funding amount (\$328,009,124) are indicative based on the methodology described above. This leaves an indicative funding gap of \$1,011,001,382 representing 76% of the financial requirements.

3. Contributions to Middle East are shown by the earmarking modality as defined in the Grand Bargain.

4. Due to their earmarking at the region, or to a related situation or theme, the other softly earmarked contributions listed are those which can potentially be used in Middle East. Where a donor has contributed \$2 million or more, the total amount of the contributions is shown.

5. Contributed without restrictions on its use, unearmarked funding allows UNHCR critical flexibility in how best to reach refugees and other populations of concern who are in the greatest need and at the greatest risk. Where a donor has contributed \$10 million or more, the total amount of the contribution is shown.

For more information: <http://reporting.unhcr.org>

 Follow us on @UNHCRgov