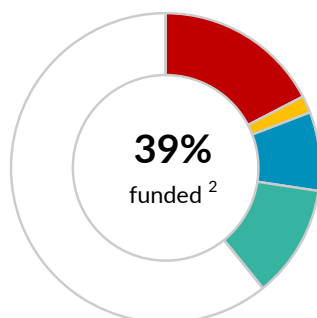
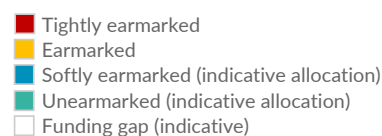


\$221.0 million

 UNHCR's financial requirements 2026 ¹


NORTH WEST CEN SOUTH EUROPE

as of 30 April 2026



CONTRIBUTIONS ³ | USD

	■ Unearmarked	■ Softly earmarked	■ Earmarked	■ Tightly earmarked	Total
Republic of Korea	-	-	-	15,125,812	15,125,812
European Union	-	-	-	10,961,330	10,961,330
Italy	-	-	-	4,059,352	4,059,352
Germany	-	-	3,201,156	-	3,201,156
Switzerland	-	-	-	2,040,402	2,040,402
Private donors in Italy	-	-	11,976	1,666,005	1,677,981
Japan	-	-	-	1,333,333	1,333,333
Denmark	-	-	790,264	112,842	903,106
Ireland	-	-	-	457,220	457,220
Private donors in Luxembourg	-	-	-	229,167	229,167
Sweden for UNHCR	-	-	-	176,528	176,528
Switzerland for UNHCR	-	-	-	150,000	150,000
Norway	-	-	-	78,822	78,822
France	-	-	-	73,486	73,486
Monaco	-	-	-	23,310	23,310
Other private donors	-	-	120,312	191,056	311,368
Sub-total	-	-	4,123,708	36,678,666	40,802,374
Indicative allocation of funds and adjustments	26,029,869	18,173,756	(171,751)	1,731,395	45,763,269
Total	26,029,869	18,173,756	3,951,957	38,410,061	86,565,643

Methodology: Flexible funding is allocated and reallocated multiple times during the year to allow UNHCR to fund prioritised activities. This funding update includes an indicative allocation of funds so as to accurately represent the resources available for the sub-region. The contributions earmarked for North West Cen South Europe shown above are combined with an indicative allocation of the softly earmarked and unearmarked contributions listed below. This allocation respects different levels of earmarking. Adjustments relate to indirect support costs and carry-over.

OTHER SOFTLY EARMARKED CONTRIBUTIONS ⁴ | USD

Sweden 8.1 million | Ireland 5.8 million | Norway 3.6 million | Sweden for UNHCR 3.3 million | Australia for UNHCR 2.6 million | UNO-Flüchtlingshilfe 2.4 million | Private donors in Denmark 2.1 million

Norway 3.6 million | Australia for UNHCR 2.5 million

UNEARMARKED CONTRIBUTIONS ⁵ | USD


Sweden 79.8 million | Norway 61.6 million | Denmark 37.8 million | Germany 27.8 million | España con ACNUR 24.2 million | Switzerland 22.1 million | Ireland 14.5 million | Belgium 10.7 million | Private donors in the Republic of Korea 10.3 million

Algeria | Armenia | Australia | Canada | Estonia | Finland | Iceland | Japan for UNHCR | Kuwait | Lithuania | Luxembourg | Malta | Monaco | Montenegro | New Zealand | Peru | Portugal com ACNUR | Qatar | Republic of Korea | Serbia | Singapore | South Africa | Sweden for UNHCR | Switzerland for UNHCR | Thailand | UK for UNHCR | USA for UNHCR | Private donors

Notes:

- The financial requirements for North West Cen South Europe are for the operations in Belgium MCO, Bulgaria, France, Germany, Greece, Hungary MCO, Italy MCO, Poland MCO, Republic of Moldova, Romania, Spain, Sweden MCO and United Kingdom.
- The percentage funded (39%) and total funding amount (\$86,565,643) are indicative based on the methodology described above. This leaves an indicative funding gap of \$134,410,579 representing 61% of the financial requirements.
- Contributions to North West Cen South Europe are shown by the earmarking modality as defined in the Grand Bargain.
- Due to their earmarking at the region, or to a related situation or theme, the other softly earmarked contributions listed are those which can potentially be used in North West Cen South Europe. Where a donor has contributed \$2 million or more, the total amount of the contributions is shown.
- Contributed without restrictions on its use, unearmarked funding allows UNHCR critical flexibility in how best to reach refugees and other populations of concern who are in the greatest need and at the greatest risk. Where a donor has contributed \$10 million or more, the total amount of the contribution is shown.

For more information: <http://reporting.unhcr.org>

 Follow us on @UNHCRgov