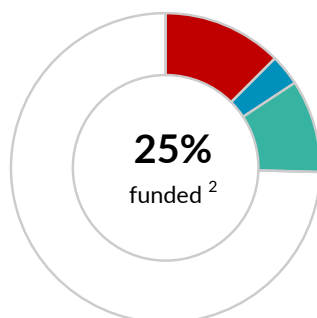
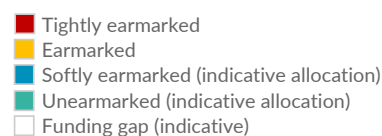


\$18.6 million

 UNHCR's financial requirements 2026 ¹


SOUTH ASIA

as of 30 April 2026



CONTRIBUTIONS ³ | USD

	■ Unearmarked	■ Softly earmarked	■ Earmarked	■ Tightly earmarked	Total
UN Population Fund	-	-	-	80,834	80,834
Canada	-	-	-	22,844	22,844
Other private donors	-	-	25	11,721	11,746
Sub-total	-	-	25	135,399	135,424
Indicative allocation of funds and adjustments	1,807,454	604,478	(2)	2,193,642	4,605,573
Total	1,807,454	604,478	23	2,329,041	4,740,997

Methodology: Flexible funding is allocated and reallocated multiple times during the year to allow UNHCR to fund prioritised activities. This funding update includes an indicative allocation of funds so as to accurately represent the resources available for the sub-region. The contributions earmarked for South Asia shown above are combined with an indicative allocation of the softly earmarked and unearmarked contributions listed below. This allocation respects different levels of earmarking. Adjustments relate to indirect support costs and carry-over.

OTHER SOFTLY EARMARKED CONTRIBUTIONS ⁴ | USD

Norway 3.6 million | Australia 3.6 million | Australia for UNHCR 2.5 million

Norway 3.6 million | Australia for UNHCR 2.5 million

UNEARMARKED CONTRIBUTIONS ⁵ | USD

Sweden 79.8 million | Norway 61.6 million | Denmark 37.8 million | Germany 27.8 million | España con ACNUR 24.2 million | Switzerland 22.1 million | Ireland 14.5 million | Belgium 10.7 million | Private donors in the Republic of Korea 10.3 million

Algeria | Armenia | Australia | Canada | Estonia | Finland | Iceland | Japan for UNHCR | Kuwait | Lithuania | Luxembourg | Malta | Monaco | Montenegro | New Zealand | Peru | Portugal com ACNUR | Qatar | Republic of Korea | Serbia | Singapore | South Africa | Sweden for UNHCR | Switzerland for UNHCR | Thailand | UK for UNHCR | USA for UNHCR | Private donors

Notes:

1. The financial requirements for South Asia are for the operations in India and Nepal.


2. The percentage funded (25%) and total funding amount (\$4,740,997) are indicative based on the methodology described above. This leaves an indicative funding gap of \$13,897,664 representing 75% of the financial requirements.

3. Contributions to South Asia are shown by the earmarking modality as defined in the Grand Bargain.

4. Due to their earmarking at the region, or to a related situation or theme, the other softly earmarked contributions listed are those which can potentially be used in South Asia. Where a donor has contributed \$2 million or more, the total amount of the contributions is shown.

5. Contributed without restrictions on its use, unearmarked funding allows UNHCR critical flexibility in how best to reach refugees and other populations of concern who are in the greatest need and at the greatest risk. Where a donor has contributed \$10 million or more, the total amount of the contribution is shown.

For more information: <http://reporting.unhcr.org>

 Follow us on @UNHCRgov