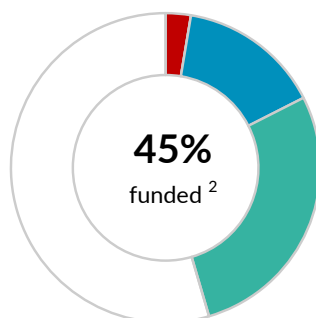
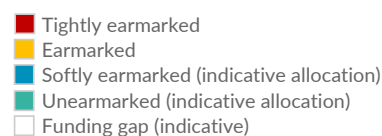


# \$15.3 million

 UNHCR's financial requirements 2026 <sup>1</sup>


## EAST ASIA AND THE PACIFIC

as of 31 May 2026



### CONTRIBUTIONS <sup>3</sup> | USD

|  | ■ Unearmarked    | ■ Softly earmarked | ■ Earmarked | ■ Tightly earmarked | Total            |
|--|------------------|--------------------|-------------|---------------------|------------------|
| Australia                                      | -                | 1,790,831          | -           | 106,157             | 1,896,988        |
| Republic of Korea                              | -                | -                  | -           | 113,173             | 113,173          |
| Switzerland                                    | -                | -                  | -           | 67,005              | 67,005           |
| Other private donors                           | -                | -                  | -           | 24,105              | 24,105           |
| <b>Sub-total</b>                               | -                | <b>1,790,831</b>   | -           | <b>310,440</b>      | <b>2,101,271</b> |
| Indicative allocation of funds and adjustments | 4,281,866        | 491,534            | -           | 92,458              | 4,865,858        |
| <b>Total</b>                                   | <b>4,281,866</b> | <b>2,282,365</b>   | -           | <b>402,898</b>      | <b>6,967,129</b> |

Methodology: Flexible funding is allocated and reallocated multiple times during the year to allow UNHCR to fund prioritised activities. This funding update includes an indicative allocation of funds so as to accurately represent the resources available for the sub-region. The contributions earmarked for East Asia and the Pacific shown above are combined with an indicative allocation of the softly earmarked and unearmarked contributions listed below. This allocation respects different levels of earmarking. Adjustments relate to indirect support costs and carry-over.

### OTHER SOFTLY EARMARKED CONTRIBUTIONS <sup>4</sup> | USD

Norway 3.6 million | Australia for UNHCR 3.3 million

Norway 3.6 million | Australia for UNHCR 3.3 million

### UNEARMARKED CONTRIBUTIONS <sup>5</sup> | USD

Sweden 79.8 million | Norway 61.6 million | Netherlands (Kingdom of the) 41 million | Denmark 37.8 million | Germany 27.8 million |


España con ACNUR 24.2 million | Switzerland 22.1 million | Ireland 14.5 million | Japan for UNHCR 14.2 million |

Private donors in the Republic of Korea 12.7 million | Belgium 10.7 million

Algeria | Armenia | Australia | Canada | Estonia | Finland | Iceland | Kuwait | Lithuania | Luxembourg | Malta | Monaco | Montenegro | New Zealand | Peru | Portugal com ACNUR | Qatar | Republic of Korea | Serbia | Singapore | South Africa | Sweden for UNHCR | Switzerland for UNHCR | Thailand | UK for UNHCR | USA for UNHCR | Private donors

Notes:

- The financial requirements for East Asia and the Pacific are for the operations in Australia MCO, China, Japan and Republic of Korea.
- The percentage funded (45%) and total funding amount (\$6,967,129) are indicative based on the methodology described above. This leaves an indicative funding gap of \$8,355,756 representing 55% of the financial requirements.
- Contributions to East Asia and the Pacific are shown by the earmarking modality as defined in the Grand Bargain.
- Due to their earmarking at the region, or to a related situation or theme, the other softly earmarked contributions listed are those which can potentially be used in East Asia and the Pacific. Where a donor has contributed \$2 million or more, the total amount of the contributions is shown.
- Contributed without restrictions on its use, unearmarked funding allows UNHCR critical flexibility in how best to reach refugees and other populations of concern who are in the greatest need and at the greatest risk. Where a donor has contributed \$10 million or more, the total amount of the contribution is shown.

 For more information: <http://reporting.unhcr.org>
 Follow us on @UNHCRgov