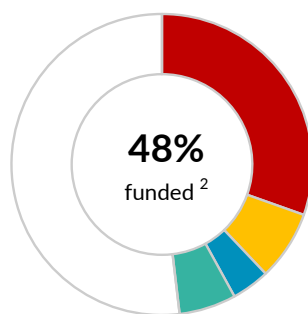
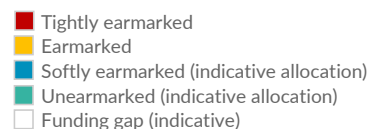


**\$942.3 million**

 UNHCR's financial requirements 2026 <sup>1</sup>

**EUROPE**  
 as of 31 May 2026

**CONTRIBUTIONS <sup>3</sup> | USD**

	■ Unearmarked	■ Softly earmarked	■ Earmarked	■ Tightly earmarked	Total
European Union	-	-	-	157,196,741	157,196,741
United Kingdom of Great Britain and Northern Ireland	-	-	-	31,738,520	31,738,520
Japan	-	-	-	21,057,884	21,057,884
Country-based pooled funds	-	-	-	20,000,000	20,000,000
Republic of Korea	-	-	-	15,125,812	15,125,812
Germany	-	-	9,248,555	58,578	9,307,132
Sweden	-	8,112,493	-	471,325	8,583,818
Finland	-	-	6,952,491	-	6,952,491
Ireland	-	5,793,743	-	457,220	6,250,962
Denmark	-	66,385	3,951,320	1,585,972	5,603,676
Switzerland	-	-	2,262,443	2,157,534	4,419,978
Italy	-	-	-	4,264,734	4,264,734
Sweden for UNHCR	-	3,825,287	-	261,880	4,087,167
Austria	-	-	2,356,353	101,682	2,458,035
Private donors in Italy	-	60,713	11,976	2,076,116	2,148,806
Private donors in Denmark	-	2,083,446	-	-	2,083,446
Canada	-	-	1,459,307	311,939	1,771,245
UNO-Flüchtlingshilfe	-	1,563,504	-	-	1,563,504
Private donors in the Republic of Korea	-	1,316,046	-	-	1,316,046
Private donors in the Netherlands	-	642,713	-	-	642,713
España con ACNUR	-	108,595	-	445,771	554,367
UK for UNHCR	-	426,765	-	-	426,765
USA for UNHCR	-	412,790	-	-	412,790
Switzerland for UNHCR	-	103,787	-	300,000	403,787
Private donors in Luxembourg	-	114,583	-	229,167	343,750
Private donors in China	-	52,647	250,013	-	302,659
Türkiye	-	-	-	300,000	300,000
Norway	-	-	-	176,861	176,861
Australia for UNHCR	-	150,192	-	-	150,192
Private donors in France	-	121,157	-	-	121,157
Private donors in Canada	-	109,967	486	-	110,453
France	-	-	-	73,486	73,486
Jersey	-	-	-	64,079	64,079
Lithuania	-	-	58,548	-	58,548
Monaco	-	-	-	23,310	23,310
Other private donors	-	32,993	120,599	191,056	344,648
<b>Sub-total</b>	-	<b>25,172,182</b>	<b>26,672,091</b>	<b>258,669,666</b>	<b>310,513,939</b>
Indicative allocation of funds and adjustments	57,705,920	13,362,557	43,842,047	28,085,536	142,996,058
<b>Total</b>	<b>57,705,920</b>	<b>38,534,739</b>	<b>70,514,137</b>	<b>286,755,201</b>	<b>453,509,997</b>

Methodology: Flexible funding is allocated and reallocated multiple times during the year to allow UNHCR to fund prioritised activities. This funding update includes an indicative allocation of funds so as to accurately represent the resources available for the region. The contributions earmarked for Europe shown above are combined with an indicative allocation of the softly earmarked and unearmarked contributions listed below. This allocation respects different levels of earmarking. Adjustments relate to indirect support costs and carry-over.

## ■ OTHER SOFTLY EARMARKED CONTRIBUTIONS <sup>4</sup> | USD

Norway 3.6 million | Australia for UNHCR 3.3 million

Sweden 8.1 million | Ireland 5.8 million | Sweden for UNHCR 3.8 million | Norway 3.6 million | Australia for UNHCR 3.4 million | UNO-Flüchtlingshilfe 2.6 million

## ■ UNEARMARKED CONTRIBUTIONS <sup>5</sup> | USD

Sweden 79.8 million | Norway 61.6 million | Netherlands (Kingdom of the) 41 million | Denmark 37.8 million | Germany 27.8 million |

España con ACNUR 24.2 million | Switzerland 22.1 million | Ireland 14.5 million | Japan for UNHCR 14.2 million |

Private donors in the Republic of Korea 12.7 million | Belgium 10.7 million

Algeria | Armenia | Australia | Canada | Estonia | Finland | Iceland | Kuwait | Lithuania | Luxembourg | Malta | Monaco | Montenegro | New Zealand | Peru | Portugal com ACNUR | Qatar | Republic of Korea | Serbia | Singapore | South Africa | Sweden for UNHCR | Switzerland for UNHCR | Thailand | UK for UNHCR | USA for UNHCR | Private donors

### Notes:

1. The financial requirements for Europe are for the operations in Armenia, Belgium MCO, Bulgaria, France, Georgia, Germany, Greece, Hungary MCO, Italy MCO, Other Operations in Europe, Poland MCO, Regional Bureau for Europe, Republic of Moldova, Romania, Russian Federation MCO, Spain, Sweden MCO, Türkiye, Ukraine and United Kingdom.


2. The percentage funded (48%) and total funding amount (\$453,509,997) are indicative based on the methodology described above. This leaves an indicative funding gap of \$488,782,724 representing 52% of the financial requirements.

3. Contributions to Europe are shown by the earmarking modality as defined in the Grand Bargain.

4. Due to their earmarking to a related situation or theme, the other softly earmarked contributions listed are those which can potentially be used in Europe. Where a donor has contributed \$2 million or more, the total amount of the contributions is shown.

5. Contributed without restrictions on its use, unearmarked funding allows UNHCR critical flexibility in how best to reach refugees and other populations of concern who are in the greatest need and at the greatest risk. Where a donor has contributed \$10 million or more, the total amount of the contribution is shown.

For more information: <http://reporting.unhcr.org>

 Follow us on @UNHCRgov