

Donor profiles

This chapter gives an overview of UNHCR's major donors. The chapter is divided between: 1) governmental donors and the European Commission; 2) intergovernmental donors; 3) United Nations donors; 4) and private sector fund-raising programmes and national associations. All governmental, intergovernmental and UN donors that contributed USD 100,000 or more are included. UNHCR's national associations and private sector fund-raising programmes are included at the end of the chapter. The donor profiles for private sector fund-raising programmes and national associations include a list of donors that contributed USD 10,000 or more.

The profiles for government donors include rankings based on the total contribution, unrestricted contribution

and contribution in relation to the country's population and GDP. The rankings include only government donors and the European Commission. The profiles for governmental, intergovernmental and UN donors also show the level of earmarking in 2007. Definitions for the different earmarking levels are described in the glossary. The donor profiles for private sector fund-raising programmes and national associations include a breakdown by funding source.

Only contributions that have been recorded against UNHCR's 2007 budgets are included. Contributions that were received in 2007, but recorded for activities in another year will be shown in the Global Report of that year.

Governmental donors

Main governmental donors - Total contributions	
Donor	USD
United States	367,115,973
Japan	89,703,788
Sweden	85,166,468
European Commission	84,649,337
Netherlands	74,170,363
Denmark	57,945,675
United Kingdom	56,212,879
Norway	55,254,959
Canada	35,662,770
Spain	33,549,906
Germany	33,285,877
Ireland	27,564,260
Finland	24,361,441
Switzerland	21,288,138
France	21,139,854
Italy	19,074,876
Australia	16,689,110
Belgium	11,952,212
Luxembourg	11,579,620
United Arab Emirates	10,053,263

Main governmental donors - Unrestricted contributions	
Donor	USD
Netherlands	53,815,789
United Kingdom	38,539,554
Norway	27,113,238
Denmark	22,927,690
Ireland	17,000,000
France	14,310,357
Spain	13,844,086
Canada	12,068,966
Finland	9,562,842
Switzerland	9,016,393
Japan	7,132,448
Australia	5,826,772
Germany	5,639,018
Italy	2,735,978
New Zealand	2,484,000
Republic of Korea	2,000,000
Portugal	1,774,926
Luxembourg	1,710,526
Belgium	1,220,405
Greece	1,120,938

Main donors: Contributions per capita (USD)



Note: Only donors that contributed USD 100,000 or more are included.
Source for population statistics: National Accounts Main Aggregates Database 2006 - United Nations Statistics Division

Main donors: Contributions per GDP



Note: Only donors that contributed USD 100,000 or more are included.
Source for GDP data: National Accounts Main Aggregates Database 2006 - United Nations Statistics Division



Angola

Total contribution in USD:

317,175 (rank: 36)

Total contribution in currency:

25,374,022 (AOA)

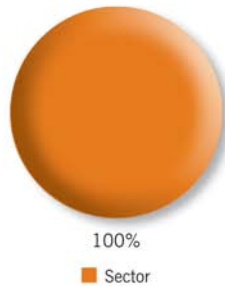
Unrestricted contribution (USD):

-

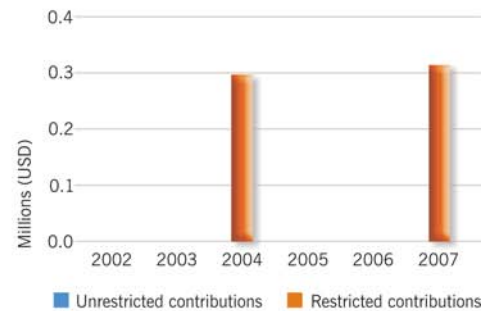
Donor ranking per GDP: 32

Donor ranking per capita: 36

Level of earmarking in 2007



Contributions to UNHCR 2002 - 2007



Australia

Total contribution in USD:

16,689,110 (rank: 17)

Total contribution in currency:

20,670,267 (AUD); 426,552 (USD)

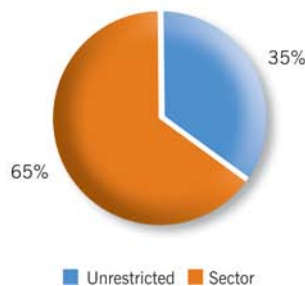
Unrestricted contribution (USD):

5,826,772 (rank: 12)

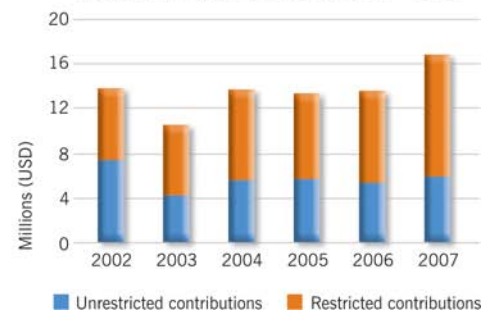
Donor ranking per GDP: 20

Donor ranking per capita: 18

Level of earmarking in 2007



Contributions to UNHCR 2002 - 2007





Austria

Total contribution in USD:

2,550,031 (rank: 24)

Total contribution in currency:

1,756,927 (EUR); 122,552 (USD)

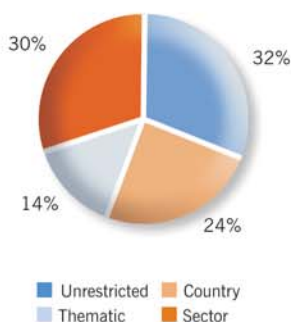
Unrestricted contribution (USD):

793,718 (rank: 22)

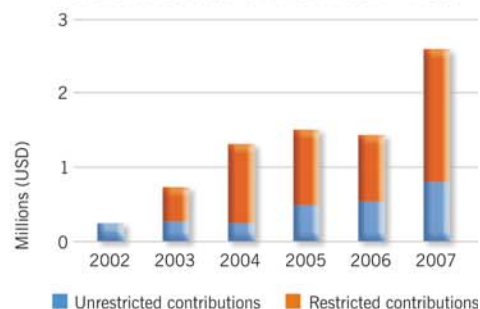
Donor ranking per GDP: 28

Donor ranking per capita: 24

Level of earmarking in 2007



Contributions to UNHCR 2002 - 2007



Belgium

Total contribution in USD:

11,952,212 ¹(rank: 18)

Total contribution in currency:

8,494,600 (EUR); 350,846 (USD)

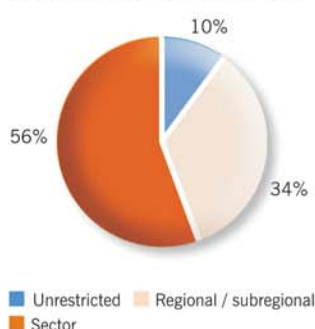
Unrestricted contribution (USD):

1,220,405 (rank: 19)

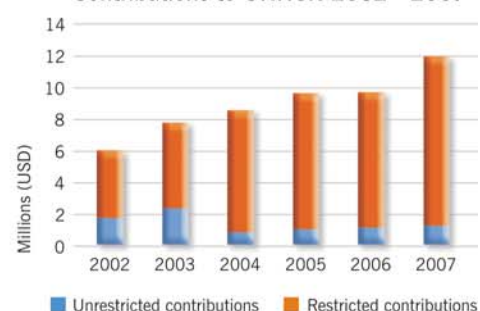
Donor ranking per GDP: 14

Donor ranking per capita: 15

Level of earmarking in 2007



Contributions to UNHCR 2002 - 2007



¹ Includes USD 341,159 from the Regional Government of Flanders.



Canada

Total contribution in USD:

35,662,770 (rank: 9)

Total contribution in currency:

40,699,136 (CAD)

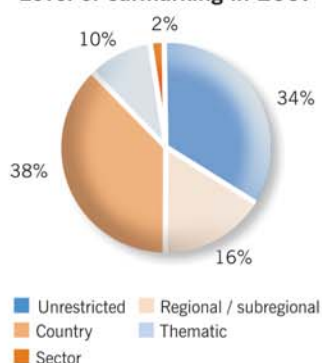
Unrestricted contribution (USD):

12,068,966 (rank: 8)

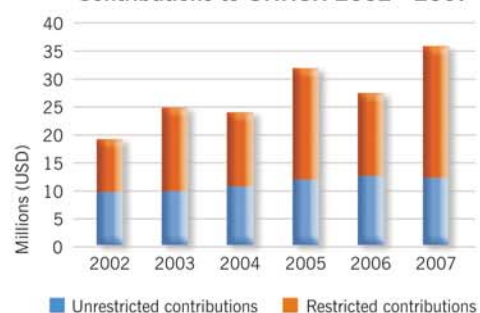
Donor ranking per GDP: 15

Donor ranking per capita: 16

Level of earmarking in 2007



Contributions to UNHCR 2002 - 2007



China

Total contribution in USD:

250,000 (rank: 39)

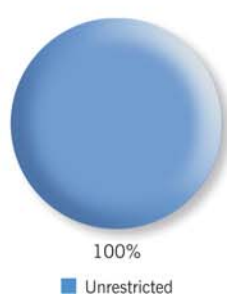
Unrestricted contribution (USD):

250,000 (rank: 23)

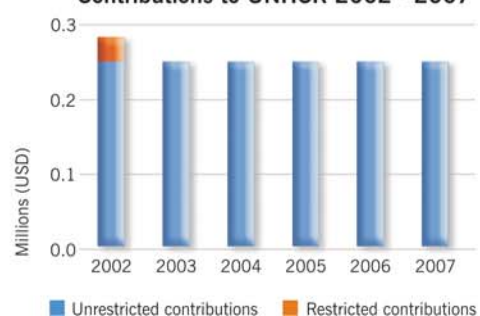
Donor ranking per GDP: 44

Donor ranking per capita: 44

Level of earmarking in 2007



Contributions to UNHCR 2002 - 2007





Colombia

Total contribution in USD:

525,000 (rank: 31)

Unrestricted contribution (USD):

25,000 (rank: 42)

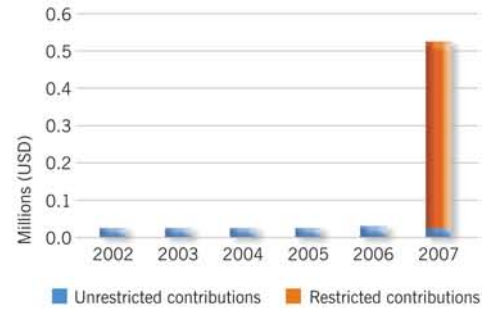
Donor ranking per GDP: 34

Donor ranking per capita: 39

Level of earmarking in 2007



Contributions to UNHCR 2002 - 2007



Cyprus

Total contribution in USD:

129,069 (rank: 43)

Total contribution in currency:

83,400 (CHF); 24,418 (CYP)

Unrestricted contribution (USD):

118,866 (rank: 28)

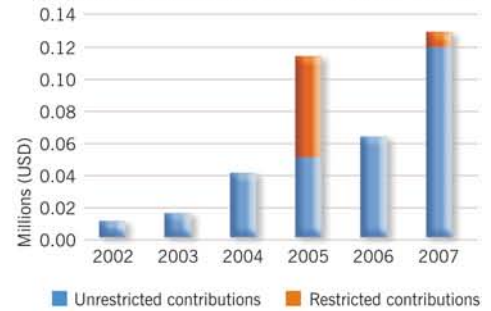
Donor ranking per GDP: 30

Donor ranking per capita: 26

Level of earmarking in 2007



Contributions to UNHCR 2002 - 2007



Czech Republic

Total contribution in USD:

396,895 (rank: 33)

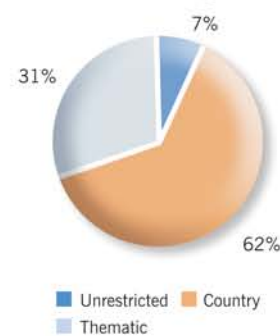
Unrestricted contribution (USD):

29,156 (rank: 41)

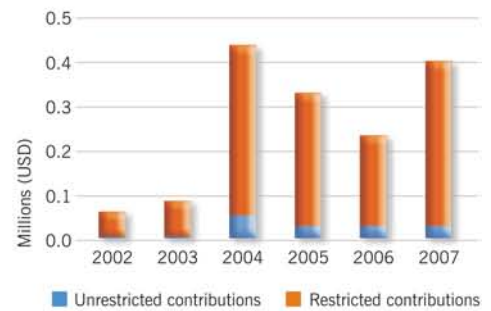
Donor ranking per GDP: 35

Donor ranking per capita: 34

Level of earmarking in 2007



Contributions to UNHCR 2002 - 2007



Denmark

Total contribution in USD:

57,945,675 (rank: 6)

Total contribution in currency:

301,611,000 (DKK); 510,195 (EUR);

3,029,311 (USD)

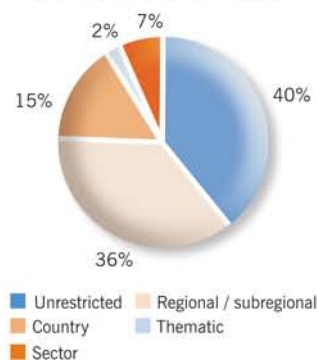
Unrestricted contribution (USD):

22,927,690 (rank: 4)

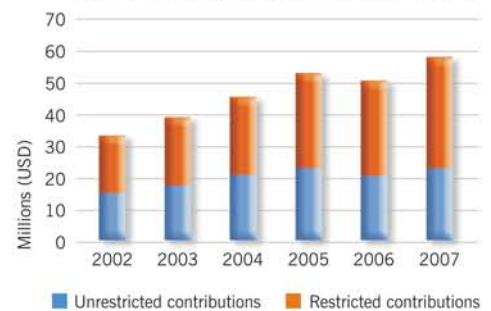
Donor ranking per GDP: 3

Donor ranking per capita: 3

Level of earmarking in 2007



Contributions to UNHCR 2002 - 2007





Estonia

Total contribution in USD:

158,892 (rank: 41)

Total contribution in currency:

115,042 (EUR)

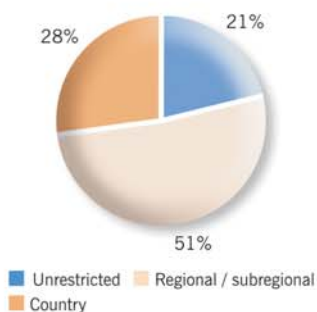
Unrestricted contribution (USD):

33,682 (rank: 38)

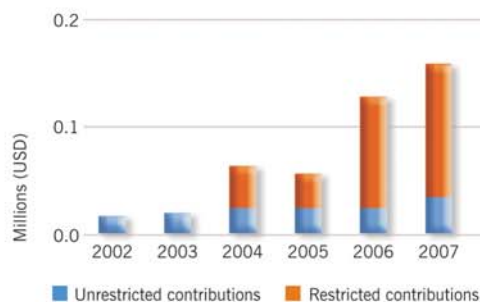
Donor ranking per GDP: 24

Donor ranking per capita: 29

Level of earmarking in 2007



Contributions to UNHCR 2002 - 2007



European Commission

Total contribution in USD:

84,649,337 (rank: 4)

Total contribution in currency:

63,147,443 (EUR)


Unrestricted contribution (USD):

-

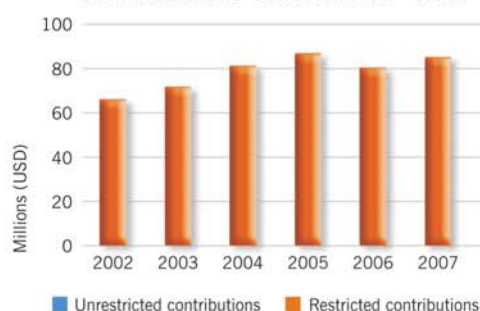
Donor ranking per GDP: -

Donor ranking per capita: -

Level of earmarking in 2007



Contributions to UNHCR 2002 - 2007



Finland

Total contribution in USD:

24,361,441 (rank: 13)

Total contribution in currency:

16,810,000 (EUR); 602,052 (USD)

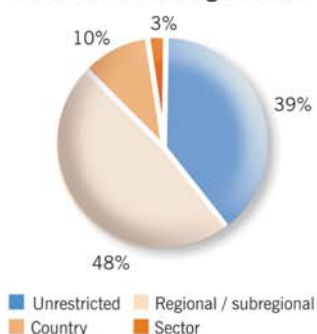
Unrestricted contribution (USD):

9,562,842 (rank: 9)

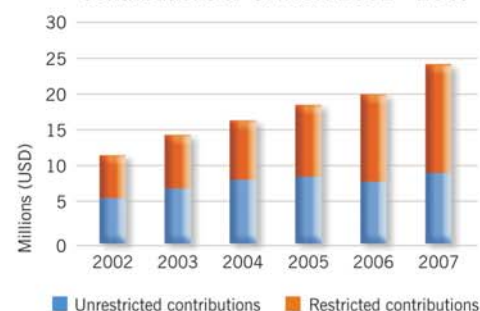
Donor ranking per GDP: 6

Donor ranking per capita: 7

Level of earmarking in 2007



Contributions to UNHCR 2002 - 2007



France

Total contribution in USD:

21,139,854 (rank: 15)

Total contribution in currency:

15,565,000 (EUR); 907,909 (USD)

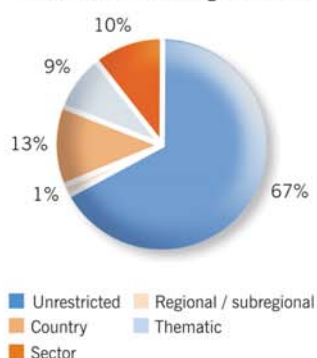
Unrestricted contribution (USD):

14,310,357 (rank: 6)

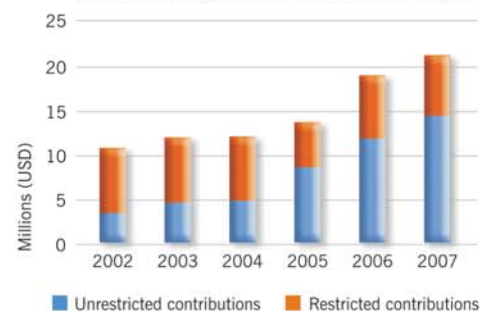
Donor ranking per GDP: 25

Donor ranking per capita: 22

Level of earmarking in 2007



Contributions to UNHCR 2002 - 2007





Germany

Total contribution in USD:
33,285,877 (rank: 11)

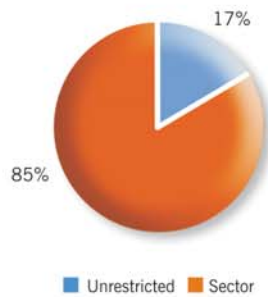
Total contribution in currency:
20,643,236 (EUR); 3,213,811 (USD);
614,760,960 (BIF); 73,736,240 (KES);
53,470,000 (RWF); 113,131,400 (TZS);
526,829,239 (UGX)

Unrestricted contribution (USD):
5,639,018 (rank: 13)

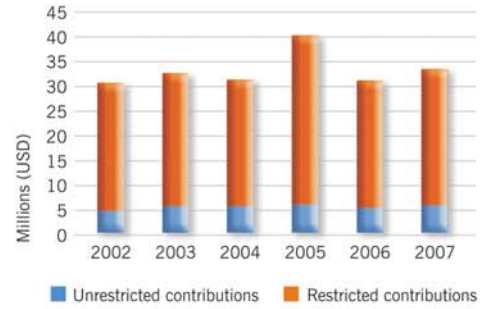
Donor ranking per GDP: 22

Donor ranking per capita: 21

Level of earmarking in 2007



Contributions to UNHCR 2002 - 2007



Greece

Total contribution in USD:
1,750,381 (rank: 28)

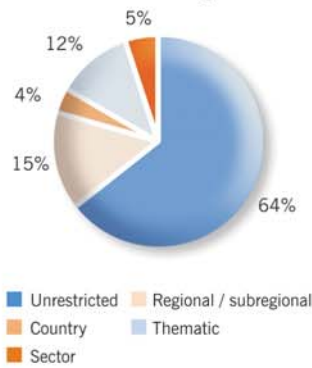
Total contribution in currency:
1,313,500 (EUR)

Unrestricted contribution (USD):
1,120,938 (rank: 20)

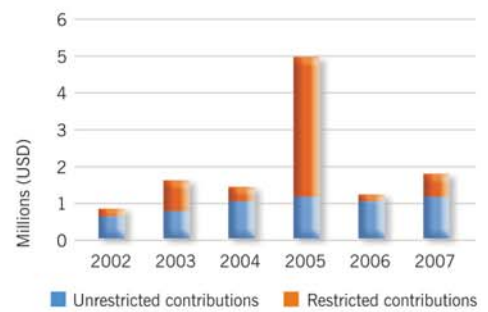
Donor ranking per GDP: 33

Donor ranking per capita: 28

Level of earmarking in 2007



Contributions to UNHCR 2002 - 2007



Holy See

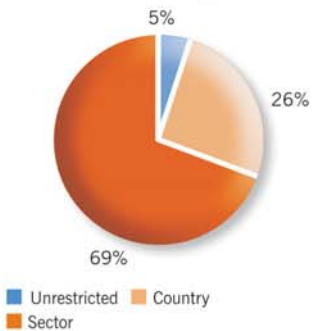
Total contribution in USD:
200,000 (rank: 40)

Unrestricted contribution (USD):
10,000 (rank: 49)

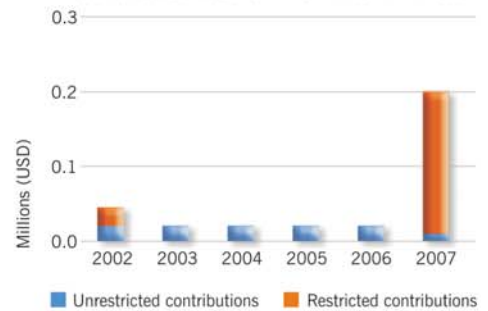
Donor ranking per GDP: -

Donor ranking per capita: -

Level of earmarking in 2007



Contributions to UNHCR 2002 - 2007



Hungary

Total contribution in USD:
814,635 (rank: 29)

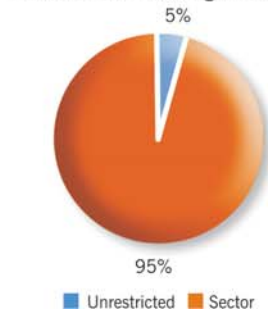
Total contribution in currency:
347,700 (EUR); 348,145 (USD)

Unrestricted contribution (USD):
39,474 (rank: 37)

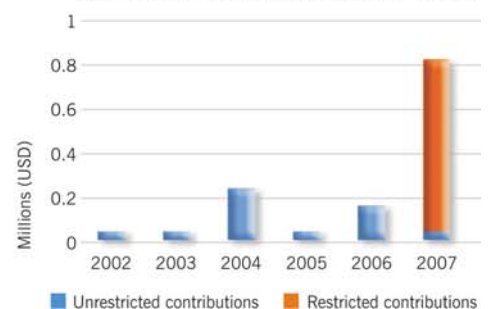
Donor ranking per GDP: 29

Donor ranking per capita: 30

Level of earmarking in 2007



Contributions to UNHCR 2002 - 2007





Iceland

Total contribution in USD:

378,616 (rank: 34)

Total contribution in currency:

5,000,000 (ISK); 300,000 (USD)

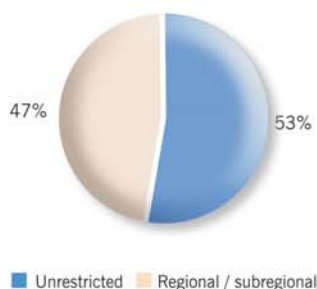
Unrestricted contribution (USD):

200,000 (rank: 25)

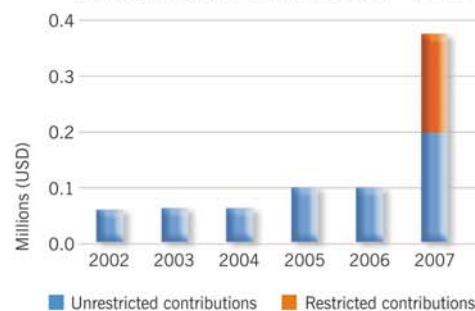
Donor ranking per GDP: 18

Donor ranking per capita: 12

Level of earmarking in 2007



Contributions to UNHCR 2002 - 2007



Ireland

Total contribution in USD:

27,564,260 (rank: 12)

Total contribution in currency:

20,442,874 (EUR); 137,496 (USD)

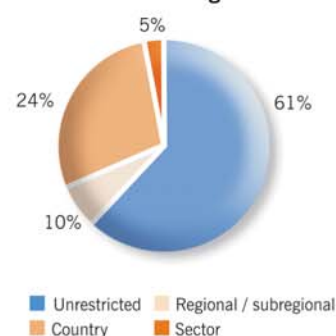
Unrestricted contribution (USD):

17,000,000 (rank: 5)

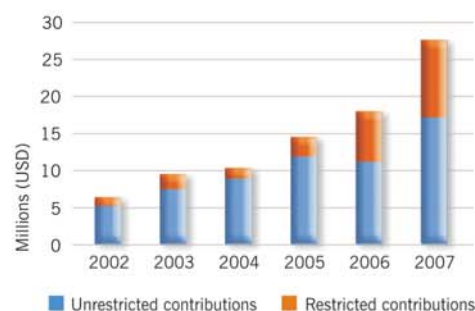
Donor ranking per GDP: 5

Donor ranking per capita: 6

Level of earmarking in 2007



Contributions to UNHCR 2002 - 2007



Italy

Total contribution in USD:

19,074,876 ¹ (rank: 16)

Total contribution in currency:

13,907,485 (EUR)

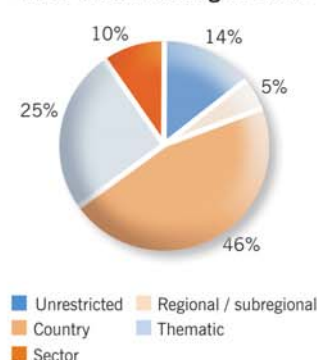
Unrestricted contribution (USD):

2,735,978 (rank: 14)

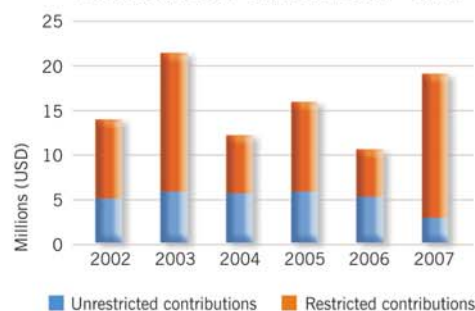
Donor ranking per GDP: 23

Donor ranking per capita: 23

Level of earmarking in 2007



Contributions to UNHCR 2002 - 2007



¹ Includes USD 186,966 from Regione Veneto and USD 25,628 from the Municipality of Rome.



Japan

Total contribution in USD:

89,703,788 ¹ (rank: 2)

Total contribution in currency:

2,009,356,146 (JPY);

71,888,570 (USD)

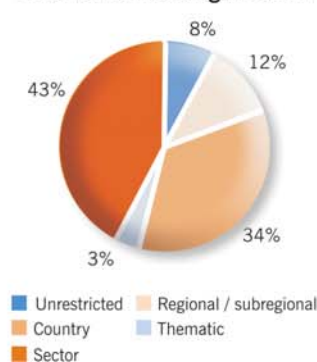
Unrestricted contribution (USD):

7,132,448 (rank: 11)

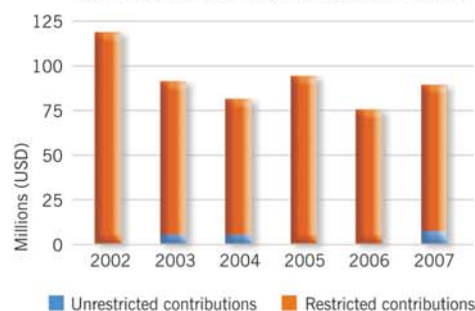
Donor ranking per GDP: 21

Donor ranking per capita: 20

Level of earmarking in 2007



Contributions to UNHCR 2002 - 2007



¹ Includes USD 132,955 from the Japanese International Cooperation Agency (JICA).



Kuwait

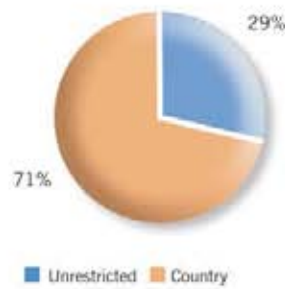
Total contribution in USD:
700,000 (rank: 30)

Unrestricted contribution (USD):
200,000 (rank: 25)

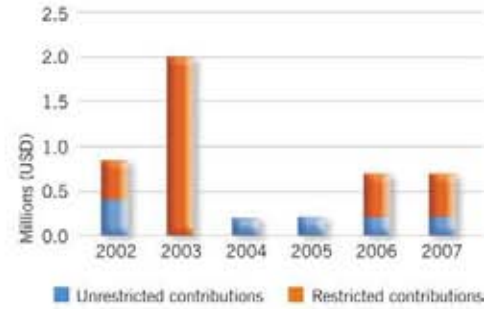
Donor ranking per GDP: 31

Donor ranking per capita: 25

Level of earmarking in 2007



Contributions to UNHCR 2002 - 2007



Liechtenstein

Total contribution in USD:
348,776 (rank: 35)

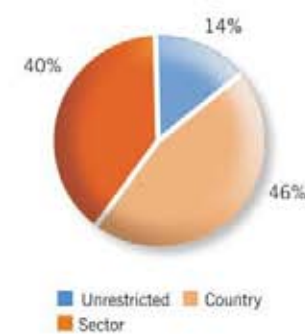
Total contribution in currency:
250,000 (CHF); 138,882 (USD)

Unrestricted contribution (USD):
49,180 (rank: 36)

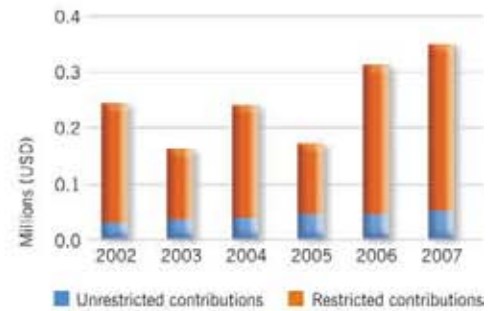
Donor ranking per GDP: 9

Donor ranking per capita: 4

Level of earmarking in 2007



Contributions to UNHCR 2002 - 2007



Luxembourg

Total contribution in USD:
11,579,620 (rank: 19)

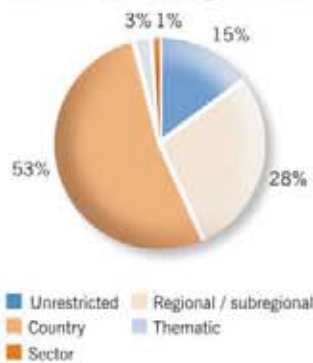
Total contribution in currency:
8,300,000 (EUR); 120,754 (USD)

Unrestricted contribution (USD):
1,710,526 (rank: 18)

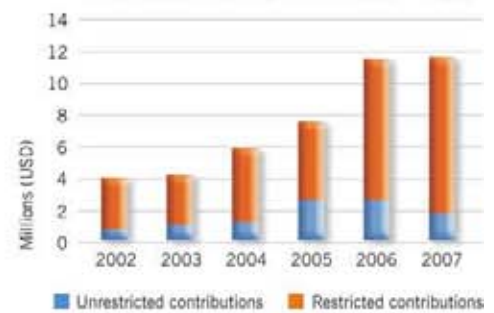
Donor ranking per GDP: 1

Donor ranking per capita: 1

Level of earmarking in 2007



Contributions to UNHCR 2002 - 2007



Mexico

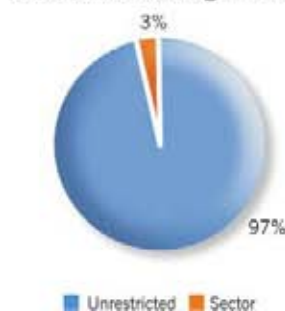
Total contribution in USD:
103,479 (rank: 45)

Unrestricted contribution (USD):
100,000 (rank: 29)

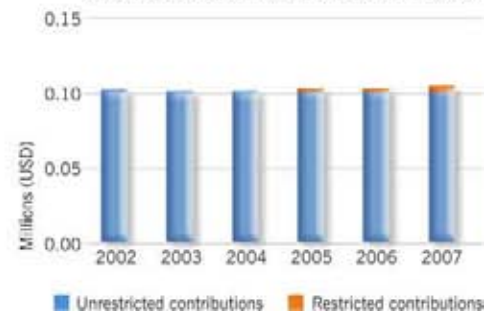
Donor ranking per GDP: 43

Donor ranking per capita: 43

Level of earmarking in 2007



Contributions to UNHCR 2002 - 2007





Monaco

Total contribution in USD:

116,225 (rank: 44)

Total contribution in currency:

50,000 (EUR); 50,000 (USD)

Unrestricted contribution (USD):

-

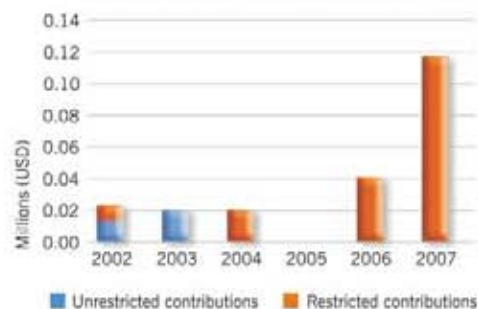
Donor ranking per GDP: 8

Donor ranking per capita: 9

Level of earmarking in 2007



Contributions to UNHCR 2002 - 2007



Netherlands

Total contribution in USD:

74,170,363 (rank: 5)

Total contribution in currency:

42,763,400 (EUR); 17,824,333 (USD)

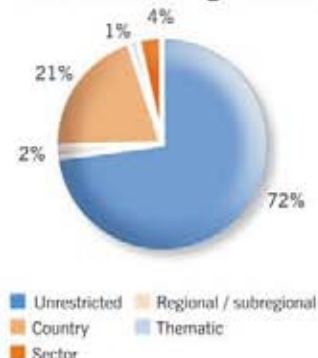
Unrestricted contribution (USD):

53,815,789 (rank: 1)

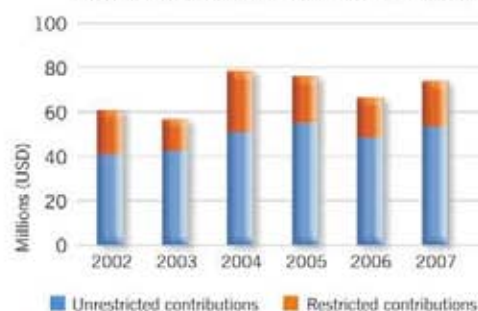
Donor ranking per GDP: 7

Donor ranking per capita: 8

Level of earmarking in 2007



Contributions to UNHCR 2002 - 2007



New Zealand

Total contribution in USD:

5,247,958 (rank: 22)

Total contribution in currency:

4,113,675 (USD); 897,700 (CHF); 386,200 (NZD)

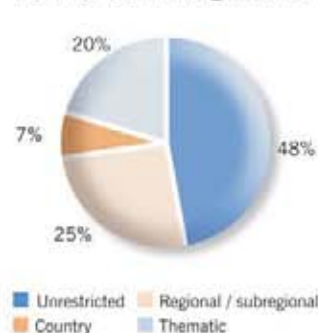
Unrestricted contribution (USD):

2,484,000 (rank: 15)

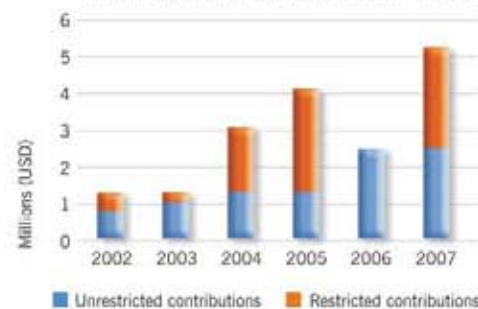
Donor ranking per GDP: 12

Donor ranking per capita: 13

Level of earmarking in 2007



Contributions to UNHCR 2002 - 2007



Norway

Total contribution in USD:

55,254,959 (rank: 8)

Total contribution in currency:

325,170,921 (NOK); 994,805 (USD)

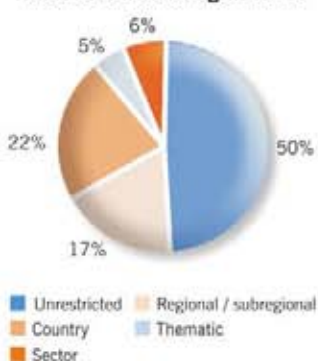
Unrestricted contribution (USD):

27,113,238 (rank: 3)

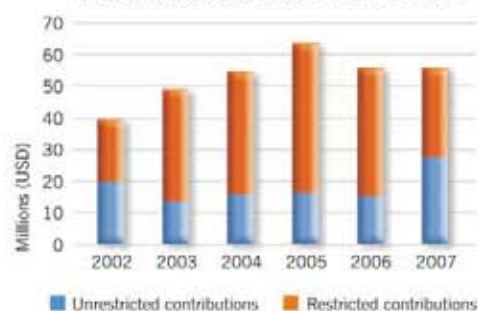
Donor ranking per GDP: 4

Donor ranking per capita: 2

Level of earmarking in 2007



Contributions to UNHCR 2002 - 2007





Oman

Total contribution in USD:

100,000 (rank: 46)

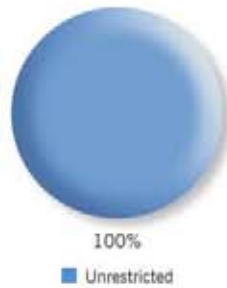
Unrestricted contribution (USD):

100,000 (rank: 29)

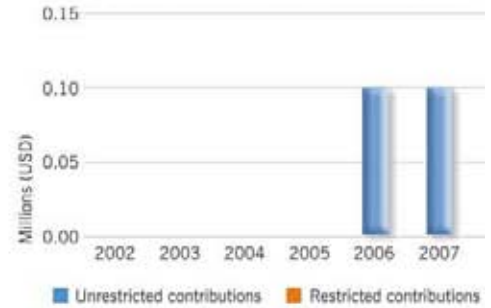
Donor ranking per GDP: 36

Donor ranking per capita: 33

Level of earmarking in 2007



Contributions to UNHCR 2002 - 2007



Pakistan

Total contribution in USD:

6,028,856 (rank: 21)

Total contribution in currency:

363,400,000 (PKR)

Unrestricted contribution (USD):

-

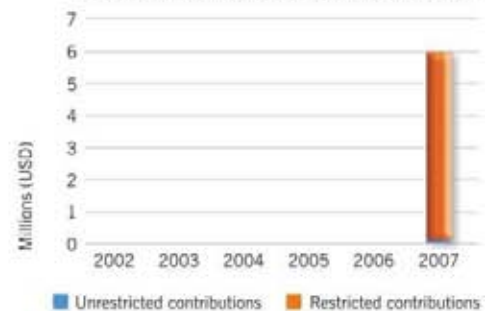
Donor ranking per GDP: 13

Donor ranking per capita: 35

Level of earmarking in 2007



Contributions to UNHCR 2002 - 2007



Poland

Total contribution in USD:

300,480 (rank: 37)

Total contribution in currency:

240,576 (CHF); 100,000 (USD)

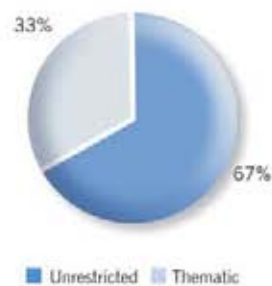
Unrestricted contribution (USD):

200,480 (rank: 24)

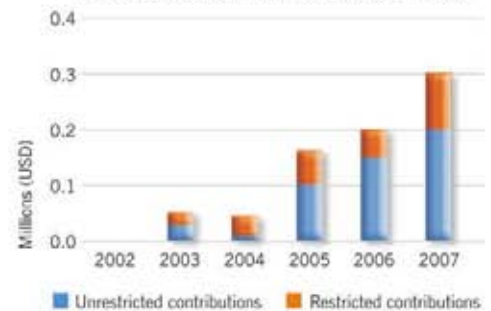
Donor ranking per GDP: 42

Donor ranking per capita: 40

Level of earmarking in 2007



Contributions to UNHCR 2002 - 2007



Portugal

Total contribution in USD:

1,774,926 (rank: 27)

Total contribution in currency:

1,000,000 (EUR); 300,000 (USD)

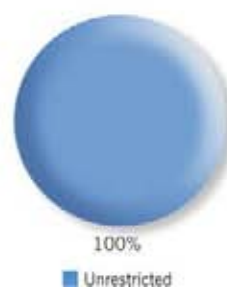
Unrestricted contribution (USD):

1,774,926 (rank: 17)

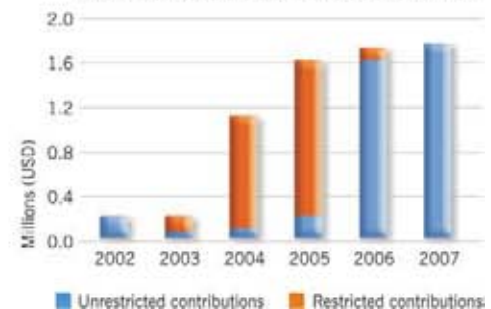
Donor ranking per GDP: 26

Donor ranking per capita: 27

Level of earmarking in 2007



Contributions to UNHCR 2002 - 2007





Republic of Korea

Total contribution in USD:

2,198,037 (rank: 25)

Total contribution in currency:

2,195,803 (USD); 2,068,640 (KRW)

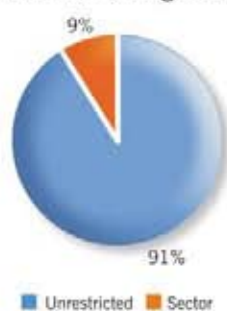
Unrestricted contribution (USD):

2,000,000 (rank: 16)

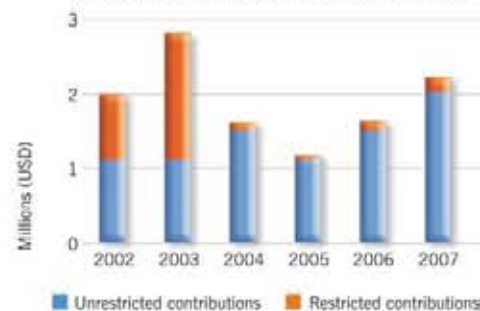
Donor ranking per GDP: 37

Donor ranking per capita: 31

Level of earmarking in 2007



Contributions to UNHCR 2002 - 2007



Romania

Total contribution in USD:

154,493 (rank: 42)

Total contribution in currency:

100,000 (EUR); 7,000 (USD)

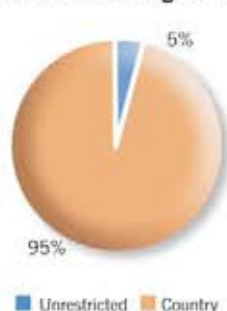
Unrestricted contribution (USD):

7,000 (rank: 52)

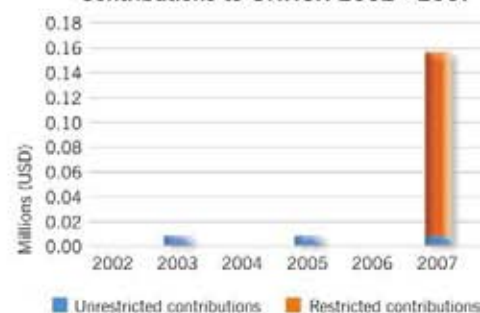
Donor ranking per GDP: 39

Donor ranking per capita: 41

Level of earmarking in 2007



Contributions to UNHCR 2002 - 2007



Russian Federation

Total contribution in USD:

2,000,000 (rank: 26)

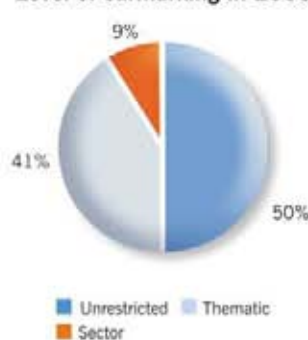
Unrestricted contribution (USD):

1,000,000 (rank: 21)

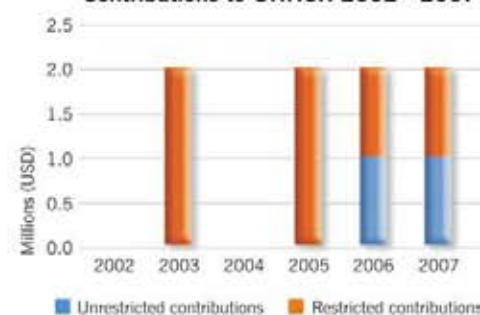
Donor ranking per GDP: 38

Donor ranking per capita: 38

Level of earmarking in 2006



Contributions to UNHCR 2002 - 2007



Saudi Arabia

Total contribution in USD:

414,049 (rank: 32)

Total contribution in currency:

1,177,683 (SAR); 100,000 (USD)

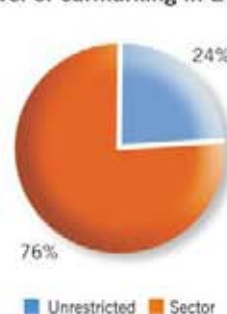
Unrestricted contribution (USD):

100,000 (rank: 29)

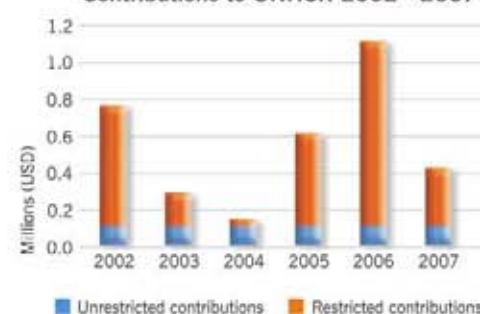
Donor ranking per GDP: 40

Donor ranking per capita: 37

Level of earmarking in 2007



Contributions to UNHCR 2002 - 2007





South Africa

Total contribution in USD:

268,033 (rank: 38)

Total contribution in currency:

327,000 (CHF)

Unrestricted contribution (USD):

-

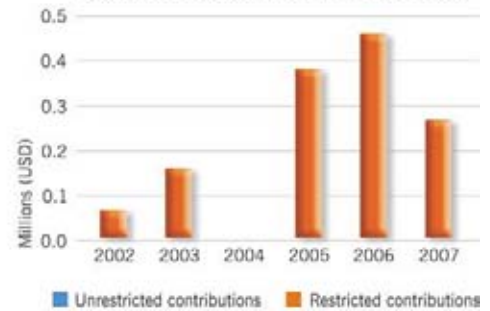
Donor ranking per GDP: 41

Donor ranking per capita: 42

Level of earmarking in 2007



Contributions to UNHCR 2002 - 2007



Spain

Total contribution in USD:

33,549,906 ¹ (rank: 10)

Total contribution in currency:

24,299,055 (EUR)

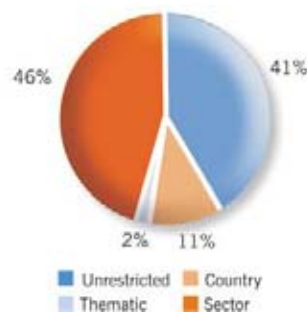
Unrestricted contribution (USD):

13,844,086 (rank: 7)

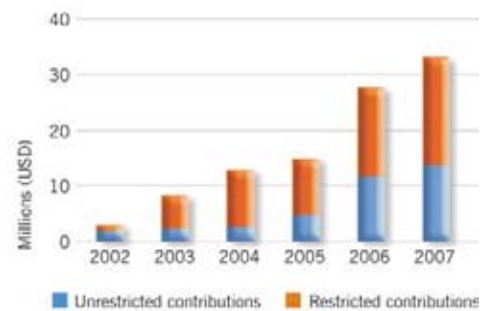
Donor ranking per GDP: 17

Donor ranking per capita: 19

Level of earmarking in 2007



Contributions to UNHCR 2002 - 2007



Contributions from regional and local public sources

Autonomous Community of Catalonia	958,702
Autonomous Community of Valencia	864,553
Autonomous Community of Andalusia	784,813
Autonomous Community of the Basque Country	648,415
Autonomous Community of Castilla-La Mancha	523,590
Autonomous Community of Navarra	510,638
Diputación Foral of Bizkaia	487,376
Autonomous Community of Asturias	414,324
Diputación Foral of Guipuzkoa	292,015
City Council of Zaragoza	134,409
City Council of Bilbao	157,827
Other public sources	885,328

¹ Contributions from Spain are divided between the Central Government (USD 26,887,917) and decentralized public sources (USD 6,661,989). The latter are channelled through España con ACNUR.



Sweden

Total contribution in USD:

85,166,468 (rank: 3)

Total contribution in currency:

573,439,610 (SEK); 1,455,253 (USD)

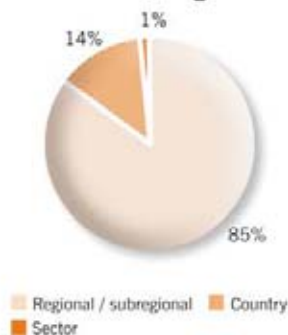
Unrestricted contribution (USD):

-

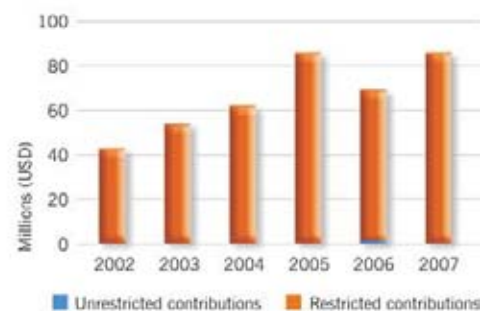
Donor ranking per GDP: 2

Donor ranking per capita: 5

Level of earmarking in 2007



Contributions to UNHCR 2002 - 2007





Switzerland

Total contribution in USD:

21,288,138 (rank: 14)

Total contribution in currency:

23,470,331 (CHF); 1,918,894 (USD)

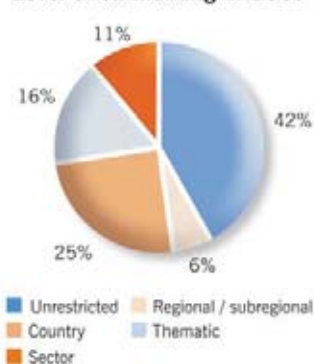
Unrestricted contribution (USD):

9,016,393 (rank: 10)

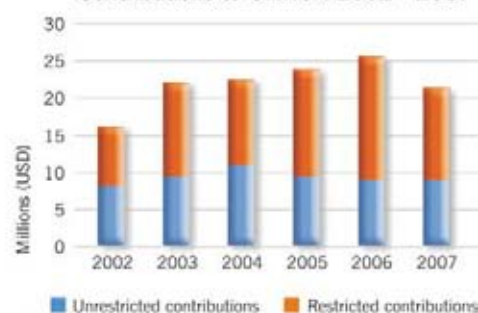
Donor ranking per GDP: 10

Donor ranking per capita: 10

Level of earmarking in 2007



Contributions to UNHCR 2002 - 2007



Turkey

Total contribution in USD:

3,200,000 (rank: 23)

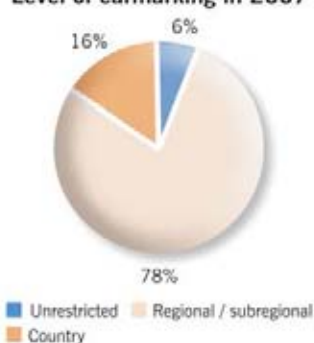
Unrestricted contribution (USD):

200,000 (rank: 25)

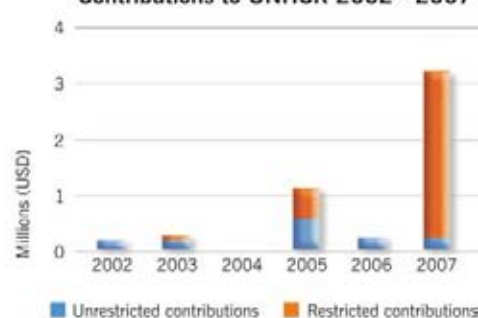
Donor ranking per GDP: 27

Donor ranking per capita: 32

Level of earmarking in 2007



Contributions to UNHCR 2002 - 2007



United Arab Emirates

Total contribution in USD:

10,053,263 (rank: 20)

Total contribution in currency:

10,000,000 (USD); 63,916 (CHF)

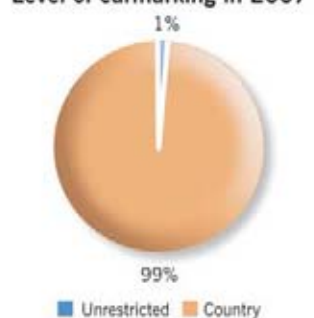
Unrestricted contribution (USD):

53,263 (rank: 35)

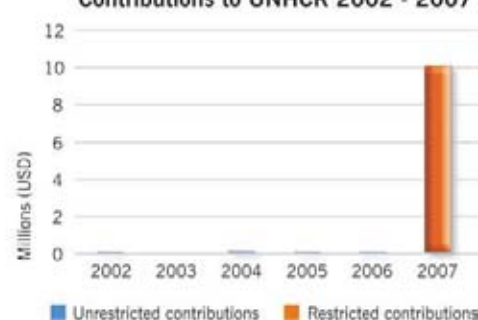
Donor ranking per GDP: 11

Donor ranking per capita: 11

Level of earmarking in 2007



Contributions to UNHCR 2002 - 2007



United Kingdom

Total contribution in USD:

56,212,879 (rank: 7)

Total contribution in currency:

27,682,579 (GBP); 80,406 (EUR);

163,363 (USD); 52,776,960 (COP)

Unrestricted contribution (USD):

38,539,554 (rank: 2)

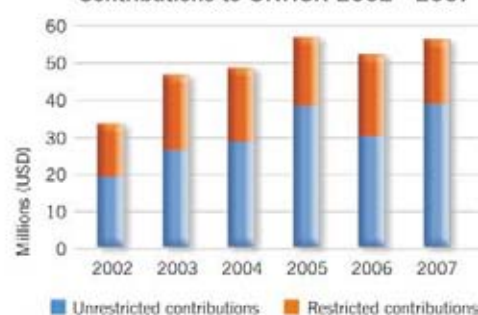
Donor ranking per GDP: 19

Donor ranking per capita: 17

Level of earmarking in 2007



Contributions to UNHCR 2002 - 2007





United States of America

Total contribution in USD:

367,115,973 (rank: 1)

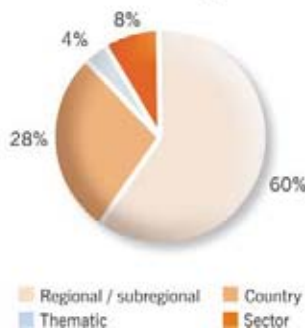
Unrestricted contribution (USD):

-

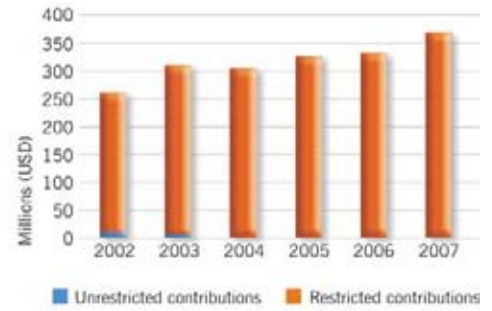
Donor ranking per GDP: 16

Donor ranking per capita: 14

Level of earmarking in 2007



Contributions to UNHCR 2002 - 2007



Intergovernmental donors

Great Lakes Initiative on HIV / AIDS

Total contribution in USD:

1,209,656

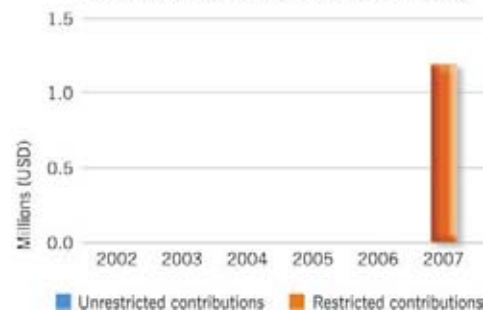
Unrestricted contribution (USD):

-

Level of earmarking in 2007



Contributions to UNHCR 2002 - 2007



OPEC Fund for International Development

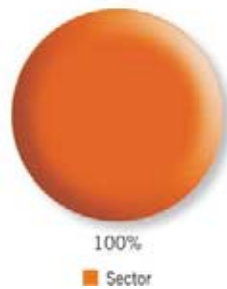
Total contribution in USD:

1,193,441

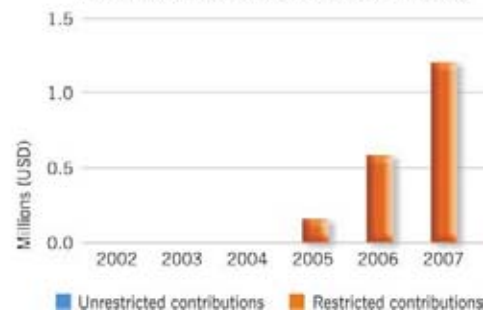
Unrestricted contribution (USD):

-

Level of earmarking in 2007



Contributions to UNHCR 2002 - 2007



Programme National Multisectoriel de Lutte contre le SIDA

Total contribution in USD:

481,500

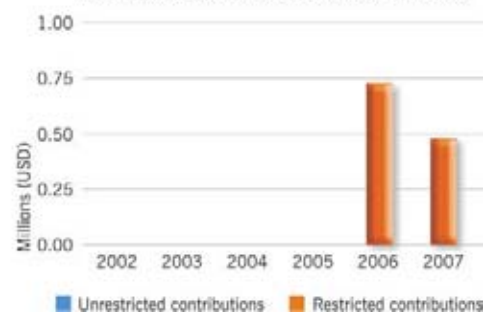
Unrestricted contribution (USD):

-

Level of earmarking in 2007



Contributions to UNHCR 2002 - 2007



United Nations donors

Central Emergency Response Fund (CERF)

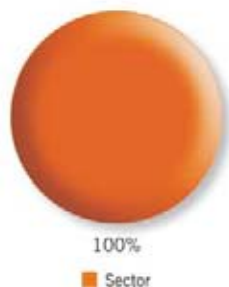
Total contribution in USD:

43,258,217

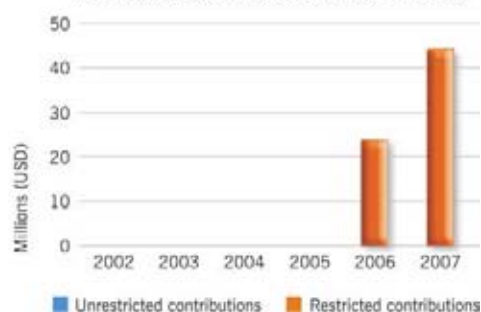
Unrestricted contribution (USD):

-

Level of earmarking in 2007



Contributions to UNHCR 2002 - 2007



Common Humanitarian Fund for Sudan

Total contribution in USD:

10,092,063

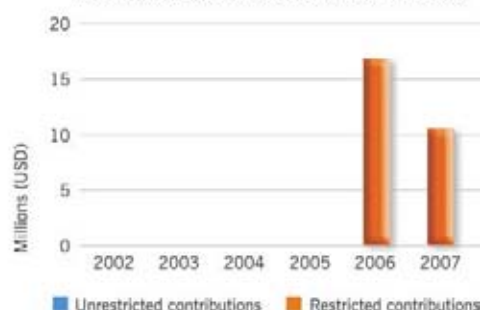
Unrestricted contribution (USD):

-

Level of earmarking in 2007



Contributions to UNHCR 2002 - 2007



DRC Pooled Fund

Total contribution in USD:

3,072,868

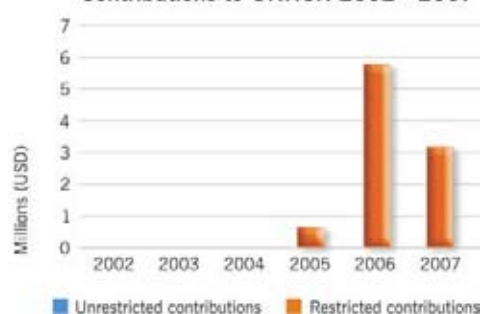
Unrestricted contribution (USD):

-

Level of earmarking in 2007



Contributions to UNHCR 2002 - 2007



United Nations Development Group (UNDG) Iraq Trust Fund

Total contribution in USD:

3,334,491

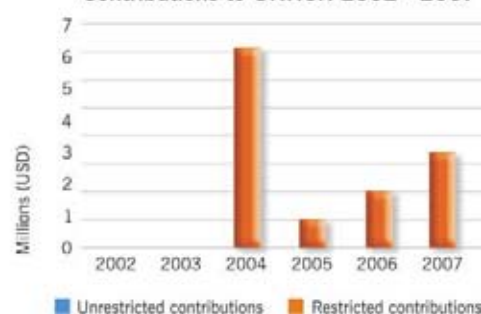
Unrestricted contribution (USD):

-

Level of earmarking in 2007



Contributions to UNHCR 2002 - 2007



United Nations Peacebuilding Fund

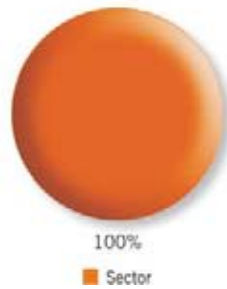
Total contribution in USD:

700,000

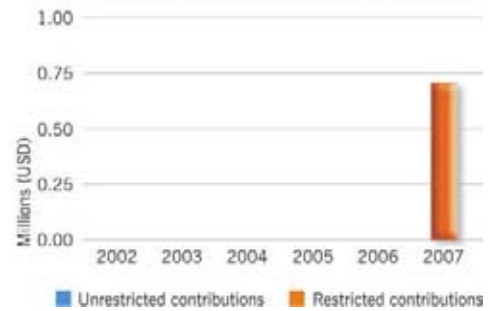
Unrestricted contribution (USD):

-

Level of earmarking in 2007



Contributions to UNHCR 2002 - 2007



United Nations Programme on HIV and AIDS

Total contribution in USD:

2,680,930

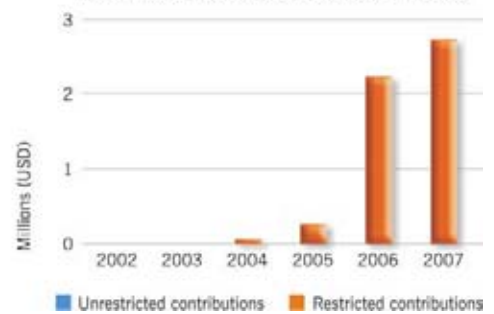
Unrestricted contribution (USD):

-

Level of earmarking in 2007



Contributions to UNHCR 2002 - 2007



United Nations Trust Fund for Human Security

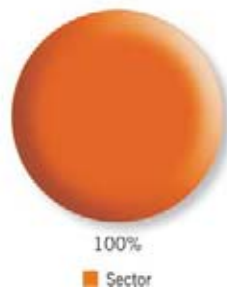
Total contribution in USD:

789,827

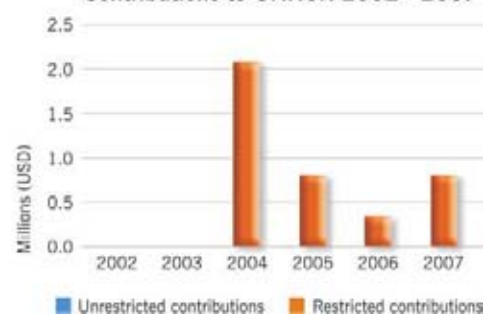
Unrestricted contribution (USD):

-

Level of earmarking in 2007



Contributions to UNHCR 2002 - 2007



Private sector fund-raising programmes and national associations

Association Française de soutien à l'UNHCR

Total contribution in USD:

281,543

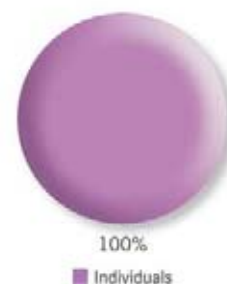
Total contribution in currency:

208,341 (EUR)

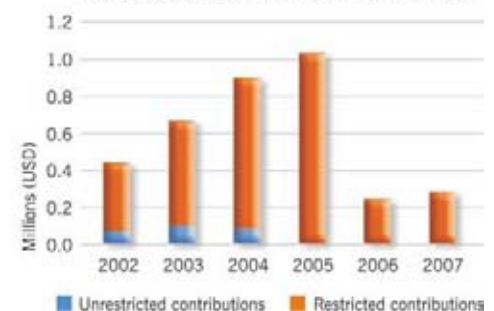
Unrestricted contribution (USD):

-

Funding source in 2007



Contributions to UNHCR 2002 - 2007



Australia for UNHCR

Total contribution in USD:

2,766,975

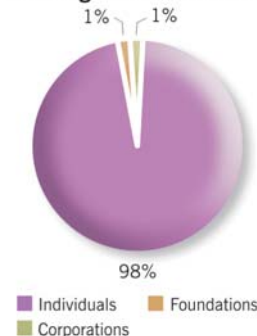
Total contribution in currency:

3,254,386 (AUD)

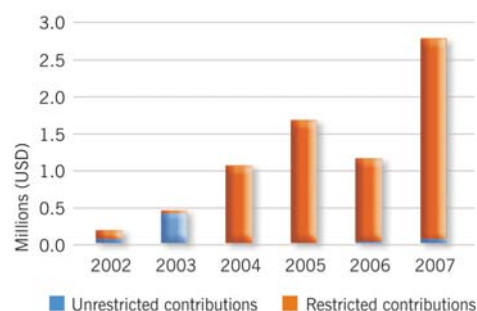
Unrestricted contribution (USD):

59,189

Funding source in 2007



Contributions to UNHCR 2002 - 2007



Major donors

Colonial First State Wealth Management
Pace Foundation
Corrs Chambers Westgarth Lawyers

USD

23,305
16,949
10,317

España con ACNUR

Total contribution in USD:

11,565,275 ¹

Total contribution in currency:

8,240,737 (EUR)

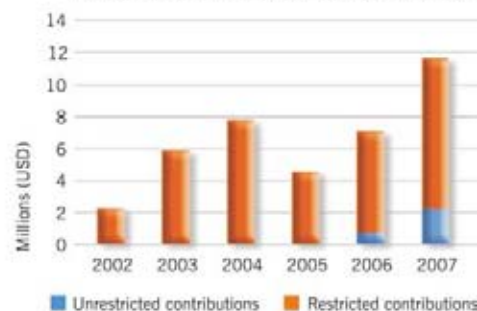
Unrestricted contribution (USD):

2,158,404

Funding source in 2007



Contributions to UNHCR 2002 - 2007



Major private donors

Fundación la Caixa
Caja de Ahorros del Mediterráneo
My Alert (Jesús Vázquez campaign)
Sando Foundation (Jesús Vázquez campaign)
Bancaja
Hugo Boss (Jesús Vázquez campaign)
Gredos San Diego Foundation
Jesús Vázquez (Jesús Vázquez campaign)
Fundación Caja Navarra

USD

992,908
182,197
151,511
70,922
27,248
25,094
20,270
16,621
12,562

¹ Contributions from España con ACNUR are divided between private donors (USD 4,903,286) and public donors (USD 6,661,989). Contributions from public donors are recorded under the Government of Spain. The donor profile for Spain includes a list of major public donors that contributed through España con ACNUR.

Japan Association for UNHCR

Total contribution in USD:

2,368,779

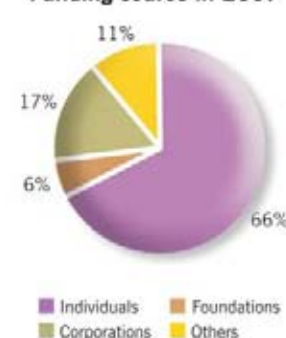
Total contribution in currency:

274,411,870 (JPY)

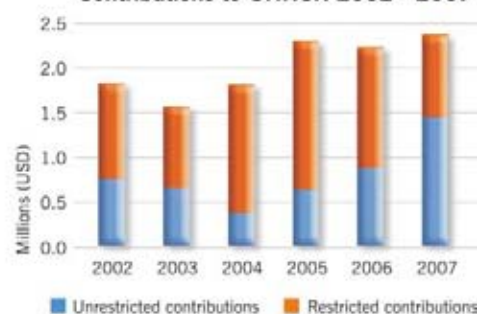
Unrestricted contribution (USD):

1,439,723

Funding source in 2007



Contributions to UNHCR 2002 - 2007



Major donors

	USD
Mitsubishi Diamond Cup Golf 2007	93,974
Rissho Kosei-Kai Donate-A-Meal Fund for Peace	62,306
Jagaimo-no-Kai	59,322
Jodo-Shu Namuchan Aid	43,181
Canon Inc.	36,134
ABC Cooking Studio Co., Ltd.	35,045
Rengo (Japanese Trade Union Confederation)	34,783
Matsushita Electric Works, Ltd.	31,736
KI & Company, Ltd.	34,609
Earth Access Committee	34,440
Credit Saison Co., Ltd.	33,082
People Focus Consulting	26,473
Takami Corporation (Nippon-to-asobo Committee)	25,688
J.S. Foundation	25,641
Hita-Tenryosui Co., Ltd.	24,793
Soroptimist International of Americas, Inc., Japan Higashi Region	24,116
Soroptimist International of Americas, Inc., Japan Nishi Region	21,141
Soroptimist International of Americas, Inc., Japan Kita Region	20,958
Asahi Charity Concert	20,106
Soroptimist International of Americas, Inc., Japan Minami Region	16,529
Mainichi Newspaper Group	15,385
Richemont Japan Limited	12,821
JCB Co., Ltd.	11,919
Japan Council of Local Authorities for Realization of World Federation	11,404
United Nations Association of Japan	11,153
Taihei Engineering Co., Ltd.	10,087

Private sector fund-raising programme in Canada

Total contribution in USD:

1,150,806

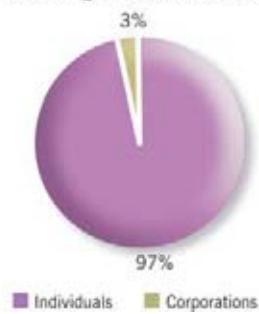
Total contribution in currency:

1,226,652 (CAD)

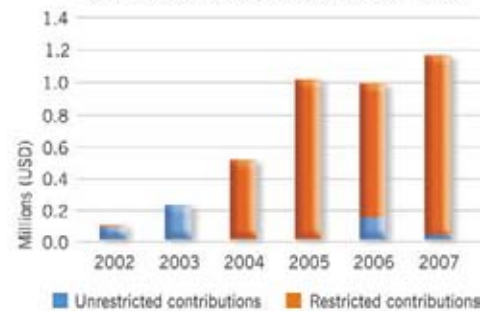
Unrestricted contribution (USD):

27,670

Funding source in 2007



Contributions to UNHCR 2002 - 2007



Major donors

Earth Water International

USD

38,445

Private sector fund-raising programme in Greece

Total contribution in USD:

503,251

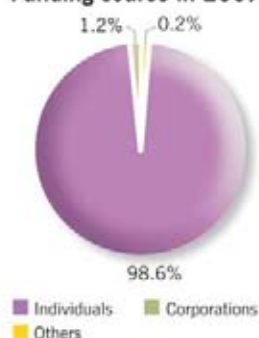
Total contribution in currency:

374,689 (EUR)

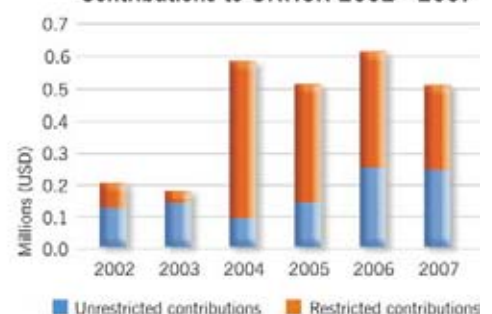
Unrestricted contribution (USD):

241,390

Funding source in 2007



Contributions to UNHCR 2002 - 2007



Private sector fund-raising programme in Italy

Total contribution in USD:

5,210,109

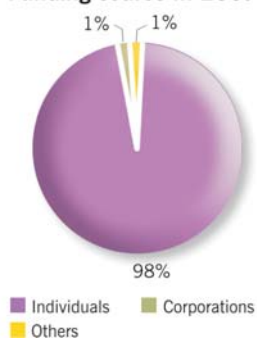
Total contribution in currency:

3,755,137 (EUR)

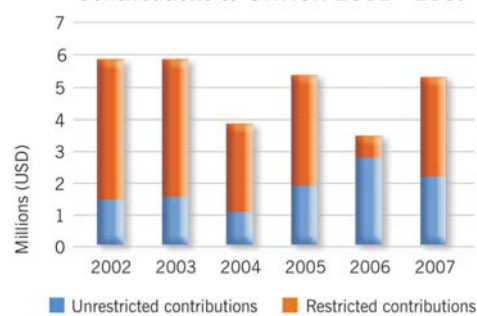
Unrestricted contribution (USD):

2,124,945

Funding source in 2007



Contributions to UNHCR 2002 - 2007



Major donors

Donor	USD
Mr. Igor Mitoraj	73,746
Santa Famiglia di Bordeaux	64,518
Ms. Maria Edmea Balbo Bertone Di Sambuy	41,041
Mr. Claudio Poleschi	35,668
Mr. Stefano Cortesi	21,614
Fine Art	19,174
Edi Cer Spa	17,699
Technip Italy Spa	17,219
Ms. Anna Orofino	15,850
Ms. Veronica Bova Pesci	15,051
Mr. Giorgio Martinato	11,799
Ms. Giuliana Lagetto	10,172

USA for UNHCR

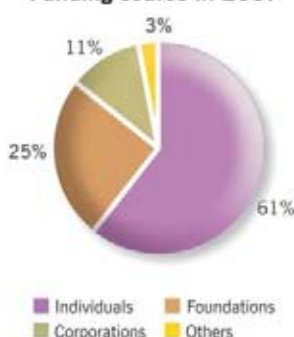
Total contribution in USD:

2,070,347

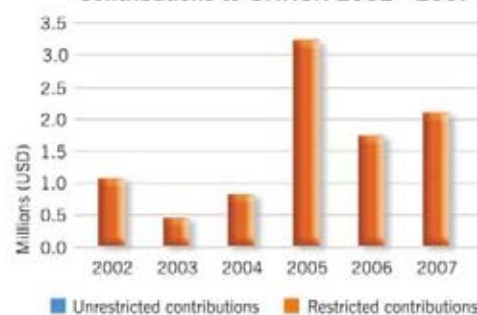
Unrestricted contribution (USD):

-

Funding source in 2007



Contributions to UNHCR 2002 - 2007



Major donors

Donor	USD
Jolie-Pitt Foundation	343,000
The Howard G. Buffett Foundation	122,290
Microsoft	90,000
Dr. Kolude Doherty Africa Fund	51,188
Katherine Ruttenberg	48,576
Charity Folks Inc.	38,047
Nike Inc. & Affiliates	34,933
Paris Foods Corporation	30,000
Friends of Omaha Yoga School	25,858
Newman's Own Foundation	25,000
Help Darfur Now Inc.	25,000
The Marshall Mathers Foundation	21,301
Budget Bolt, Inc.	20,000
Marcia Dam	15,000
KRL Foundation	13,500
The National Italian American Foundation	10,000
Richard Marks	10,000
Dallas Women's Foundation	10,000