

DONOR PROFILES

THIS CHAPTER gives an overview of UNHCR's major donors. The chapter is divided between:

- 1) Governmental donors, the European Commission, private sector fund-raising programmes and national associations,
- 2) Intergovernmental donors, and
- 3) United Nations donors.

ALL GOVERNMENTAL, intergovernmental and UN donors who contributed USD 100,000 or more are included in this chapter. The donor profiles for private sector fund-raising programmes and national associations include a list of donors who contributed USD 50,000 or more.

The donor profiles for government donors include rankings based on the total contribution, unrestricted contribution and contribution in relation to the government's population size and GDP. All the rankings are based on government donors and the European Commission only. The donor profiles for governmental, private sector, national associations, intergovernmental and UN donors also include a chart showing the

level of earmarking in 2010. Definitions for the different earmarking levels are described in the Glossary.

Only contributions that have been recorded against UNHCR's 2010 budgets are included. Contributions that were received in 2010, but recorded for activities in another year will be shown in the Global Report of that year.

TABLE 1

Main governmental donors • 2010 | Total contributions

	Total USD
United States of America	712,220,805
Japan	143,494,234
European Commission	118,215,496
Sweden	111,937,438
Norway	80,974,783
Netherlands	74,079,339
United Kingdom	57,002,306
Denmark	56,768,147
Germany	49,739,460
Canada	46,520,016
Australia	45,104,443
Spain	39,169,995
Finland	27,546,837
Switzerland	25,521,158
Belgium	21,961,676
Saudi Arabia	20,235,623
France	20,055,286
Italy	11,477,673
Luxembourg	11,135,189
Ireland	7,738,301

TABLE 2

Main governmental donors • 2010 | Unrestricted contributions

	Unrestricted USD
Netherlands	60,606,061
Norway	55,905,127
United Kingdom	29,556,614
Denmark	25,242,718
Japan	15,124,133
France	13,683,932
Spain	13,253,012
Canada	13,133,208
Australia	12,859,712
Switzerland	11,371,760
Belgium	11,263,590
Finland	10,101,010
Germany	9,723,610
Ireland	7,398,274
New Zealand	4,428,000
Republic of Korea	2,500,000
Italy	2,164,502
Luxembourg	2,164,502
Portugal	1,638,688
Morocco	1,000,000

TABLE 3 Top 20 Donors • 2010 | Contributions per capita

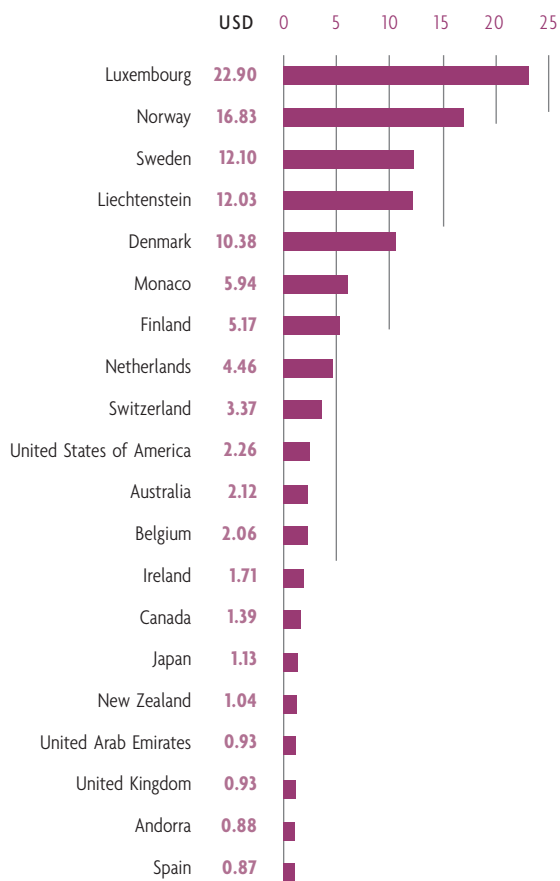
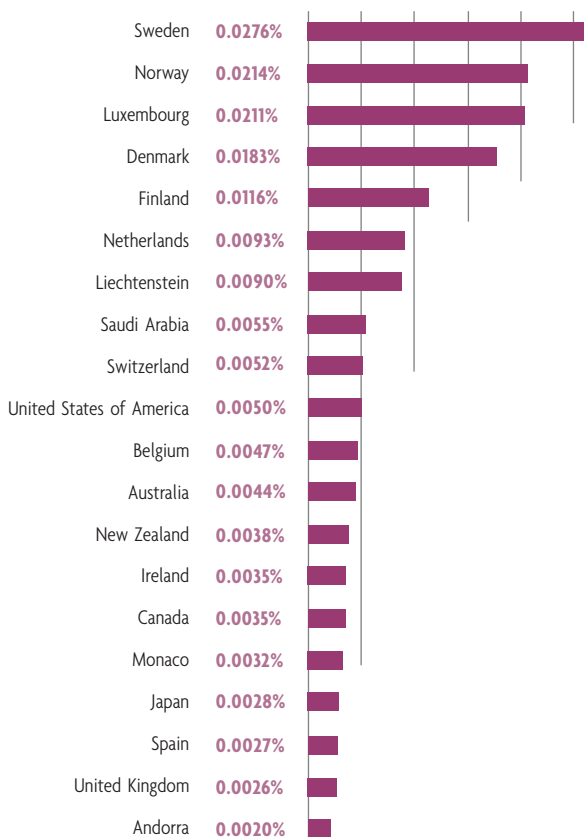


TABLE 4 Top 20 Donors • 2010 | Contributions as a percentage of GDP

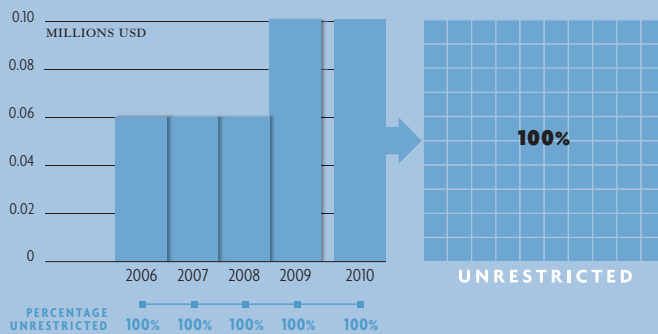


Algeria

Total contribution in USD: **100,000** [RANK 40]
 Unrestricted contribution (USD): **100,000** [RANK 29]
 Donor ranking per GDP: **42**
 Donor ranking per capita: **48**

CONTRIBUTIONS TO UNHCR
2006 - 2010

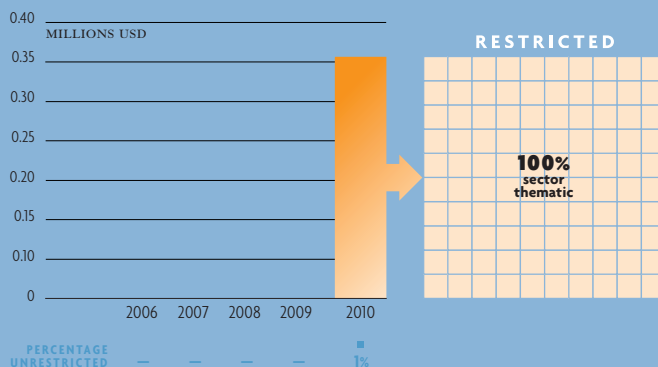
LEVEL OF EARMARKING
IN 2010

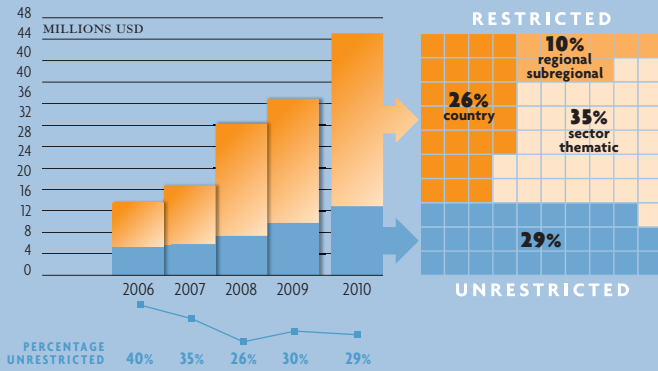


Angola

Private sector fund raising

Total contribution in USD: **306,824**
 Total contribution in currency: **14,250,000 (AOA) • 152,000 (USD)**





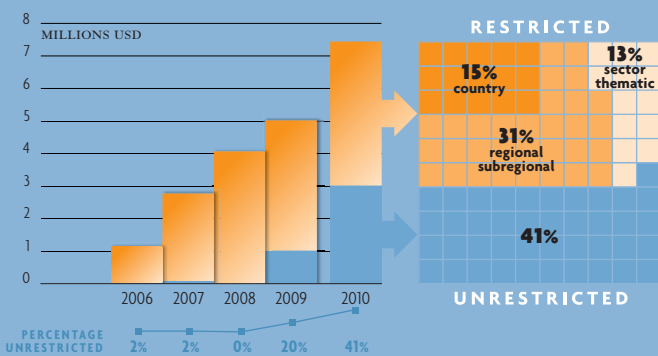
Australia

Total contribution in USD: **45,104,443** [RANK 11]
 Total contribution in currency: **47,764,700** (AUD) • **2,633,671** (USD)
 Unrestricted contribution (USD): **12,859,712** [RANK 9]
 Donor ranking per GDP: **12**
 Donor ranking per capita: **11**

Australia for UNHCR

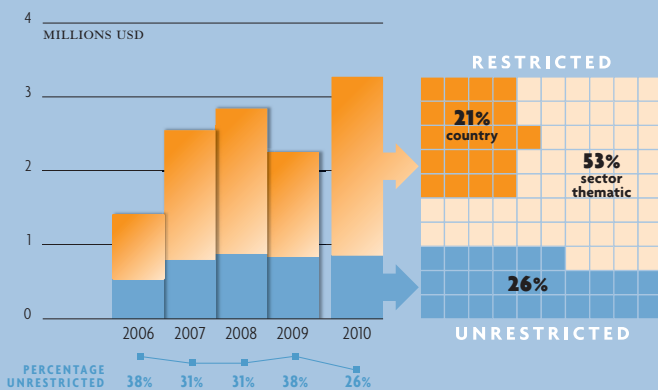
Total contribution in USD: **7,435,041**
 Total contribution in currency: **5,783,511** (AUD)

Major donors	USD
PricewaterhouseCoopers - Australia	301,176
Pace Foundation	82,150
Corrs Chambers Westgarth	52,032



Austria

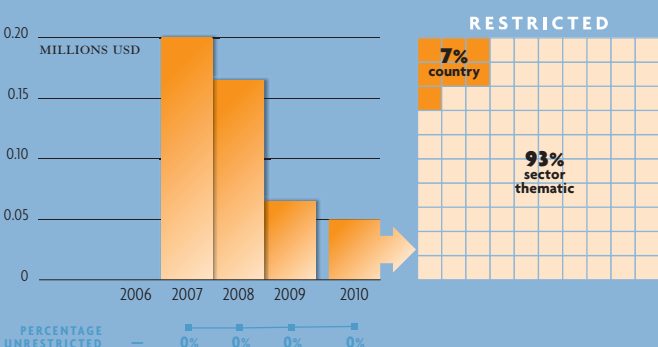
Total contribution in USD: **3,271,699** [RANK 24]
 Total contribution in currency: **2,462,749** (EUR)
 Unrestricted contribution (USD): **851,371** [RANK 21]
 Donor ranking per GDP: **26**
 Donor ranking per capita: **23**



Azerbaijan

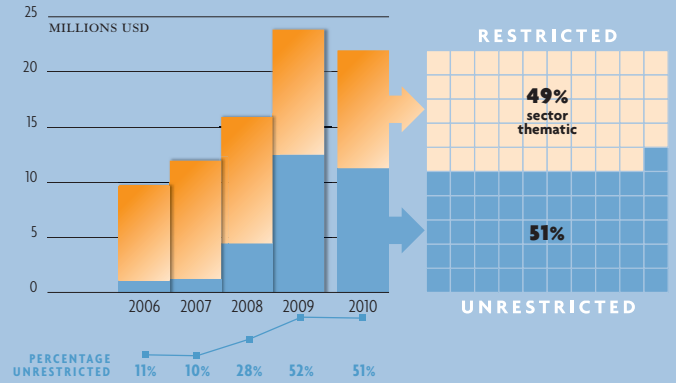
Private sector fund raising

Total contribution in USD: **50,000**



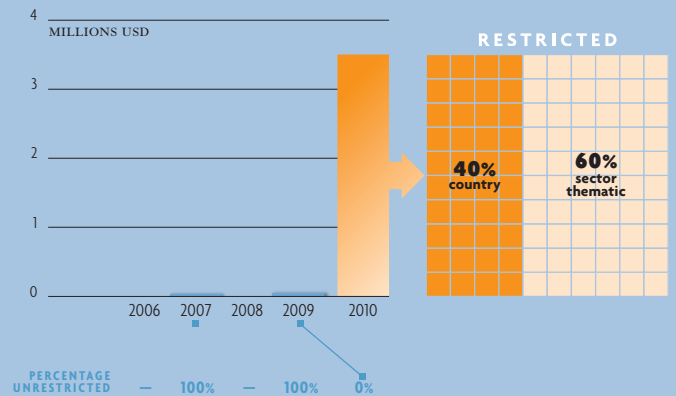
Belgium

Total contribution in USD: **21,961,676** [RANK 15]
 Total contribution in currency: **16,665,068** (EUR)
 Unrestricted contribution (USD): **11,263,590** [RANK 11]
 Donor ranking per GDP: **11**
 Donor ranking per capita: **12**



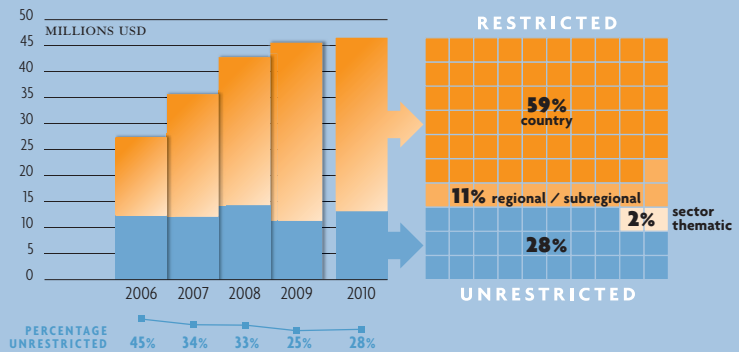
Brazil

Total contribution in USD: **3,500,000** [RANK 23]
 Donor ranking per GDP: **36**
 Donor ranking per capita: **39**



Canada

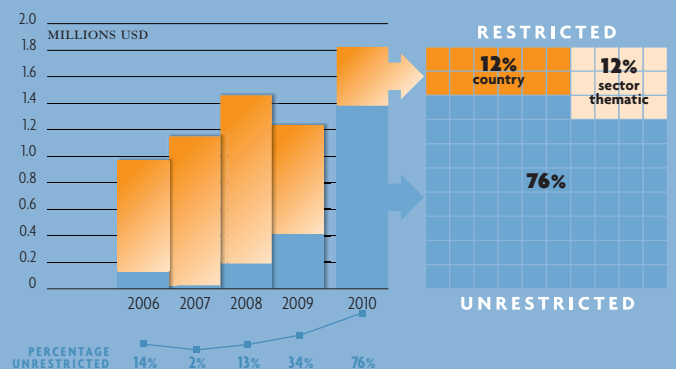
Total contribution in USD: **46,520,016** [RANK 10]
 Total contribution in currency: **49,320,000** (CAD)
 Unrestricted contribution (USD): **13,133,208** [RANK 8]
 Donor ranking per GDP: **15**
 Donor ranking per capita: **14**

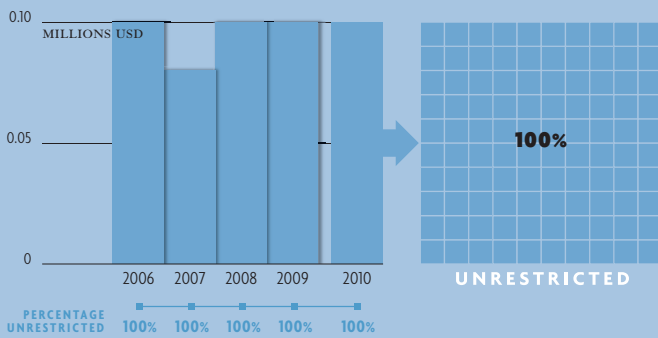


Private sector fund raising

Total contribution in USD: **1,823,235**
 Total contribution in currency: **1,885,420** (CAD)

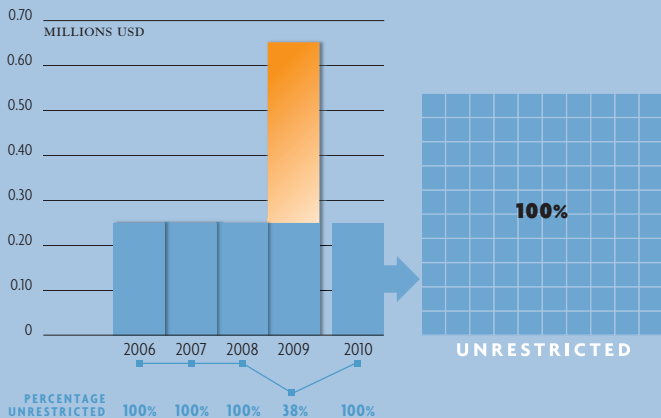
Major donors	USD
Bill Morneau and Nancy McCain	94,967
Morneau Shepell	148,601





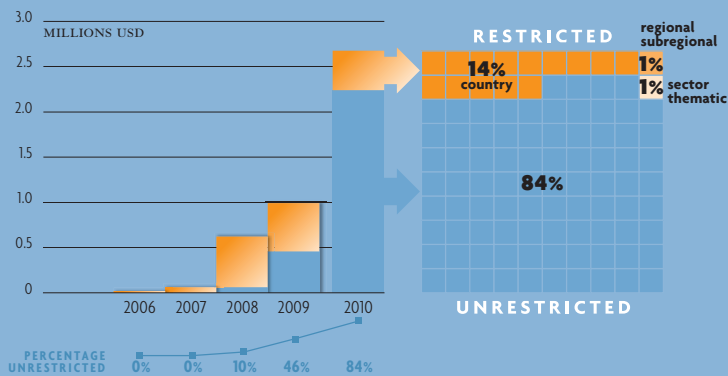
Chile

Total contribution in USD: **100,000** [RANK 41]
 Unrestricted contribution (USD): **100,000** [RANK 30]
 Donor ranking per GDP: **45**
 Donor ranking per capita: **45**



China

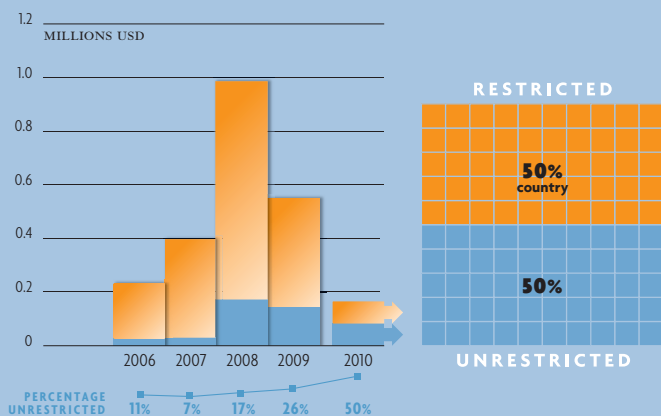
Total contribution in USD: **250,000** [RANK 33]
 Unrestricted contribution (USD): **250,000** [RANK 25]
 Donor ranking per GDP: **59**
 Donor ranking per capita: **59**



Private sector fund raising in Hong Kong SAR (China)

Total contribution in USD: **2,675,867**
 Total contribution in currency: **20,765,076** (HKD)

Major Donors	USD
Hong Kong Buddhist Association	271,337



Czech Republic

Total contribution in USD: **165,189** [RANK 37]
 Total contribution in currency: **165,189** (USD)
 Unrestricted contribution (USD): **82,595** [RANK 33]
 Donor ranking per GDP: **41**
 Donor ranking per capita: **40**

Denmark

Total contribution in USD: **56,768,147** [RANK 8]

Total contribution in currency: **293,077,028** (DKK) • **912,602** (USD)

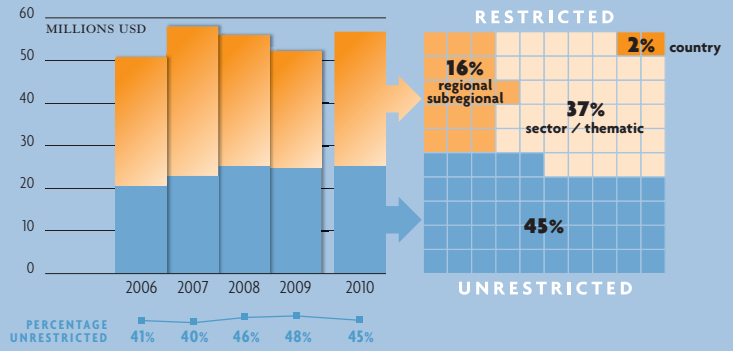
Unrestricted contribution (USD): **25,242,718** [RANK 4]

Donor ranking per GDP: **4**

Donor ranking per capita: **5**

Private sector fund raising

Total contribution in USD: **477,305**



Estonia

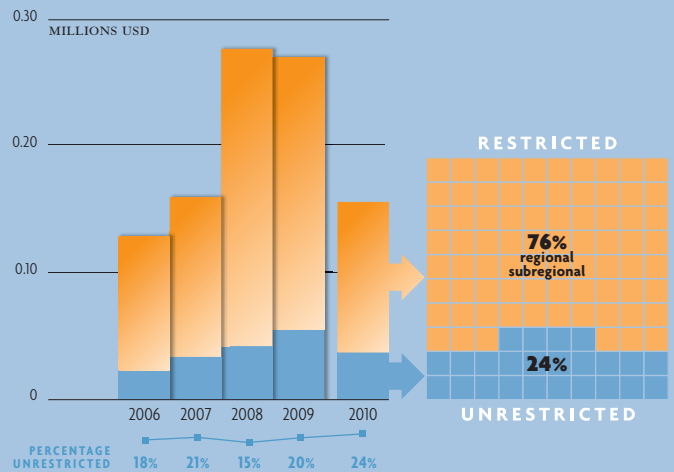
Total contribution in USD: **155,099** [RANK 38]

Total contribution in currency: **121,432** (EUR)

Unrestricted contribution (USD): **36,890** [RANK 35]

Donor ranking per GDP: **28**

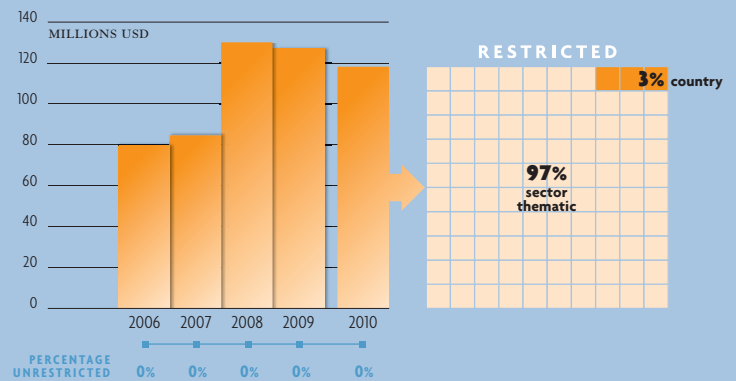
Donor ranking per capita: **30**



European Commission

Total contribution in USD: **118,215,496** [RANK 3]

Total contribution in currency: **88,028,704** (EUR)



Finland

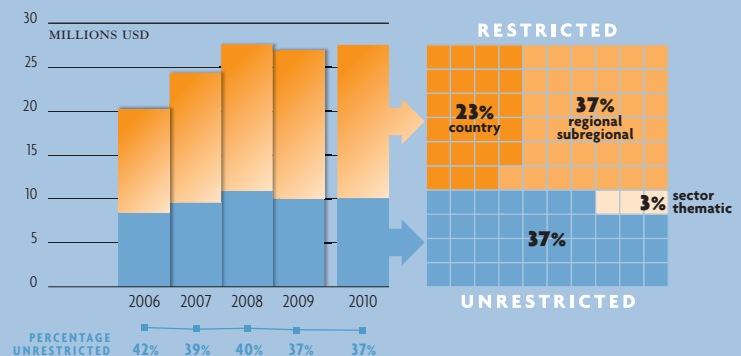
Total contribution in USD: **27,546,837** [RANK 13]

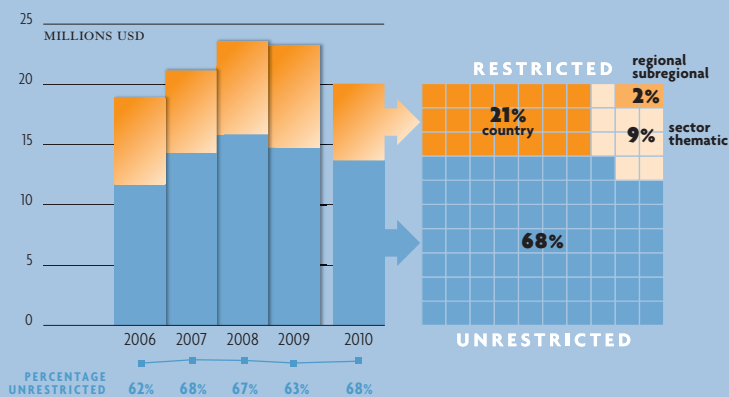
Total contribution in currency: **18,942,332** (EUR) • **561,223** (USD)

Unrestricted contribution (USD): **10,101,010** [RANK 12]

Donor ranking per GDP: **5**

Donor ranking per capita: **7**



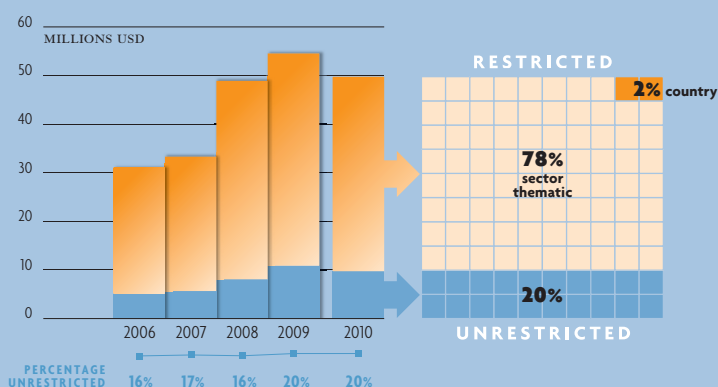


France

Total contribution in USD: **20,055,286** [RANK 17]
 Total contribution in currency: **14,485,158 (EUR) • 487,248 (USD)**
 Unrestricted contribution (USD): **13,683,932** [RANK 6]
 Donor ranking per GDP: **29**
 Donor ranking per capita: **25**

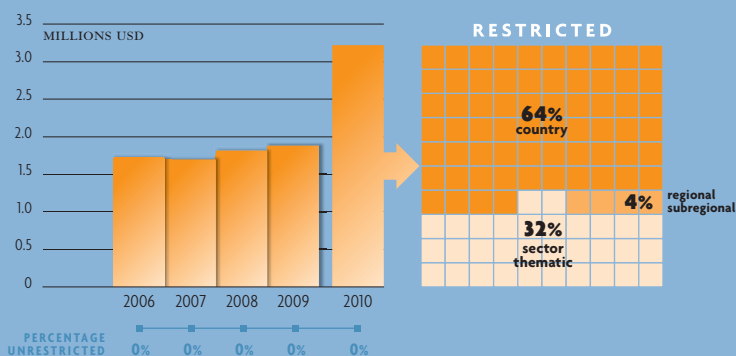
Private sector fund raising

Total contribution in USD: **185,815**
 Total contribution in currency: **138,321 (EUR) • 674 (USD)**



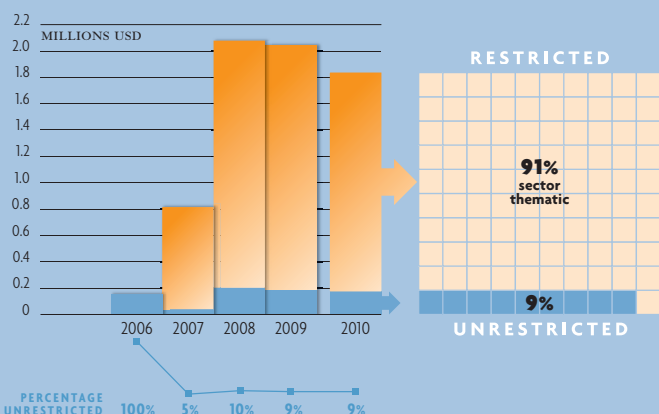
Germany

Total contribution in USD: **49,739,460** [RANK 9]
 Total contribution in currency: **32,892,080 (EUR) • 6,612,750 (USD)**
 Unrestricted contribution (USD): **9,723,610** [RANK 13]
 Donor ranking per GDP: **22**
 Donor ranking per capita: **22**



Deutsche Stiftung für UNO-Flüchtlingshilfe eV

Total contribution in USD: **3,217,040**
 Total contribution in currency: **2,500,000 (EUR)**



Hungary

Total contribution in USD: **1,837,023** [RANK 27]
 Total contribution in currency: **1,372,256 (EUR)**
 Unrestricted contribution (USD): **174,029** [RANK 27]
 Donor ranking per GDP: **23**
 Donor ranking per capita: **28**



Greece

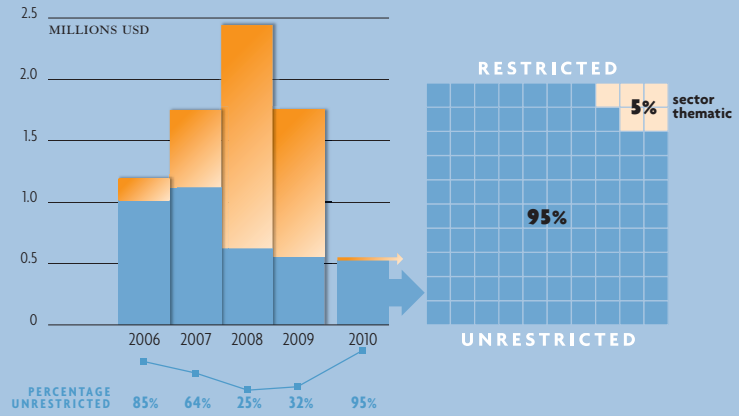
Total contribution in USD: **550,843** [RANK 31]

Total contribution in currency: **420,250** (EUR)

Unrestricted contribution (USD): **524,246** [RANK 22]

Donor ranking per GDP: **38**

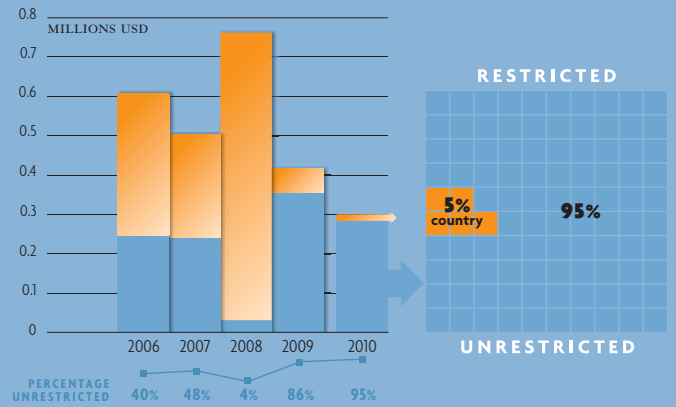
Donor ranking per capita: **35**



Private sector fund raising

Total contribution in USD: **299,843**

Total contribution in currency: **224,327** (EUR)



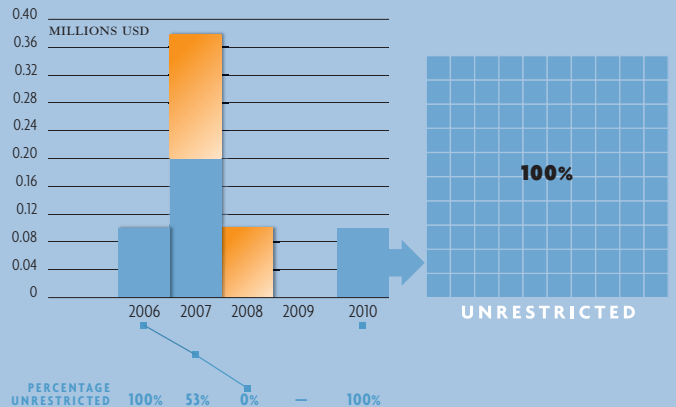
Iceland

Total contribution in USD: **100,000** [RANK 42]

Unrestricted contribution (USD): **100,000** [RANK 31]

Donor ranking per GDP: **27**

Donor ranking per capita: **26**



Ireland

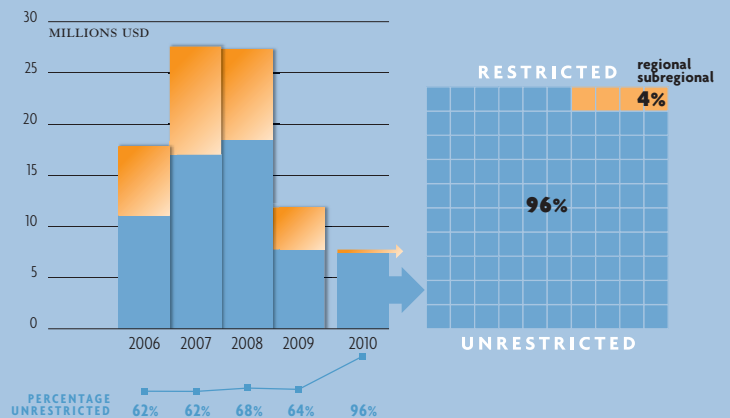
Total contribution in USD: **7,738,301** [RANK 20]

Total contribution in currency: **6,275,000** (EUR)

Unrestricted contribution (USD): **7,398,274** [RANK 14]

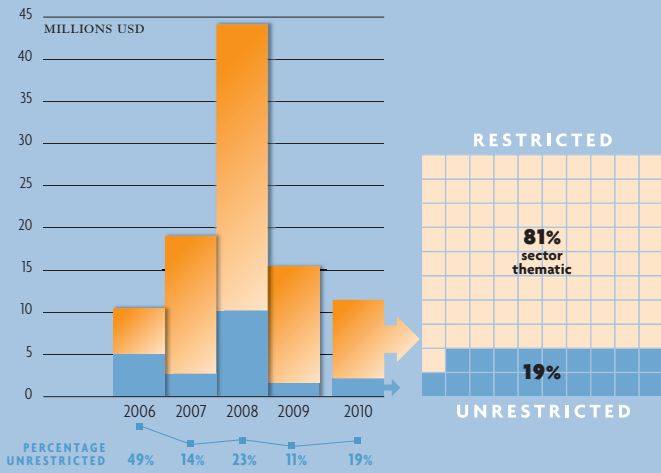
Donor ranking per GDP: **14**

Donor ranking per capita: **13**



CONTRIBUTIONS TO UNHCR
2006 - 2010

LEVEL OF EARMARKING
IN 2010



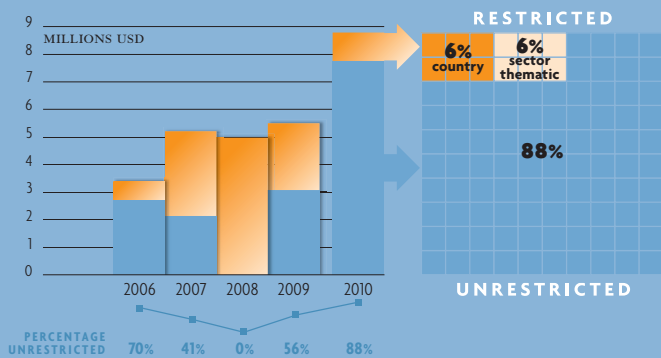
Italy

Total contribution in USD: **11,477,673** [RANK 18]
 Total contribution in currency: **7,762,338** (EUR) • **733,355** (USD)
 Unrestricted contribution (USD): **2,164,502** [RANK 17]
 Donor ranking per GDP: **31**
 Donor ranking per capita: **27**

Private sector fund raising

Total contribution in USD: **8,794,379**
 Total contribution in currency: **6,657,170** (EUR)

Major Donors	USD
Pirelli	246,569
Fondazione Nando Peretti	139,862
Prosolidar	111,737



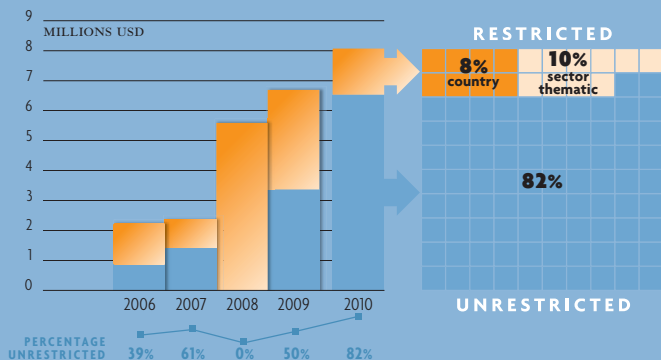
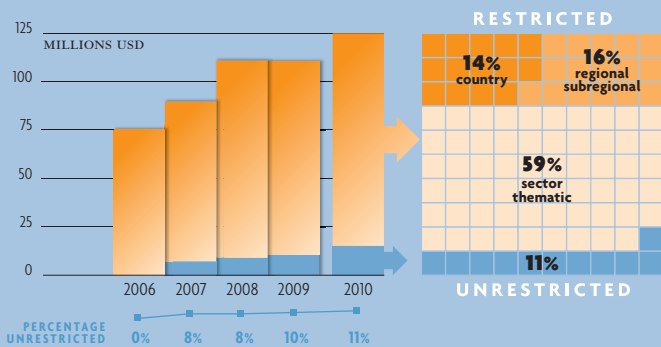
Japan

Total contribution in USD: **143,494,234** [RANK 2]
 Total contribution in currency: **5,777,202,107** (JPY) • **80,774,517** (USD)
 Unrestricted contribution (USD): **15,124,133** [RANK 5]
 Donor ranking per GDP: **17**
 Donor ranking per capita: **15**

Japan Association for UNHCR

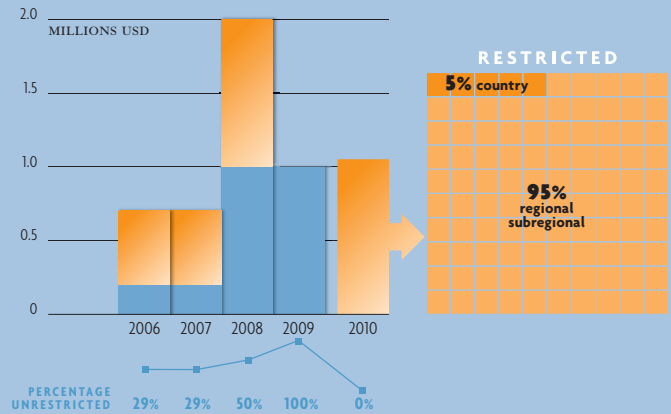
Total contribution in USD: **8,064,669**
 Total contribution in currency: **596,736,112** (JPY) • **1,862,823** (USD)

Major Donors	USD
Fast Retailing Co., Ltd.	558,126
Shinryo-en Buddhist Order	206,585
ICOM	183,830
Soroptimist International of America, Japan, Higashi, Nishi, Kita and Chuo Regions	105,005
Meiji Seika Kaisha, Ltd.	88,213
Mother Food Foundation	62,770
Mainichi Newspaper Social Foundation Group	71,020
Rissho Kosei-Kai Donate-A-Meal Fund	57,927
LaLaport Management Co., Ltd.	54,445
Network Chikumura	52,134



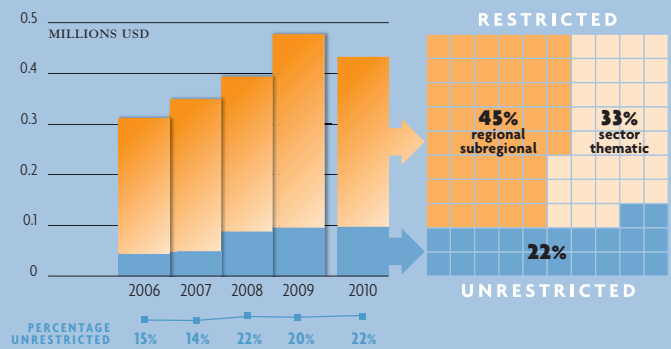
Kuwait

Total contribution in USD: **1,052,265** [RANK 29]
 Total contribution in currency: **15,000** (KWD) • **1,000,000** (USD)
 Donor ranking per GDP: **25**
 Donor ranking per capita: **24**



Liechtenstein

Total contribution in USD: **432,146** [RANK 32]
 Total contribution in currency: **300,000** (CHF) • **140,884** (USD)
 Unrestricted contribution (USD): **97,087** [RANK 32]
 Donor ranking per GDP: **7**
 Donor ranking per capita: **4**

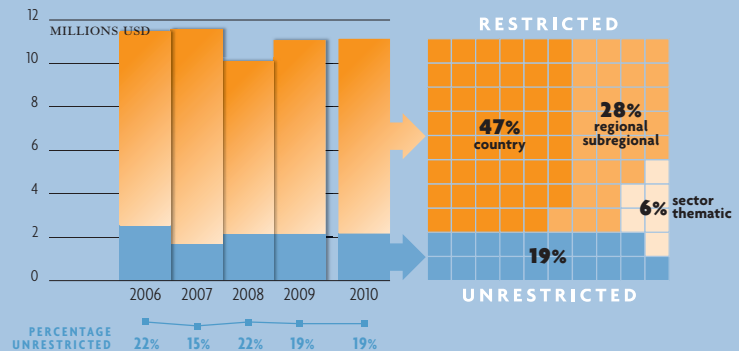


Luxembourg

Total contribution in USD: **11,135,189** [RANK 19]
 Total contribution in currency: **7,565,000** (EUR) • **225,663** (USD)
 Unrestricted contribution (USD): **2,164,502** [RANK 18]
 Donor ranking per GDP: **3**
 Donor ranking per capita: **1**

Private sector fund-raising

Total contribution in USD: **50,000**

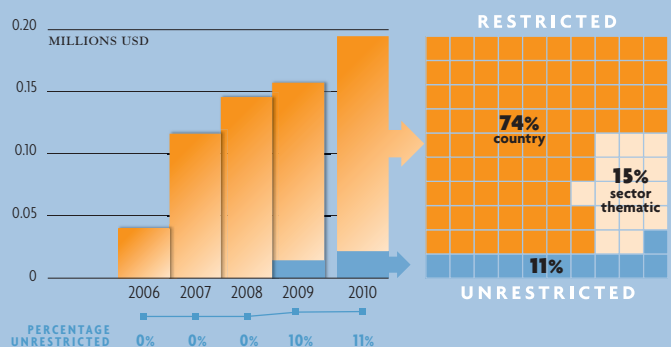


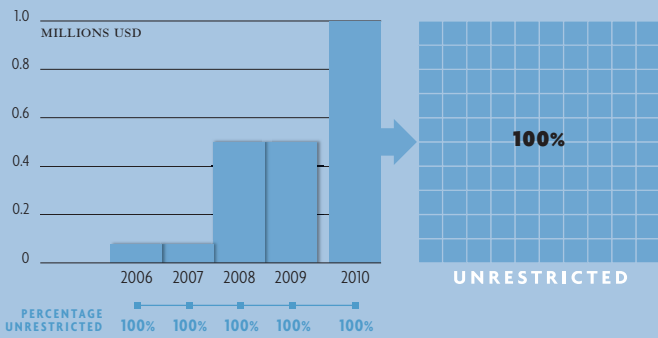
Monaco

Total contribution in USD: **194,805** [RANK 35]
 Total contribution in currency: **135,000** (EUR)
 Unrestricted contribution (USD): **21,645** [RANK 36]
 Donor ranking per GDP: **16**
 Donor ranking per capita: **6**

Private sector fund raising

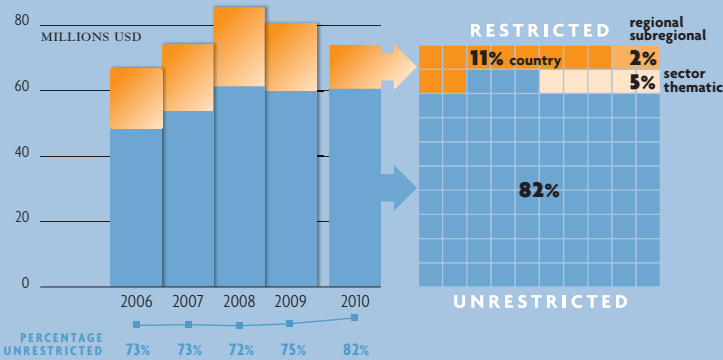
Total contribution in USD: **57,720**
 Total contribution in currency: **40,000** (EUR)





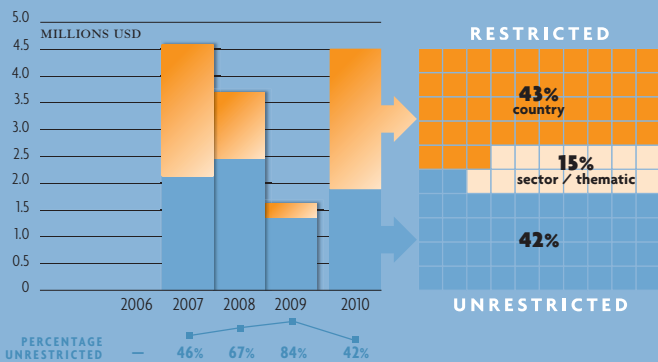
Morocco

Total contribution in USD: **1,000,000** [RANK 30]
 Unrestricted contribution (USD): **1,000,000** [RANK 20]
 Donor ranking per GDP: **24**
 Donor ranking per capita: **38**



Netherlands

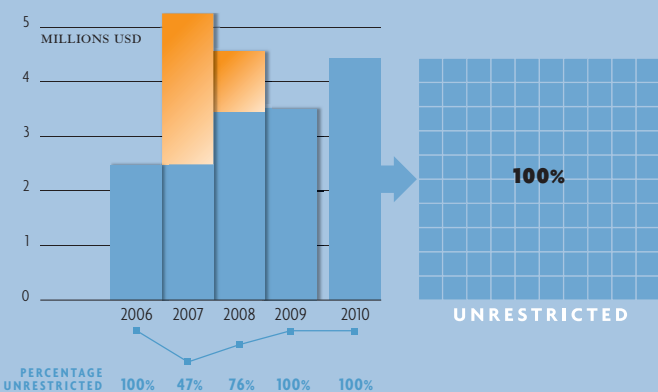
Total contribution in USD: **74,079,339** [RANK 6]
 Total contribution in currency: **2,038,350** (ERN) • **42,028,600** (EUR)
13,296,875 (USD)
 Unrestricted contribution (USD): **60,606,061** [RANK 1]
 Donor ranking per GDP: **6**
 Donor ranking per capita: **8**



Private sector fund raising

Total contribution in USD: **4,514,961**
 Total contribution in currency: **5,346** (CHF) • **1,717,727** (EUR)
3,416,874 (SEK) • **1,701,124** (USD)

Major Donors	USD
IKEA Foundation	2,200,302
Dutch Postcode Lottery (NPL)	2,034,473
Stichting Vluchteling	274,848

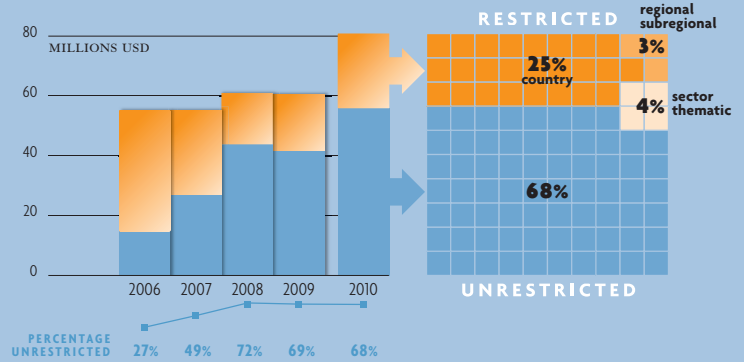


New Zealand

Total contribution in USD: **4,428,000** [RANK 21]
 Unrestricted contribution (USD): **4,428,000** [RANK 15]
 Donor ranking per GDP: **13**
 Donor ranking per capita: **16**

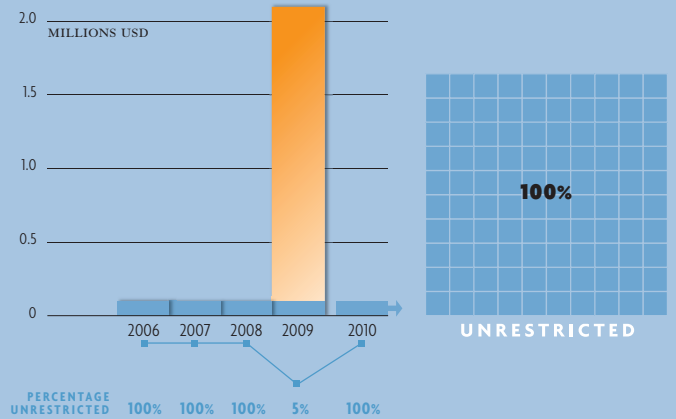
Norway

Total contribution in USD: **80,974,783** [RANK 5]
 Total contribution in currency: **475,450,000** (NOK) • **736,100** (USD)
 Unrestricted contribution (USD): **55,905,127** [RANK 2]
 Donor ranking per GDP: **2**
 Donor ranking per capita: **2**



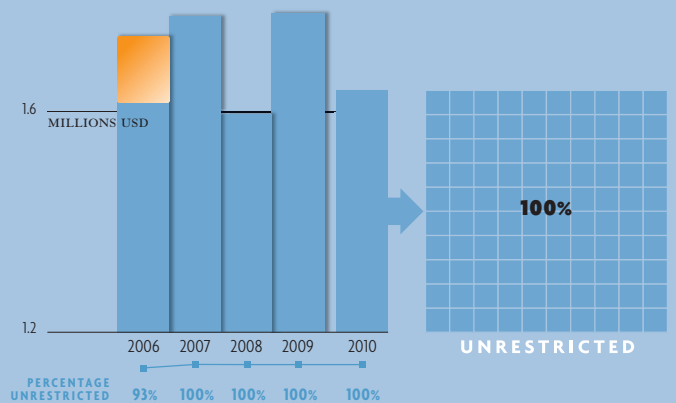
Oman

Total contribution in USD: **194,805** [RANK 35]
 Total contribution in currency: **135,000** (EUR)
 Unrestricted contribution (USD): **21,645** [RANK 36]
 Donor ranking per GDP: **16**
 Donor ranking per capita: **6**



Portugal

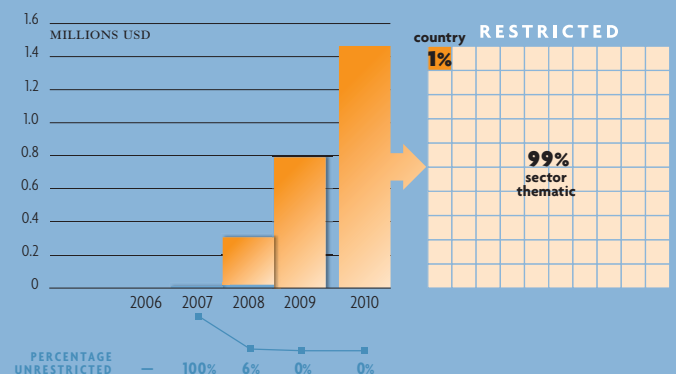
Total contribution in USD: **1,638,688** [RANK 28]
 Total contribution in currency: **1,000,000** (EUR) • **300,000** (USD)
 Unrestricted contribution (USD): **1,638,688** [RANK 19]
 Donor ranking per GDP: **30**
 Donor ranking per capita: **29**

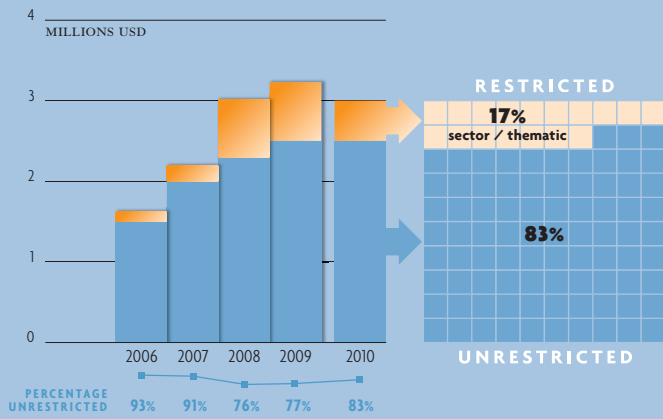


Private sector fund raising

Total contribution in USD: **1,463,579**
 Total contribution in currency: **1,105,900** (EUR)

Major Donors	USD
EDP Energias de Portugal SA	1,099,393
Fundação Calouste Gulbenkian	123,305
REN Redes Energeticas Nacionais SGP	70,028





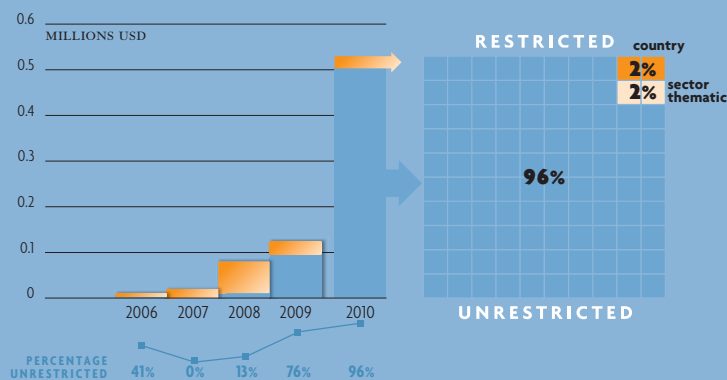
Republic of Korea

Total contribution in USD: **3,000,000** [RANK 25]

Unrestricted contribution (USD): **2,500,000** [RANK 16]

Donor ranking per GDP: **32**

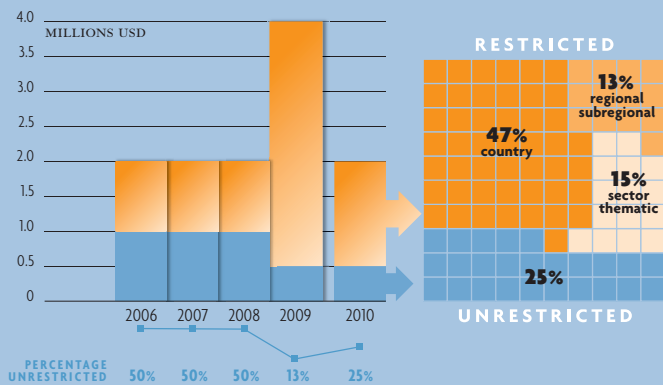
Donor ranking per capita: **32**



Private sector fund raising

Total contribution in USD: **528,596**

Total contribution in currency: **619,834,494** (KRW)



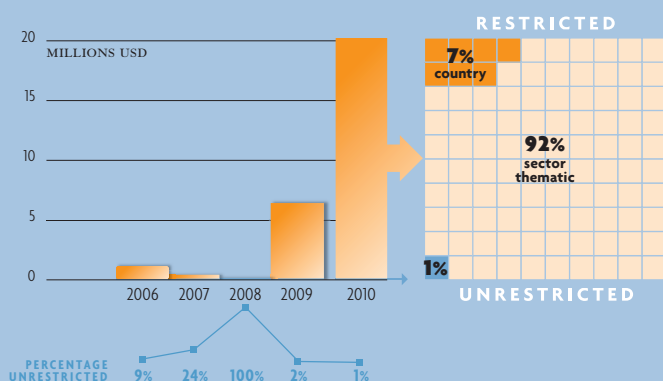
Russian Federation

Total contribution in USD: **2,000,000** [RANK 26]

Unrestricted contribution (USD): **500,000** [RANK 23]

Donor ranking per GDP: **39**

Donor ranking per capita: **41**



Saudi Arabia

Total contribution in USD: **20,235,623** [RANK 16]

Total contribution in currency: **3,509,511** (BDT) • **272,019** (SAR)
20,112,000 (USD)

Unrestricted contribution (USD): **112,000** [RANK 28]

Donor ranking per GDP: **8**

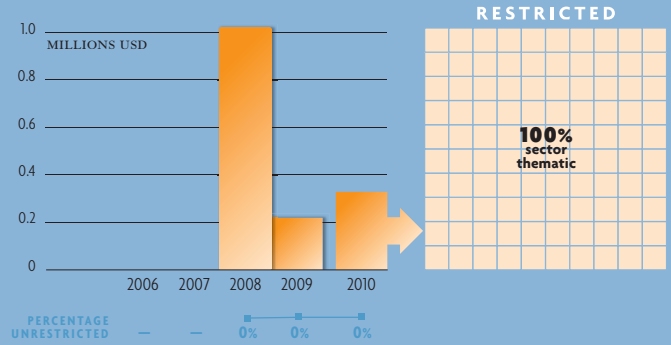
Donor ranking per capita: **21**



Serbia

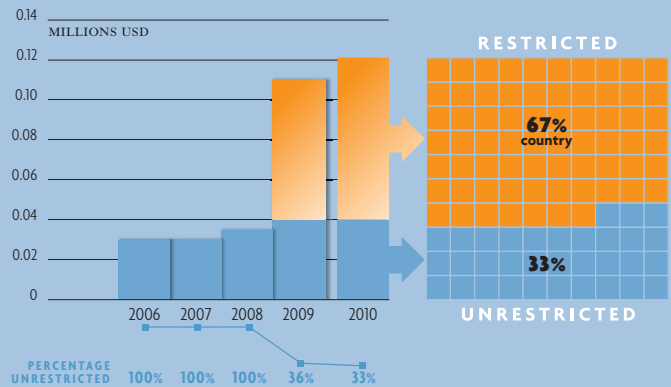
Private sector fund raising

Total contribution in USD: **327,437**
Total contribution in currency: **25,300,000** (SRD)



Slovenia

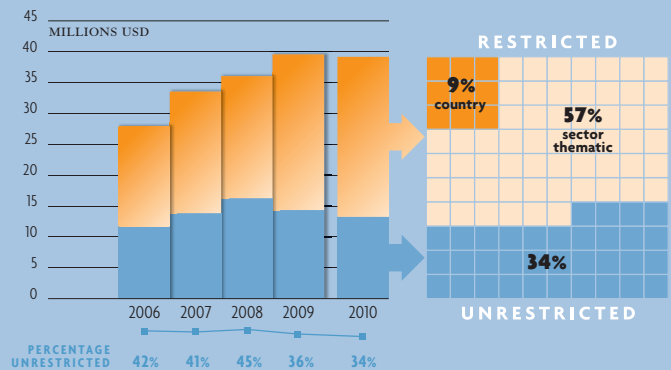
Total contribution in USD: **121,193** [RANK 39]
Total contribution in currency: **60,000** (EUR) • **40,000** (USD)
Unrestricted contribution (USD): **40,000** [RANK 34]
Donor ranking per GDP: **35**
Donor ranking per capita: **33**



Spain ⁽¹⁾

Total contribution in USD: **39,169,995** [RANK 12]
Total contribution in currency: **29,082,027** (EUR)
Unrestricted contribution (USD): **13,253,012** [RANK 7]
Donor ranking per GDP: **18**
Donor ranking per capita: **20**

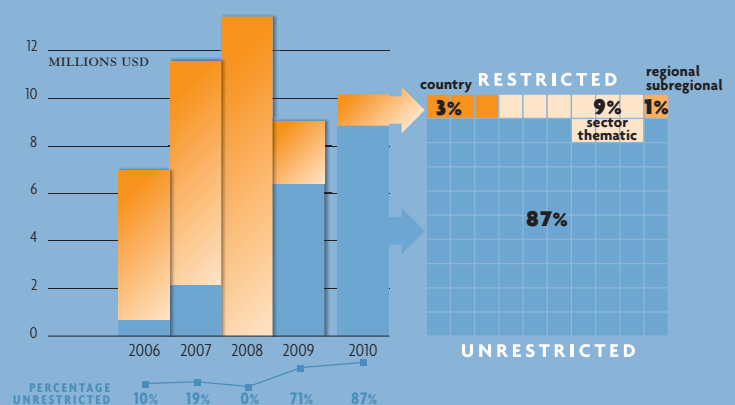
⁽¹⁾ Contributions from Spain are divided between the central Government (USD 32,022,948) and decentralized public sources (USD 7,516,248). The latter are channelled through España con ACNUR.

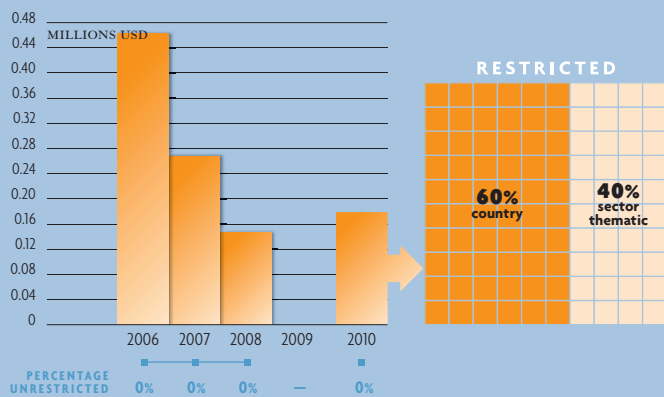


Private sector fund raising through España con ACNUR

Total contribution in USD: **10,164,028**
Total contribution in currency: **7,822,144** (EUR)

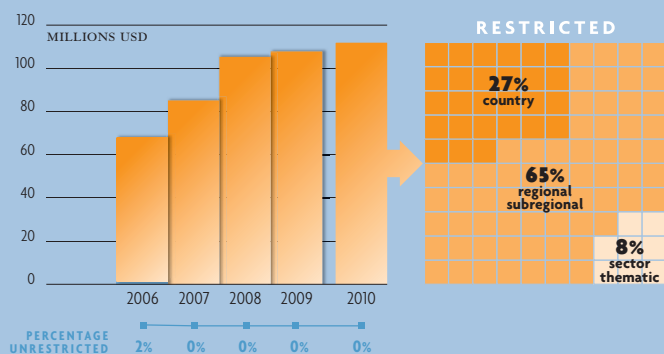
Major Donors	USD
Nike Inc through FC Barcelona Foundation	245,740
Fundación La Caixa	216,820
Banco Bilbao Vizcaya Argentaria, S.A. (BBVA)	134,371
Ediciones Zeta, S.A.	72,273
Gredos San Diego	71,849





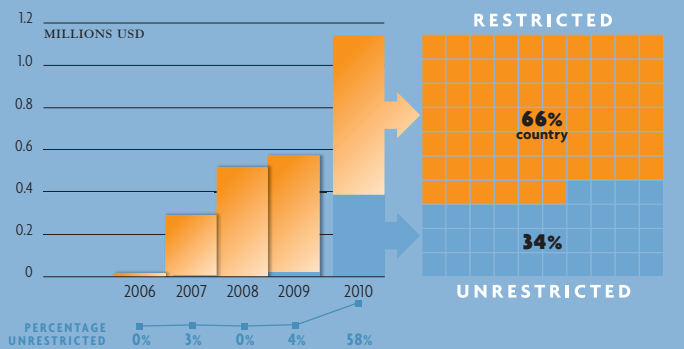
South Africa

Total contribution in USD: **178,909** [RANK 36]
 Total contribution in currency: **184,449** (CHF)
 Donor ranking per GDP: **43**
 Donor ranking per capita: **47**



Sweden

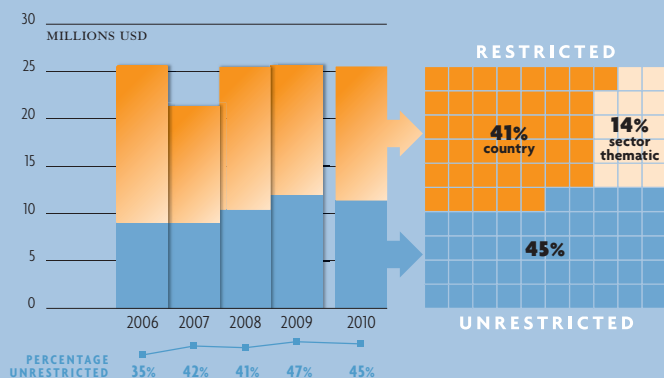
Total contribution in USD: **111,937,438** [RANK 4]
 Total contribution in currency: **800,847,382** (SEK) • **801,365** (USD)
 Unrestricted contribution (USD): -
 Donor ranking per GDP: **1**
 Donor ranking per capita: **3**



Private sector fund raising

Total contribution in USD: **1,144,558**
 Total contribution in currency: **500** (DKK) • **715** (EUR)
8,000,629 (SEK) • **75,577** (USD)

Major Donors	USD
Swedish Postcode Lottery	932,727
Universal Telecom	145,943
Lions Club International Sweden	72,971



Switzerland

Total contribution in USD: **25,521,158** [RANK 14]
 Total contribution in currency: **24,086,620** (CHF) • **2,232,170** (USD)
 Unrestricted contribution (USD): **11,371,760** [RANK 10]
 Donor ranking per GDP: **9**
 Donor ranking per capita: **9**

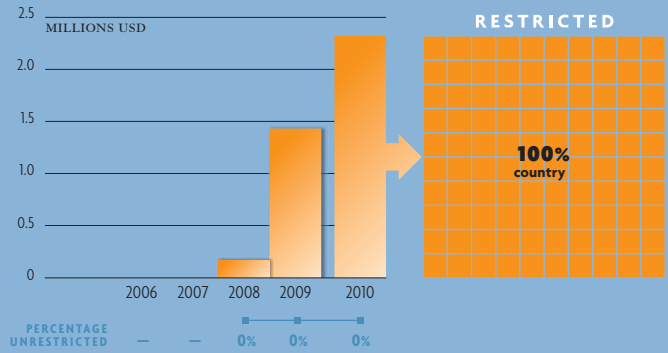
Private sector fund raising

Total contribution in USD: **6,290,510**
 Total contribution in currency: **539,458** (CHF) • **1,245** (EUR)
26,500 (HUF) • **5,771,367** (USD)

 **Thailand**

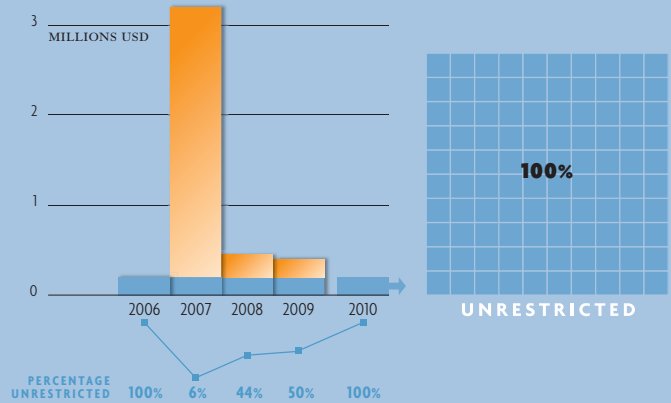
Private sector fund raising

Total contribution in USD: **2,323,731**
Total contribution in currency: **73,741,971** (THB)



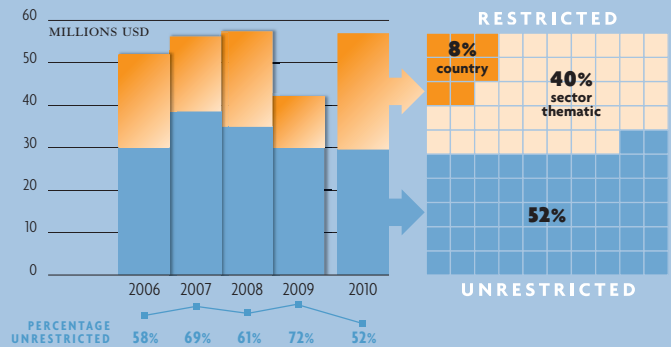
 **Turkey**

Total contribution in USD: **200,000** [RANK 34]
Unrestricted contribution (USD): **200,000** [RANK 26]
Donor ranking per GDP: **49**
Donor ranking per capita: **49**



 **United Kingdom**

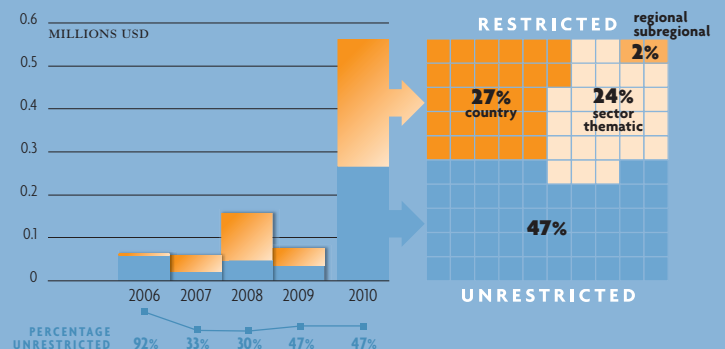
Total contribution in USD: **57,002,306** [RANK 7]
Total contribution in currency: **36,467,764** (GBP)
Unrestricted contribution (USD): **29,556,614** [RANK 3]
Donor ranking per GDP: **19**
Donor ranking per capita: **18**

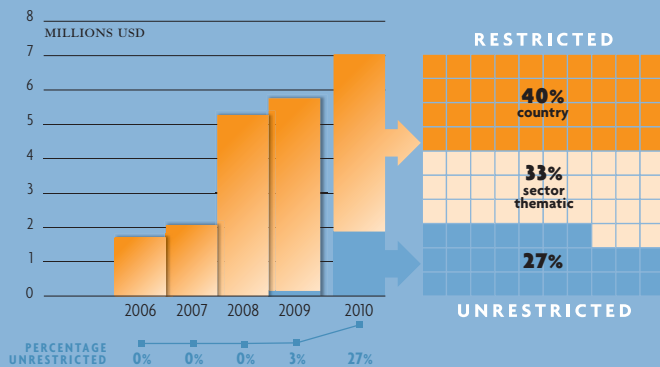
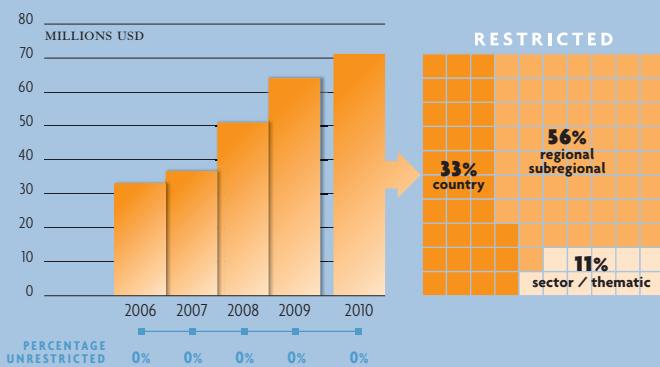
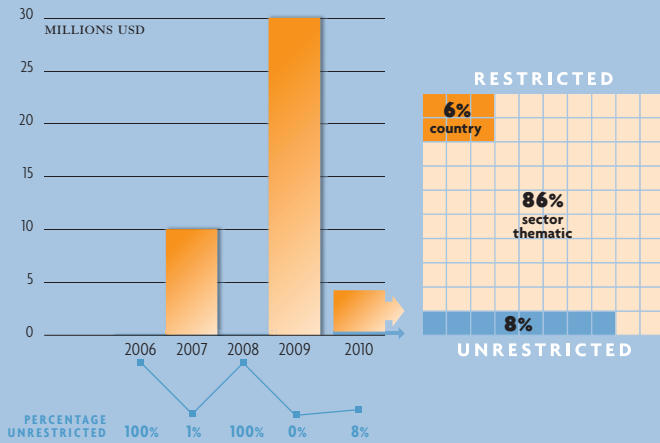


Private sector fund raising

Total contribution in USD: **562,178**
Total contribution in currency: **450** (CHF) • **360,840** (GBP)

Major Donors	USD
Band Aid Charitable Trust	86,651
Lebara Foundation	55,732
Diana Princess of Wales Memorial Fund	24,000





United Arab Emirates

Total contribution in USD: **4,265,207** [RANK 22]

Total contribution in currency: **4,265,207** (USD)

Unrestricted contribution (USD): **346,000** [RANK 24]

Donor ranking per GDP: **21**

Donor ranking per capita: **17**

Private sector fund raising

Total contribution in USD: **299,981**

United States of America

Total contribution in USD: **712,220,805** [RANK 1]

Donor ranking per GDP: **10**

Donor ranking per capita: **10**

USA for UNHCR

Total contribution in USD: **7,052,866**

Major Donors	USD
Church of Latter-day Saints	850,050
Humanity United	561,300
Microsoft Corporation	489,112
Pamela and Pierre Omidyar	400,000
Deborah Berger and William Reeves	250,000
Center for American Progress	184,040
U.N. Foundation (UNFIP)	136,430
Khaled Hosseini	122,875
Jolie-Pitt Foundation	120,000
The mGive Foundation	110,765
Hamed Wardak	100,000
Action for Humanitarian Development	70,400
Linda Porter	70,000
Levi Strauss Foundation	50,000

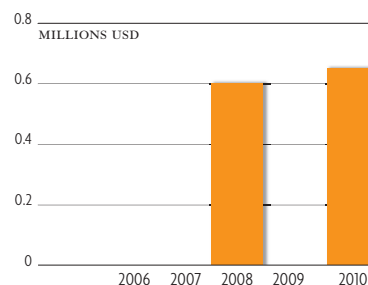
Intergovernmental donors



African Union

Total contribution in USD: **650,000**

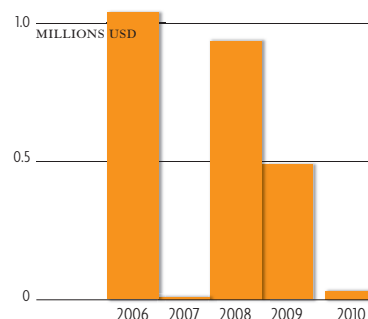
CONTRIBUTIONS TO UNHCR
2006 - 2010



The Council of Europe Development Bank*

Total contribution in USD: **30,101**

Total contribution in currency: **22,125 (EUR)**

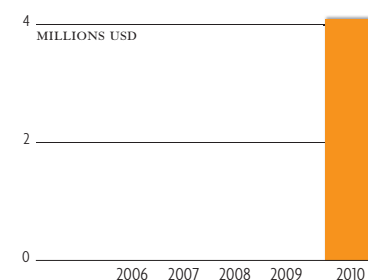


* eur 100,00 was received as a multi-year contribution for 2010-II. USD 30,000 was recorded for 2010.



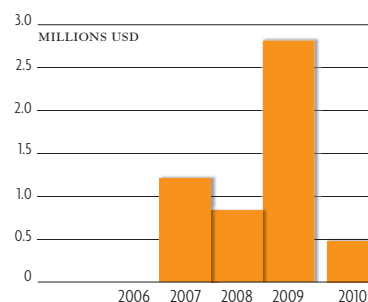
Economic Community of West African States (ECOWAS)

Total contribution in USD: **4,105,198**

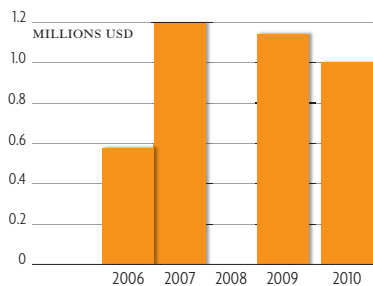
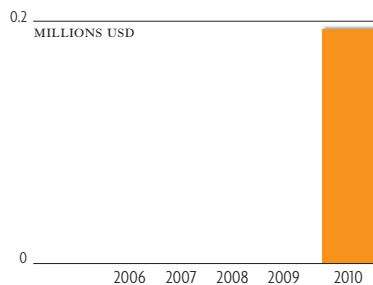
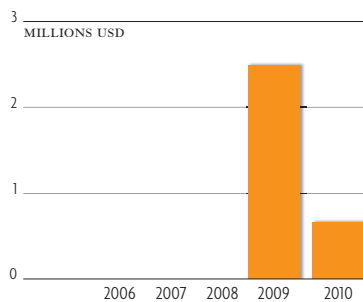


Great Lakes Initiative on HIV/AIDS (GLIA)

Total contribution in USD: **483,088**



CONTRIBUTIONS TO UNHCR
2006 - 2010



Intergovernmental Authority on Development (IGAD)



Total contribution in USD: **659,334**

International Organization for Migration



Total contribution in USD: **194,341**

Total contribution in currency: **110,000 (EUR) • 54,570 (USD)**

OPEC Fund for International Development



Total contribution in USD: **1,000,000**

United Nations donors



Central Emergency Response Fund (CERF)

Total contribution in USD⁽¹⁾: **48,103,626**

⁽¹⁾ Includes usd 2,603,002 that was received from CERF in 2008 and excludes usd 1,503,671 that was received in 2009, but recorded for 2010.



Central Fund for Influenza Action

Total contribution in USD: **1,235,045**



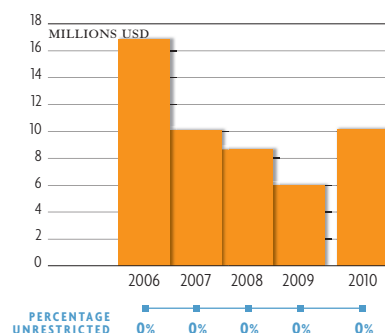
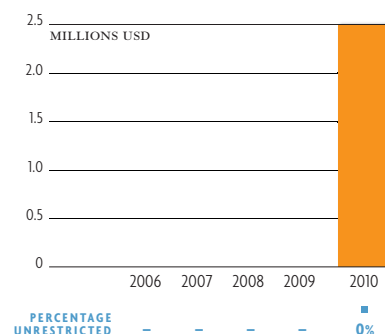
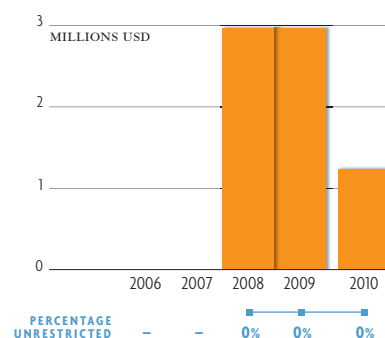
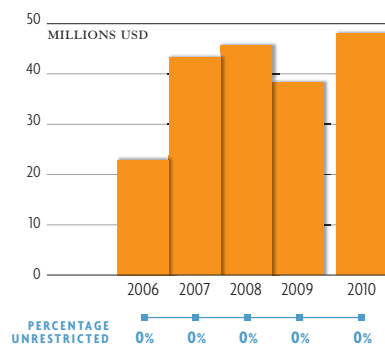
Common Humanitarian Fund for Central African Republic

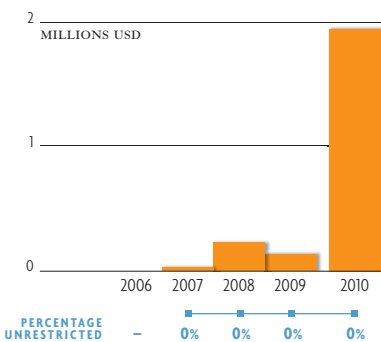
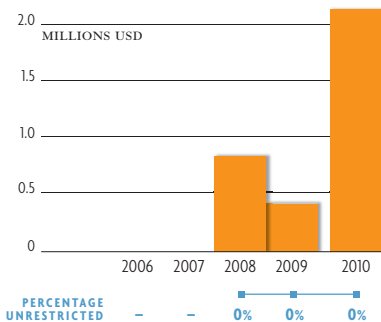
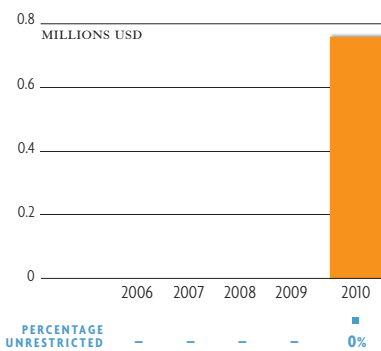
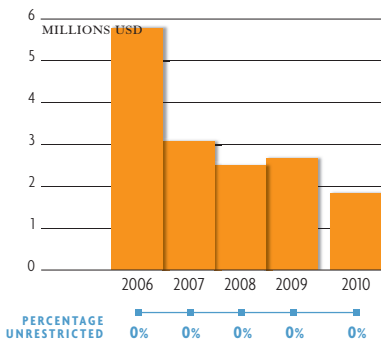
Total contribution in USD: **250,000**



Common Humanitarian Fund for Sudan

Total contribution in USD: **10,179,074**





Common Humanitarian Fund for DRC



Total contribution in USD: **1,828,804**

Stabilization and Recovery Fund in Eastern DRC



Total contribution in USD: **760,024**

UN Delivering as One



Total contribution in USD: **2,168,520**

United Nations Development Programme



Total contribution in USD: **1,968,610**



UNDG Iraq Trust Fund

Total contribution in USD: **823,150**



UN Millennium Development Goals

Total contribution in USD: **1,663,244**



UN High Commissioner for Human Rights

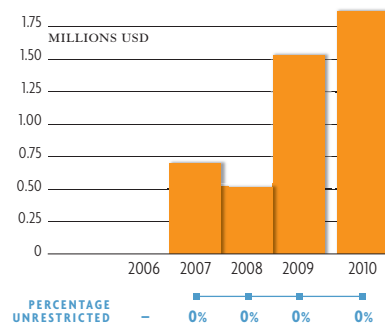
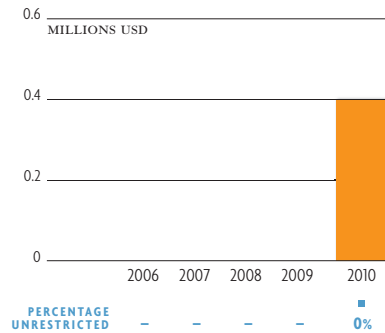
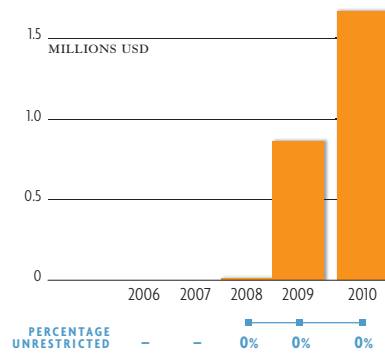
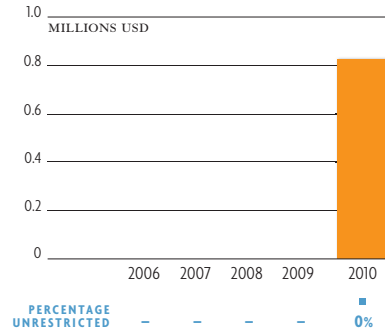
Total contribution in USD: **400,000**



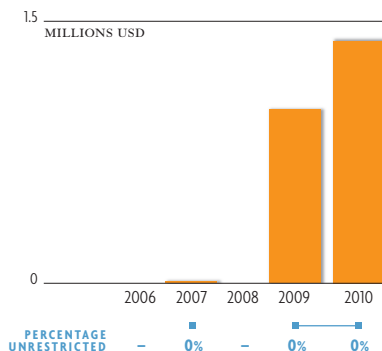
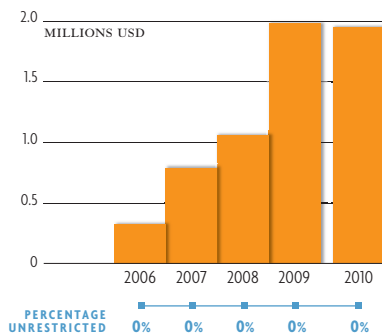
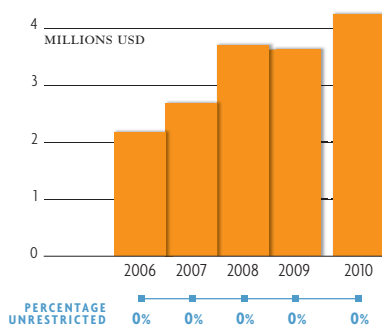
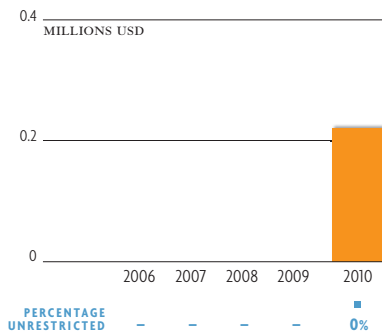
United Nations Peacebuilding Fund

Total contribution in USD: **1,869,719**

CONTRIBUTIONS TO UNHCR 2006 - 2010



CONTRIBUTIONS TO UNHCR
2006 - 2010



United Nations Population Fund



Total contribution in USD: **221,305**

United Nations Programme on HIV and AIDS (UNAIDS)



Total contribution in USD: **4,250,000**

United Nations Trust Fund for Human Security



Total contribution in USD: **1,951,625**

World Food Programme (WFP)



Total contribution in USD: **139,340**