

## Fact sheets on refugees, asylum-seekers, internally displaced people and stateless persons

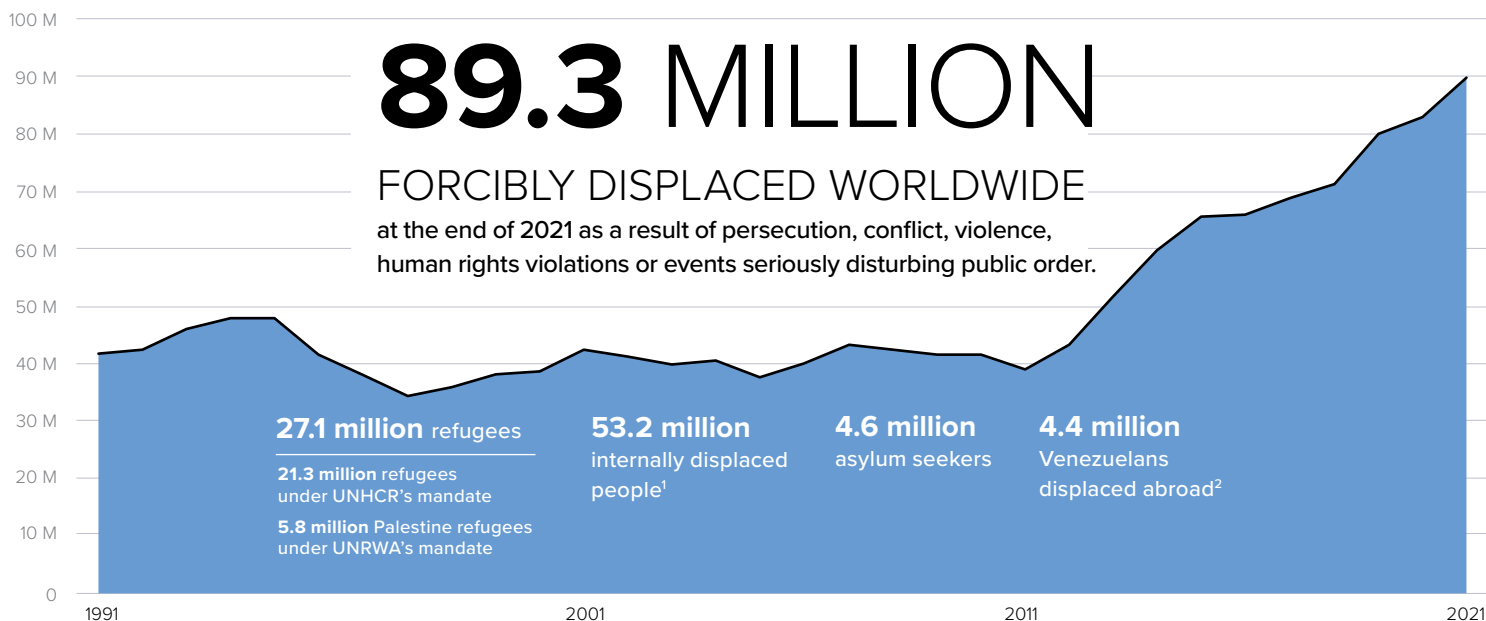
These fact sheets contain the latest data available in UNHCR's Global Trends report on the global situation of refugees, asylum-seekers, internally displaced people and stateless persons for the year 2021.

Once you have a good grasp of basic terminology used to designate the different categories of displaced people and understand the basics of refugee rights in the [Words matter section](#) of UNHCR Teaching About Refugees teaching materials, it will be easy to read and interpret the data in the fact sheets and to use key figures in lesson planning.

All data included in the Teaching About Refugees teaching materials is compiled and verified by UNHCR and is updated regularly to reflect the global situation of forced displacement as accurately as possible.

For more background and data, visit [UNHCR's Global Trends home page](#).

# Trends at a Glance



**83%**

HOSTED IN LOW- AND MIDDLE-INCOME COUNTRIES

Low- and middle-income countries hosted 83 per cent of the world's refugees and Venezuelans displaced abroad.<sup>3</sup> The Least Developed Countries provided asylum to 27 per cent of the total.

**72%**

HOSTED IN NEIGHBOURING COUNTRIES

72 per cent of refugees and Venezuelans displaced abroad lived in countries neighbouring their countries of origin.

**3.8 MILLION**  
REFUGEES HOSTED  
IN TÜRKIYE

Türkiye hosted nearly 3.8 million refugees, the largest population worldwide. Colombia was second with more than 1.8 million, including Venezuelans displaced abroad.

**Türkiye**

3.8 million

**Colombia**

1.8 million

**Uganda**

1.5 million

**Pakistan**

1.5 million

**Germany**

1.3 million

**1 IN 6**

ARE DISPLACED

Relative to their national populations, the island of Aruba hosted the largest number of Venezuelans displaced abroad (1 in 6) while Lebanon hosted the largest number of refugees (1 in 8),<sup>4</sup> followed by Curaçao (1 in 10), Jordan (1 in 14) and Türkiye (1 in 23).<sup>5</sup>

**Aruba**

1 in 6

**Lebanon**

1 in 8

**Curaçao**

1 in 10

**Jordan**

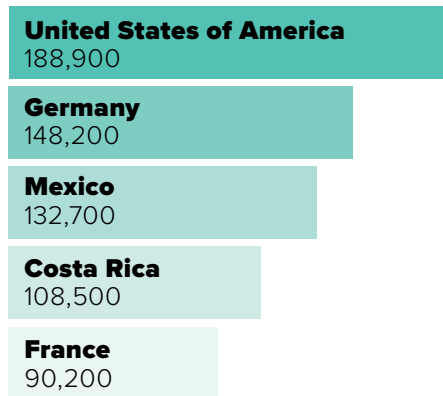
1 in 14

**Türkiye**

1 in 23

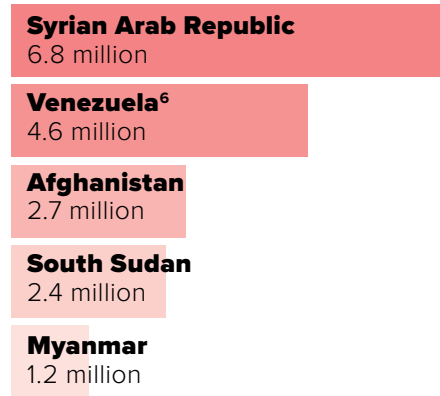
# 1.4 MILLION NEW CLAIMS

The United States of America was the world's largest recipient of new individual applications.



# 69% ORIGINATED FROM JUST FIVE COUNTRIES

More than two-thirds (69 per cent) of all refugees and Venezuelans displaced abroad came from just five countries.



# 6.1 MILLION VENEZUELAN REFUGEES AND MIGRANTS

This figure includes Venezuelan refugees, migrants and asylum seekers reported through the Coordination Platform for Refugees and Migrants from Venezuela.<sup>7</sup>

## SOLUTIONS

# 5.7 MILLION DISPLACED PEOPLE RETURNED

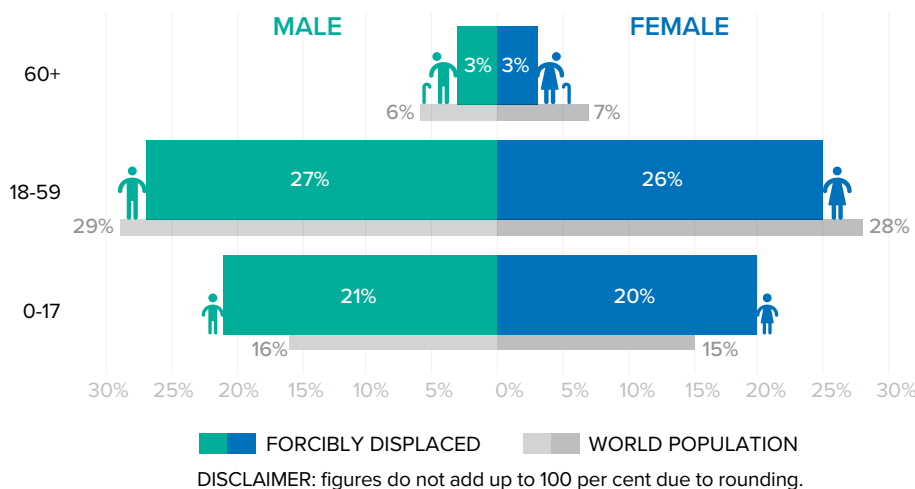
5.7 million displaced people returned to their areas or countries of origin in 2021, including 5.3 million internally displaced people and 429,300 refugees.

# 57,500 REFUGEES RESETTLED

57,500 refugees were resettled in 2021, two-thirds more than in the previous year (34,400), according to government statistics. UNHCR submitted 63,200 refugees to States for resettlement.

## DEMOGRAPHICS OF PEOPLE WHO HAVE BEEN FORCIBLY DISPLACED

Children account for 30 per cent of the world's population, but 41 per cent of all forcibly displaced people.<sup>8</sup>



- 1 Source: Internal Displacement Monitoring Centre
- 2 This number excludes Venezuelan asylum seekers and refugees.
- 3 See [Classifying refugee host countries by income level](#)
- 4 When the 483,000 Palestine refugees registered with UNRWA living in Lebanon are included, this proportion increases to one in five.
- 5 In addition, Lebanon hosted 483,000 and Jordan 2.3 million Palestine refugees under UNRWA's mandate.
- 6 This is the number of Venezuelan refugees and Venezuelans displaced abroad.
- 7 See the [Coordination Platform for Refugees and Migrants from Venezuela](#).
- 8 Sources: Estimation of IDP demographics (IDMC); Palestine refugees under UNRWA's mandate (UNRWA); Refugees, people in a refugee-like situation, asylum seekers and Venezuelans displaced abroad are based on the available data (UNHCR) and World Population estimates (UN Department of Economic and Social Affairs).