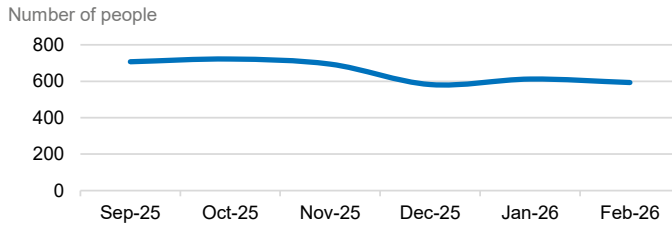


Serbia

February 2026

Asylum-seekers and migrants - presence*

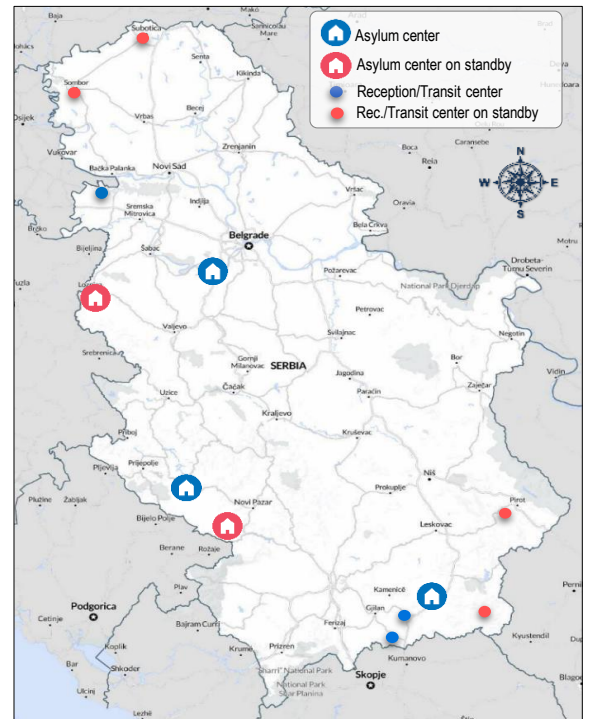
Overall presence



The number of new entries in government centers – February: **295**
 The number of new entries in government centers – 2026: **644**

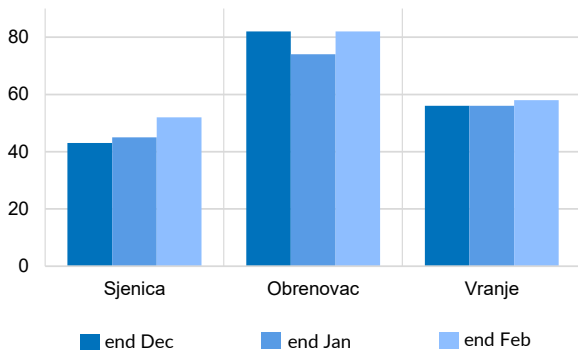
Total occupancy of government centers – end February: **275**
 Total occupancy of government centers – end January: **293**

Total of unaccompanied children in centers - end February: **5**
 Total of unaccompanied children in centers - end January: **26**

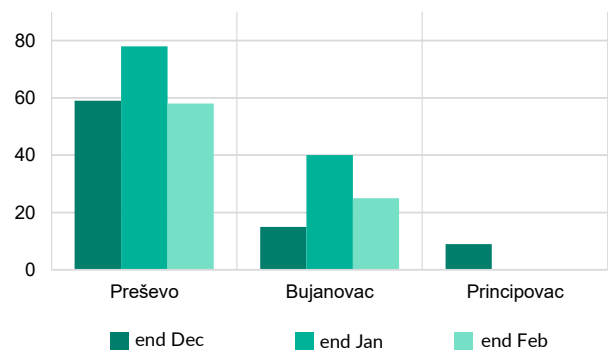


Occupancy of Asylum and Reception/Transit Centers*

Asylum centers

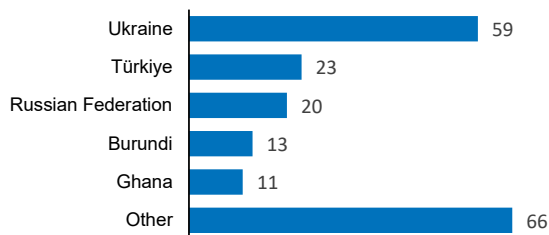


Reception/Transit centers



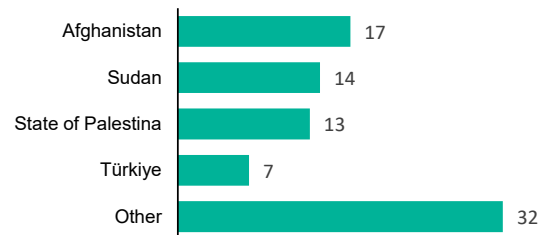
Presence in Asylum Centers by nationality¹

February 2026



Presence in Transit Centers by nationality¹

February 2026



¹ Claimed nationality as the persons on the move are undocumented

Asylum and Temporary Protection*

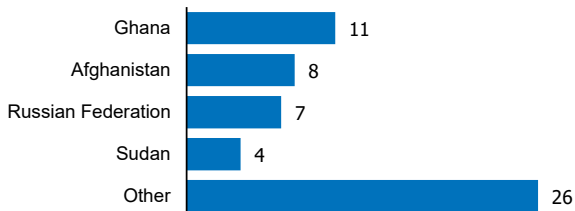
	2021	2022	2023	2024	2025	Jan.-Feb. 2026	% of 2026 Intentions
Intentions to seek asylum	2,306	4,181	1,654	850	626	56	
Applications for asylum submitted	174	320	196	219	132	29	52%
Persons granted refugee status or subsidiary protection	14	30	9	7	7	0	0%
Negative decisions (rejected or refused)	60	65	59	83	123	12	21%
Suspended cases ¹	73	258	115	113	87	18	32%

¹ Persons who left asylum procedure


	2022	2023	2024	2025	Jan.-Feb. 2026
Temporary protection (persons fleeing Ukraine)	1,115	1,145	1,084	1,253	57

Persons granted protection in Serbia (Refugee Status Determination) - **TOTAL 260**

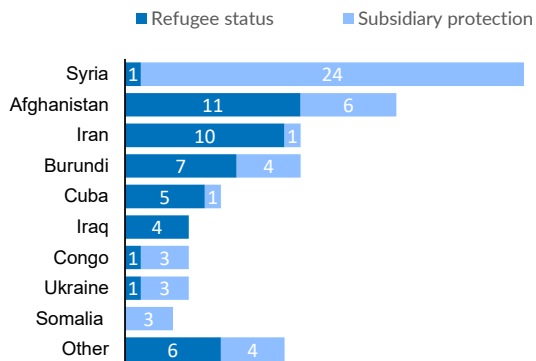
Asylum intentions | 2026



Asylum applications | 2026

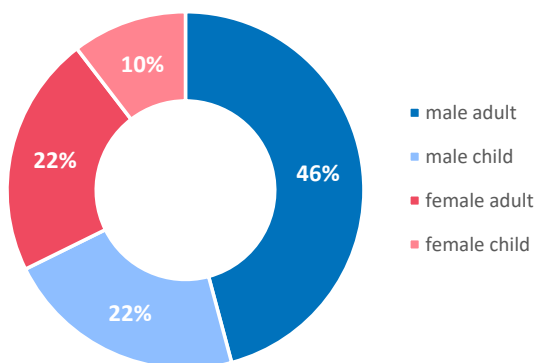


Positive decisions by Nationality | 2020-2026



Positive decision by age and sex | 2020-2025

The data is updated annually

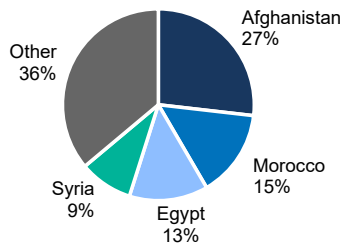


Positive decisions by Nationality 2009-2026			
Nationality	Refugee status	Subsidiary protection	TOTAL
Syria	7	42	49
Libya	8	39	47
Afghanistan	23	12	35
Iran	21	2	23
Ukraine	7	12	19
Iraq	9	7	16
Cuba	12	1	13
Burundi	8	4	12
Somalia	0	7	7
Sudan	5	0	5
Congo	1	3	4
Pakistan	1	3	4
Cameroon	3	1	4
Ethiopia	0	3	3
Russia	3	0	3
Nigeria	1	1	2
Stateless	2	0	2
Türkiye	2	0	2
Other	6	4	10
TOTAL	119	141	260

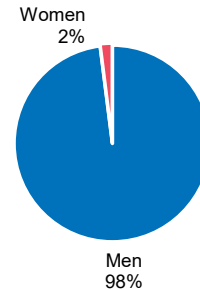
* Asylum statistics are provided by the Ministry of Interior

UNHCR profiling*

Profiled by Nationality | 2025

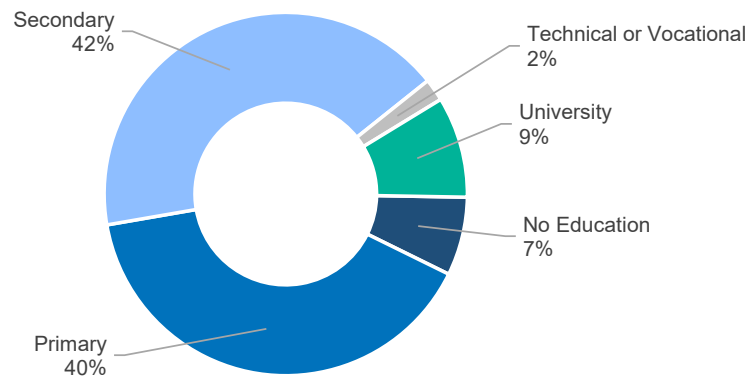


Profiled by Gender | 2025



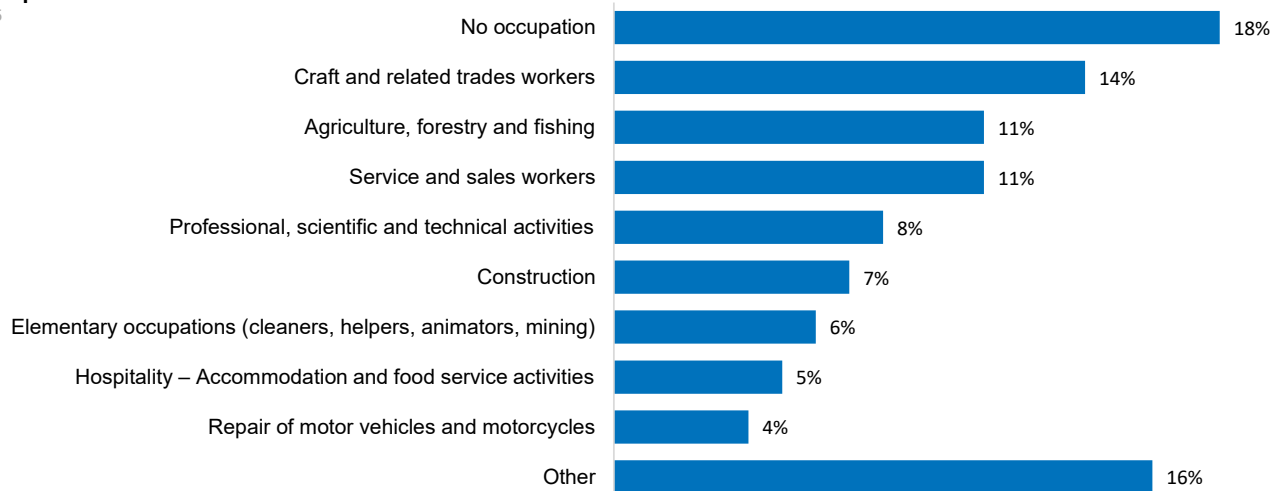
Level of education

2025



Occupations

2025



* Information based on findings of UNHCR staff