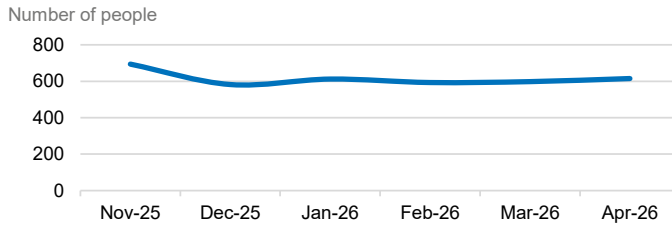


# Serbia

April 2026

## Asylum-seekers and migrants - presence\*

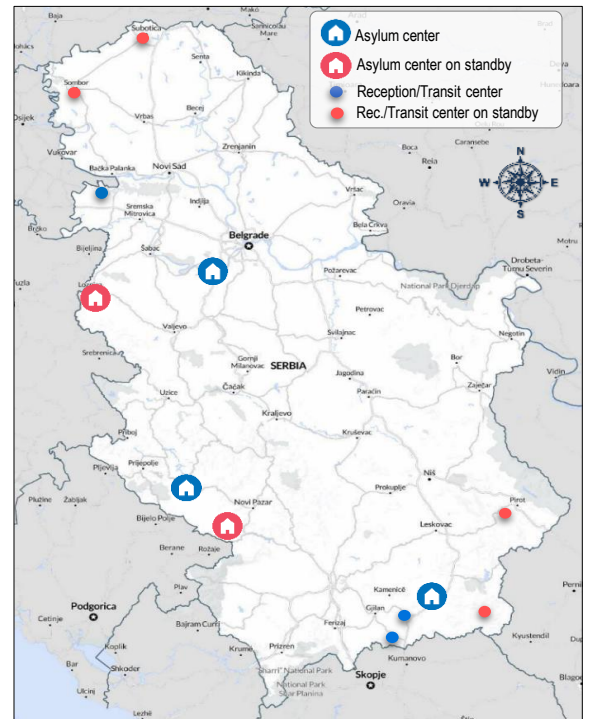
### Overall presence



The number of new entries in government centers – April: **430**  
 The number of new entries in government centers – 2026: **1,413**

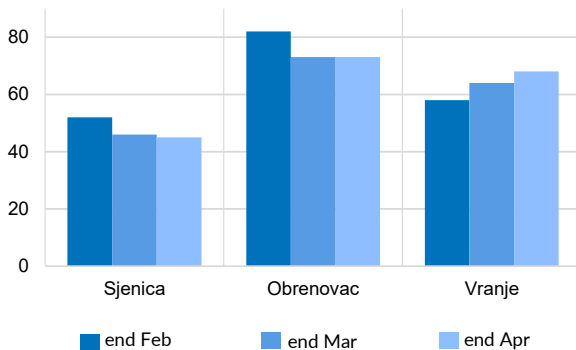
Total occupancy of government centers – end April: **294**  
 Total occupancy of government centers – end March: **277**

Total of unaccompanied children in centers - end April: **4**  
 Total of unaccompanied children in centers - end March: **11**

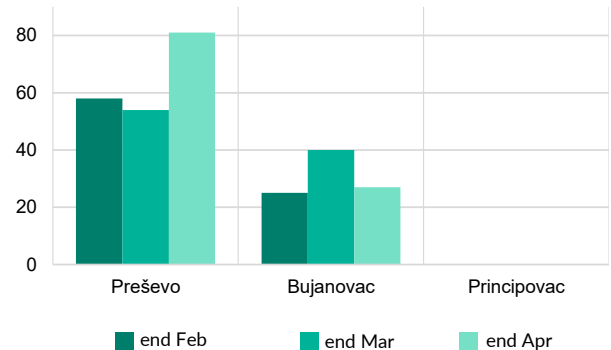


## Occupancy of Asylum and Reception/Transit Centers\*

### Asylum centers

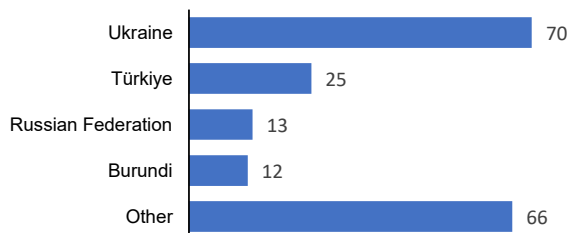


### Reception/Transit centers



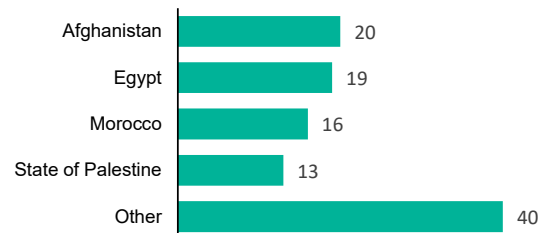
### Presence in Asylum Centers by nationality<sup>1</sup>

April 2026



### Presence in Transit Centers by nationality<sup>1</sup>

April 2026



<sup>1</sup> Claimed nationality as the persons on the move are undocumented

## Asylum and Temporary Protection\*

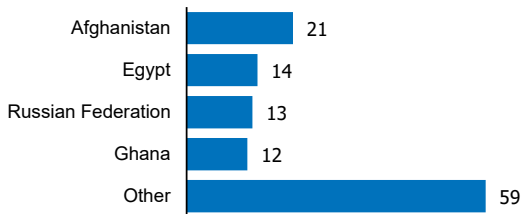
	2021	2022	2023	2024	2025	Jan.-Apr. 2026	% of 2026 Intentions
Intentions to seek asylum	2,306	4,181	1,654	850	626	129	
Applications for asylum submitted	174	320	196	219	132	59	46%
Persons granted refugee status or subsidiary protection	14	30	9	7	7	4	3%
Negative decisions	60	65	59	83	123	18	14%
Suspended cases <sup>1</sup>	73	258	115	113	87	31	24%

<sup>1</sup> Persons who left asylum procedure

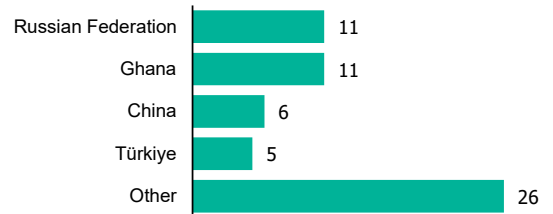
	2022	2023	2024	2025	Jan.-Apr. 2026
Temporary protection (persons fleeing Ukraine)	1,115	1,145	1,084	1,253	941

Persons granted protection in Serbia (Refugee Status Determination) - **TOTAL 264**

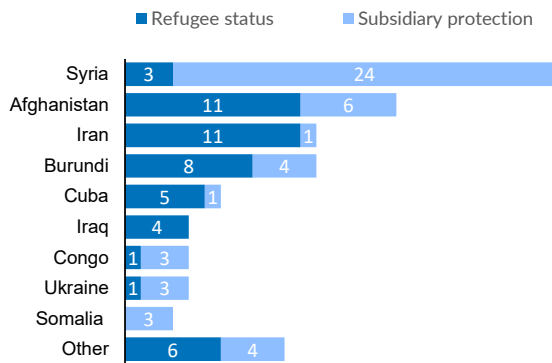
### Asylum intentions | 2026



### Asylum applications | 2026

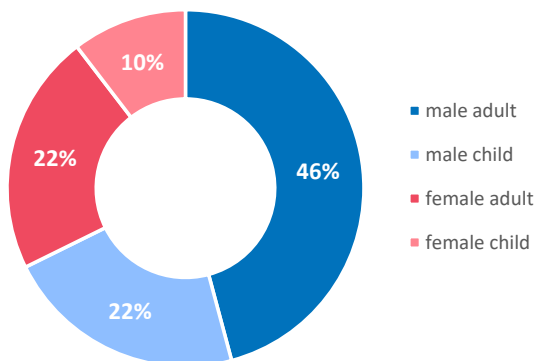


### Positive decisions by Nationality | 2020-2026



### Positive decision by age and sex | 2020-2025

The data is updated annually

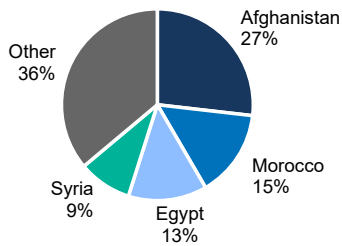


Positive decisions by Nationality   2009-2026			
Nationality	Refugee status	Subsidiary protection	TOTAL
Syria	9	42	51
Libya	8	39	47
Afghanistan	23	12	35
Iran	22	2	24
Ukraine	7	12	19
Iraq	9	7	16
Cuba	12	1	13
Burundi	9	4	13
Somalia	0	7	7
Sudan	5	0	5
Congo	1	3	4
Pakistan	1	3	4
Cameroon	3	1	4
Ethiopia	0	3	3
Russia	3	0	3
Nigeria	1	1	2
Stateless	2	0	2
Türkiye	2	0	2
Other	6	4	10
<b>TOTAL</b>	<b>123</b>	<b>141</b>	<b>264</b>

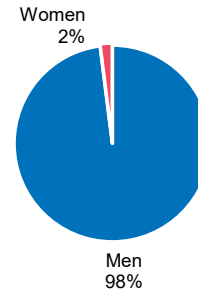
\* Asylum statistics are provided by the Ministry of Interior

## UNHCR profiling\*

### Profiled by Nationality | 2025

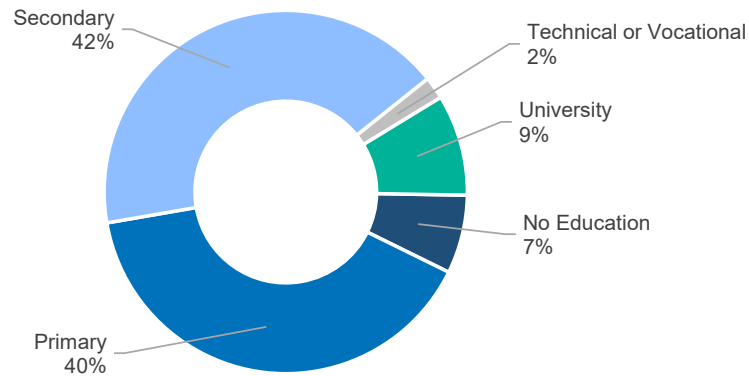


### Profiled by Gender | 2025



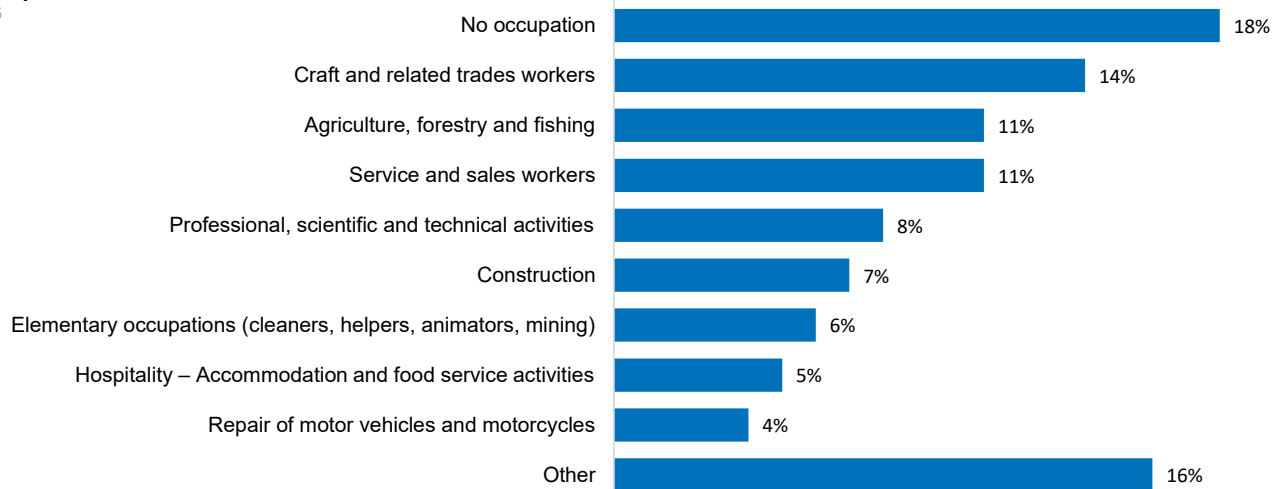
### Level of education

2025



### Occupations

2025



\* Information based on findings of UNHCR staff