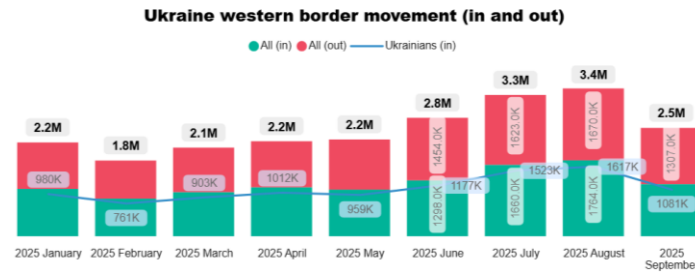


Since mid-March 2022, UNHCR and its local NGO partners Right to Protection (R2P), NEEKA, and The Tenth of April (TTA), have conducted [border monitoring at 30 crossing points](#) between Ukraine and Poland, Slovakia, Hungary, Romania and Moldova.

The monitoring findings are based on individual interviews conducted with people crossing the border, both those entering and exiting Ukraine and other observations made by the border monitors. As of 2025, a revised monitoring tool was deployed.



Key cross-border mobility trends

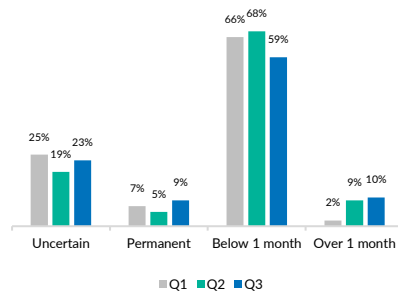
- In the first three quarters of 2025, the overall levels of cross-border mobility increased quarter by quarter, from just below 6 million crossings in Q1, to over 7.2 million in Q2, reaching over 9.2 million in Q3.
- Q3/2025 saw a continued increase in cross-border mobility in July and August, peaking at 3.4 million crossings, followed by a steep decline of 900K of crossings in September. These Q3 trends mirror those of 2024. The overall number of crossings in Q3/2024 was 600K below this year's trends.
- While Q3/2025 started with a net inflow of 131K in July and August, a net outflow of 97K was observed in September. This also aligns with the patterns of Q3/2024.

In Q1 - Q3 of 2025, monitors conducted [16,910 individual interviews](#) at the borders. Of those 80% were departing, and 20% were entering Ukraine.

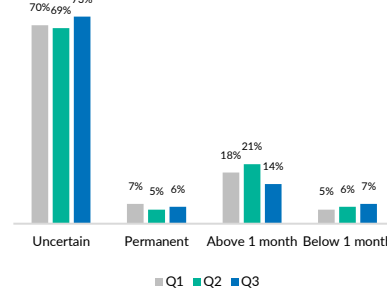
Entering Ukraine: 3,327 interviews were conducted with people entering Ukraine in the first nine months of 2025. Of those, 80% were female and 19% were male respondents. 14% were above the age of 60 years.

Departing Ukraine: 13,583 interviews were conducted with people departing Ukraine. 72% of respondents were female and 28% male. 11% of respondents were above 60 years.

Intended duration of stay in Ukraine Q1 to Q3 2025



Intended duration of stay abroad Q1 to Q3 2025



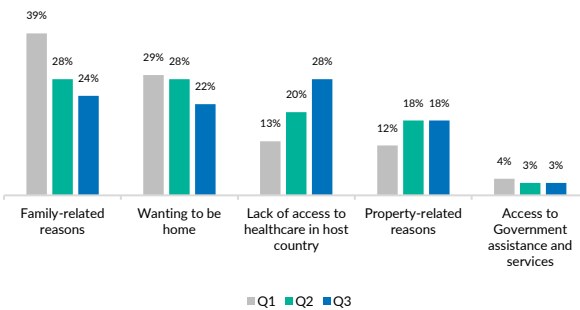
Border monitoring trends: Returns to Ukraine – Q1 to Q3 2025

- In Q3/2025, returns to Ukraine due to [struggles to access health care in host countries](#) (28%), surpassed, family-related reasons (24%), the desire wanting to be home (22%) and the need to check on property left behind (18%). 3% indicated that they are coming to Ukraine to access Government assistance and services.
- In terms of intended duration of stay in Ukraine, short-term stays remained most prevalent in Q3/2025 with [59% saying they intend to stay in Ukraine for less than one month](#), 7% and 9% lower respectively compared to Q1 and Q2, while stays over month continued to slightly increase to 10% in Q3, alongside increases in permanent stays reaching 9%. 23% of respondents was uncertain about the duration of stay, an increase by 4% compared to Q2.

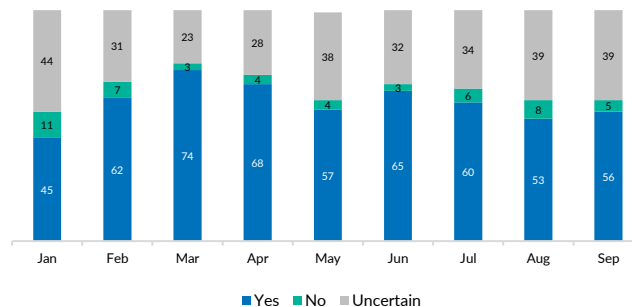
Border monitoring trends: Departures from Ukraine – Q1 to Q3 2025

- 19% of respondents said they were [departing Ukraine for the first time](#) since 24 February 2022. 15% are reportedly departing to seek safety abroad, an increase by 3% from Q2.
- 8% of respondents said they were [internally displaced prior to departing Ukraine](#). For 20% of them, this contributed to their decision to leave Ukraine.
- Nearly all respondents noted safety and security concerns as a main [reason for their departure](#) throughout the year. While in Q1, the second most important reason for departing was the lack of electricity, in Q2 and Q3 occupation of homes was more relevant. Of note is the increase of mobilization-related fears as a reason for departure in Q3, peaking in September at over 8%.
- 73% of respondents were unsure about the [period of their stay abroad](#). 6% of respondents intended to stay abroad permanently. Unlike for those who return to Ukraine, short-term stays abroad are less popular reported at 7%.
- 56% indicate that they [intend to return to Ukraine should the situation stabilize](#), a decrease by 7% from Q2. Nearly one third of respondents, 37%, was unsure and 6% indicated that they would not return, even should the situation stabilize aligning with the 6% of those who reportedly departed Ukraine permanently.
- [Improvements in the security situation remains the dominant factor influencing return decisions](#) for 51% of respondents, followed by access to job opportunities and a stabilization of the energy situation back home, reported by 23% and 22% of respondents respectively. The cut or closure of assistance programmes in host countries was a factor for returns for 1% of respondents. While this factor was reported at 4% in Q1, it dropped to 1% already in Q2.

Main reasons for returning to Ukraine Q1 to Q3 2025



Intention to return should the situation stabilize January to September 2025



The border monitoring teams provide information, legal assistance, protection counselling and social support to people leaving Ukraine to seek international protection as well as to those returning to Ukraine. From January to September 2025, over [7,300 people received support at the borders](#).