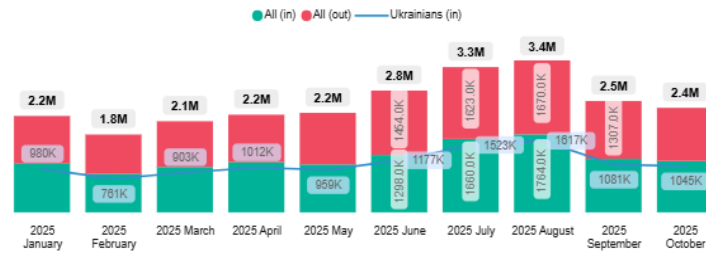


Since mid-March 2022, UNHCR and its local NGO partners Right to Protection (R2P), NEEKA, and The Tenth of April (TTA), have conducted [border monitoring at 30 crossing points](#) between Ukraine and Poland, Slovakia, Hungary, Romania and Moldova.

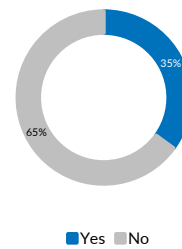
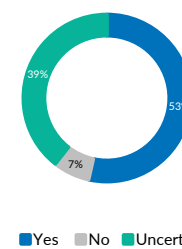
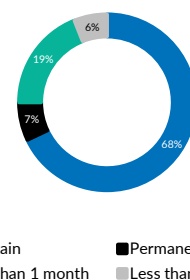
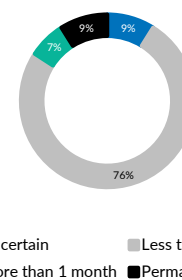
The monitoring findings are based on individual interviews conducted with people crossing the border, both those entering and exiting Ukraine and other observations made by the border monitors. As of 2025, a revised monitoring tool was deployed.

**Ukraine western border movement (in and out)**

**Key cross-border mobility trends**

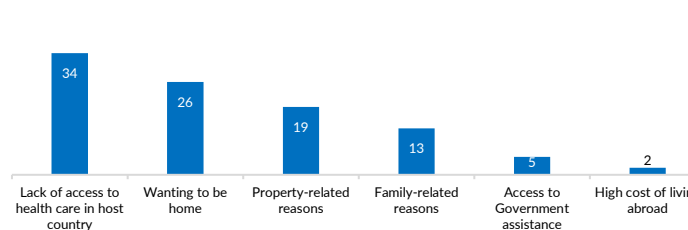
- In October 2025, approximately 2.4 million border crossings were recorded, representing a decrease of nearly 100K compared to September and a continuation of the anticipated seasonal decline in cross-border mobility.
- The cross-border mobility in October 2025 was at a similar rate to October 2024. Outbound movements prevailed, with a net outflow of 40K, which is 15K more than in October 2024.
- While cross-border mobility patterns in 2025 have generally mirrored 2024 trends so far, in 2025, there have been on average some 200K more crossings per month than in 2024.

**Border monitoring trends for October 2025: Departures from Ukraine**

- 35% of respondents said they were [departing Ukraine for the first time](#) since 24 February 2022 (9% and 17% increase compared to September and August, respectively), marking the highest figure since the beginning of 2025 to date. 18% departed reportedly to seek safety abroad (2% increase from September).
- Almost 9% of respondents were [internally displaced prior to departing Ukraine](#). Of those, 26% said that this influenced their decision to leave.
- 97% of those interviewed noted security concerns as a main reason for their departure. Fear of conscription was the second most frequently mentioned reason, reported by nearly 16% of respondents—almost double the figure recorded in September. [Problems with electricity \(almost 14%\) and heating \(9%\) followed - the first rise in departures of people citing energy-related reasons since January](#). Military occupation of areas of residence was mentioned by less than 3%. Lack of adequate housing and ruined infrastructure were each cited by less than 2% of respondents.
- 68% of surveyed individuals were unsure about the [duration of their stay abroad](#) (4% less than in September). 19% planned to stay 1-12 months (4% increase compared to September), while 6% reported their plans to stay less than a month, and 7% to stay abroad permanently – the same figures as in September.
- 53% of respondents indicated their [intention to return to Ukraine](#) should the situation stabilize (3% decrease compared to September), while 39% were unsure and 7% stated that they would not return, reflecting the share of those planning to remain abroad permanently. 47% the respondents mentioned that the main factor for their return would be an improvement of the security situation, while stabilization of the access to electricity and access to livelihoods were mentioned by 25% and 24% respectively.

 First-time departure since Feb 2022  
 October 2025

 Intention to return should the situation stabilize  
 October 2025

 Intended duration of stay abroad  
 October 2025

 Intended duration of stay in Ukraine  
 October 2025

**Border monitoring trends for October 2025: Returns to Ukraine**

- 76% of respondents reported planning a short-term [stay in Ukraine](#) of less than one month – a 16% increase compared to September and the highest number reporting short-term stays this year. 9% were uncertain about the length of stay, which is 14% decrease compared to September. 7% planned to stay 1–12 months (a 5% decrease). 9% intended to return permanently (2% increase).
- Limited access to healthcare in the host country was the primary [reason for return to Ukraine](#) mentioned by 34% of respondents. This was followed by homesickness and the need to check on property each mentioned by 26% and 19%, respectively. Other reported reasons included family-related reasons (13%), access to government services (5%), high cost of living abroad (2%), access to labour market in Ukraine (1%) and uncertainty regarding legal status abroad (1%).

 Top reasons for returning to Ukraine  
 October 2025


In October 2025, monitors conducted [2,051 individual interviews](#) at the borders. Of those 80% were departing, and 20% were entering Ukraine.

**Entering Ukraine:** 430 interviews were conducted with people entering Ukraine in October 2025. Of those, 74% were female and 26% were male respondents. 22% of respondents were above the age of 60 years.

**Departing Ukraine:** 1,621 interviews were conducted with people departing Ukraine. 67% of respondents were female and 33% male. 13% of respondents were above 60 years.

**Reporting by the State Border Guard Service of Ukraine**

- In October 2025, the SBGS reported illegal border-crossing schemes and the interception of men of conscription age attempting to cross the border irregularly. Reportedly, cost per person for the irregular crossing route ranged from USD 4K to 12K.
- One [case](#) involved a newly married couple of a husband accompanying his wife, who lives with a disability. They wanted to cross the border two months into marriage. Further verification revealed that the woman had left the country two years ago accompanied by a different man whom she divorced. The ex-husband never returned to Ukraine. The situation was qualified as abusive of the legislation providing exemptions for border crossing.
- The SBGS [published](#) information about the gradual implementation of the new Entry/Exit System (EES) in the EU since 12 October 2025, which reportedly increases waiting times and queues at BCPs.

In October 2025, UNHCR partners, R2P, NEEKA and TTA, conducted 259 monitoring visits to the monitored BCPs. During these visits, [UNHCR's partners provided different forms of support to 754 individuals](#). This support included counselling of 642 people, provision of legal assistance to 156 people, while 29 persons received social accompaniment and 23 persons were provided with transportation services.