RTG/MOI-UNHCR Verified Refugee Population

Thailand Border Operation - Information Management Unit, Bangkok

UNHCR THAILAND MULTI-COUNTRY OFFICE
as of 30 June 2023

Total Verified Refugee Population*

** Verification Exercise conducted from Jan-Apr 2015 and subsequent data changes to-date. Under reverification*

91,337

Registered population **43,865**

Unregistered population **47,427**

	REG	URG	Total
Ban Mai Nai Soi	5,451	2,405	7,856
Ban Mae Surin	445	1,503	1,948
Mae Ra Ma Luang	3,939	5,811	9,750
Mae La Oon	4,792	4,090	8,882
Mae La	15,681	18,676	34,357
Umpiem	4,741	5,707	10,448
Nu Po	4,337	4,885	9,222
Ban Don Yang	1,619	1,039	2,658
Tham Hin	2,860	3,356	6,216

Breakdown by Age and Gender

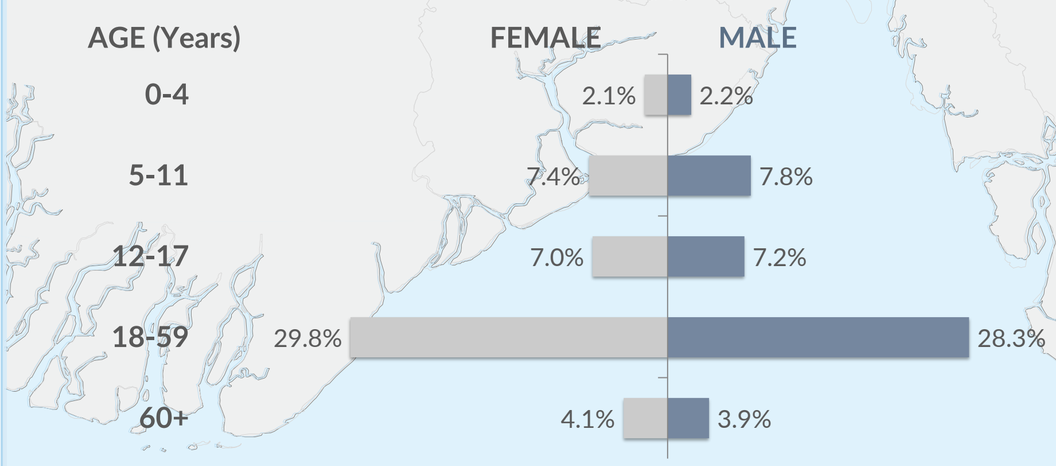

Breakdown by Main States/Regions of Origin

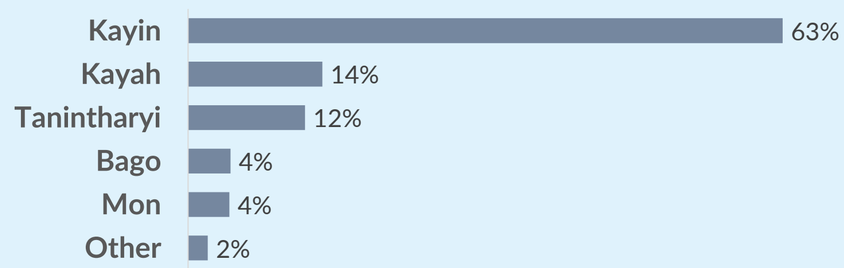

Breakdown by Ethnicity

Breakdown by Religion

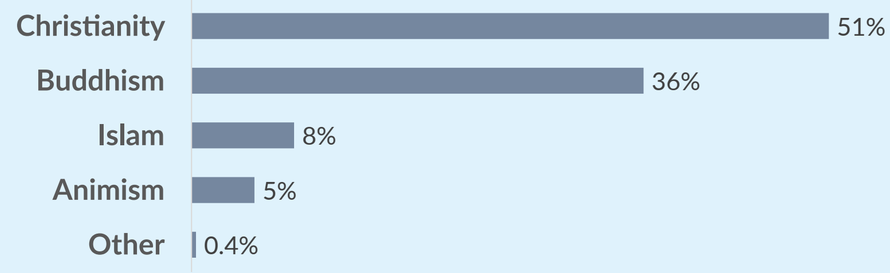

MYANMAR

LEGEND

- Refugee camp
- UNHCR Regional Bureau
- UNHCR Multi-Country Office
- UNHCR Field Office

The boundaries and names shown and the designations used on this map do not imply official endorsement or acceptance by the United Nations