



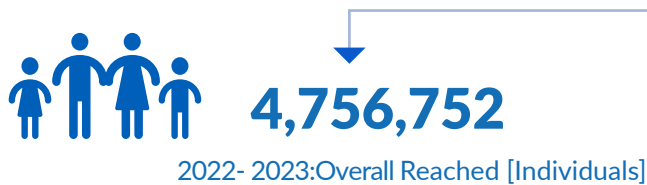
Assistance Delivered by UNHCR One Year Into the war

The pace and scale of the humanitarian crisis that followed Russia's full-scale invasion of Ukraine on 24 February 2022 was unprecedented and required UNHCR to quickly launch an emergency response and continue adapting to ensure it prioritised the people who needed our support the most, at any point in time. UNHCR worked to support and complement the Ukrainian authorities' response by providing protection services, emergency shelter and housing support, and cash and in-kind assistance.

Since the start of the emergency, UNHCR has designed and delivered its programmes to address immediate humanitarian needs and emerging protection challenges, while simultaneously strengthening national and local capacities. UNHCR concluded Memorandums of Understanding with three central Ministries and seven with Oblast Administrations during 2022 and partnered with 12 local and five international NGOs. UNHCR also supported 200 local community based organizations and supported the creation of a network of more than 150 outreach facilitators. Within the inter-agency response, UNHCR is leading three humanitarian clusters - Protection, Shelter and Non-Food Items (NFI) and the Cluster for Coordination and Administration in Collective Centers.

OVERALL ASSISTED POPULATION

ASSISTED POPULATION BY SECTOR



1,348,777

Individuals reached by Protection



1,918,477

Individuals reached by Non-Food Items



1,132,529

Individual reached by Multi-Purpose Cash Assistance



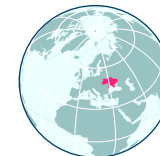
182,231

Individuals supported with Shelter and Housing



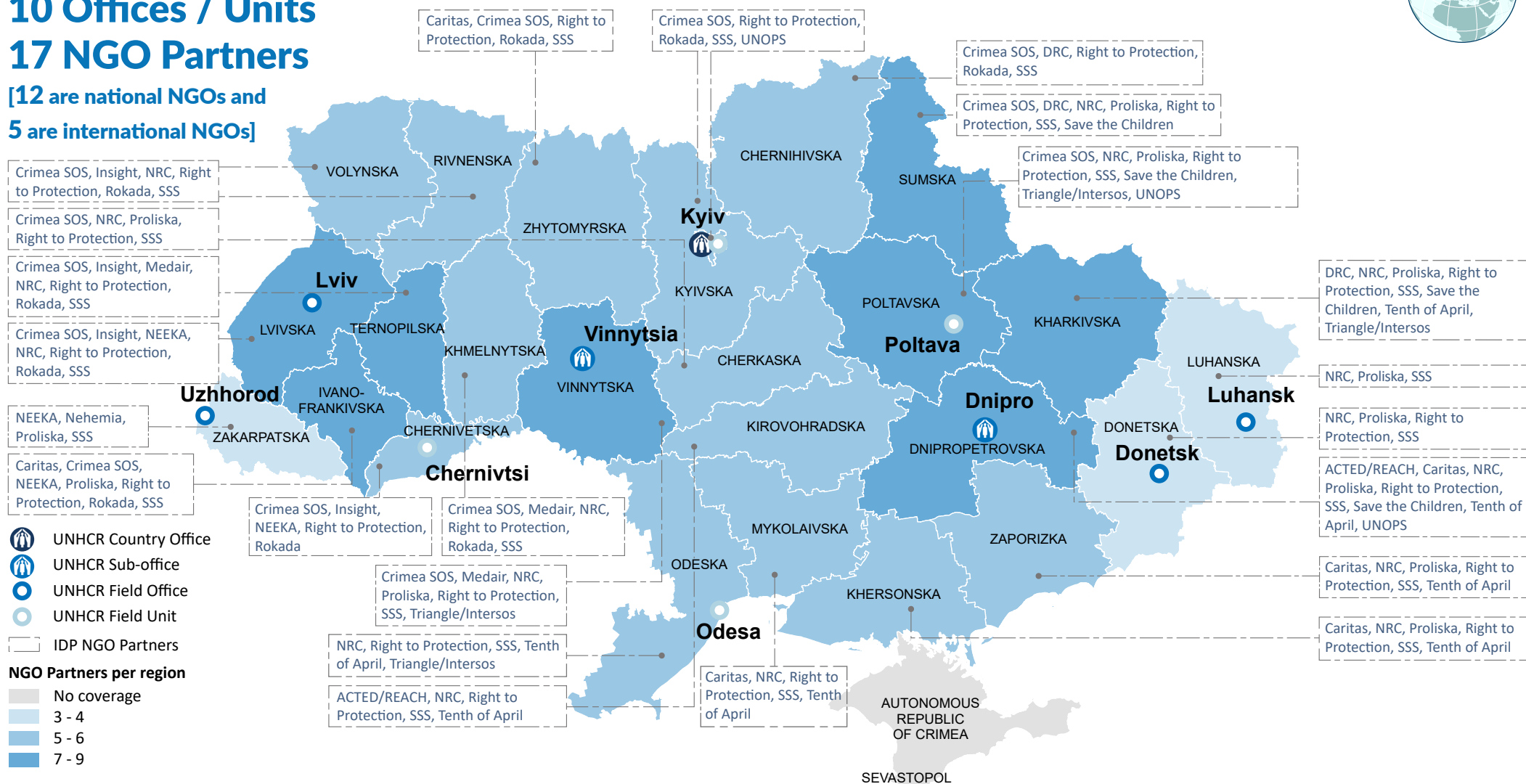
174,738 in 430 CCs

Individuals reached by CCCM



10 Offices / Units 17 NGO Partners

[12 are national NGOs and
5 are international NGOs]



The boundaries and names shown and the designations used on this map do not imply official endorsement or acceptance by the United Nations.



PROTECTION: KEY FIGURES

Date of Report: 24 February 2022 - 31 January 2023



1,348,777

2022- 2023: Overall Reached



1,239,401

2022 # Beneficiaries

109,376

2023 # Beneficiaries [Jan]



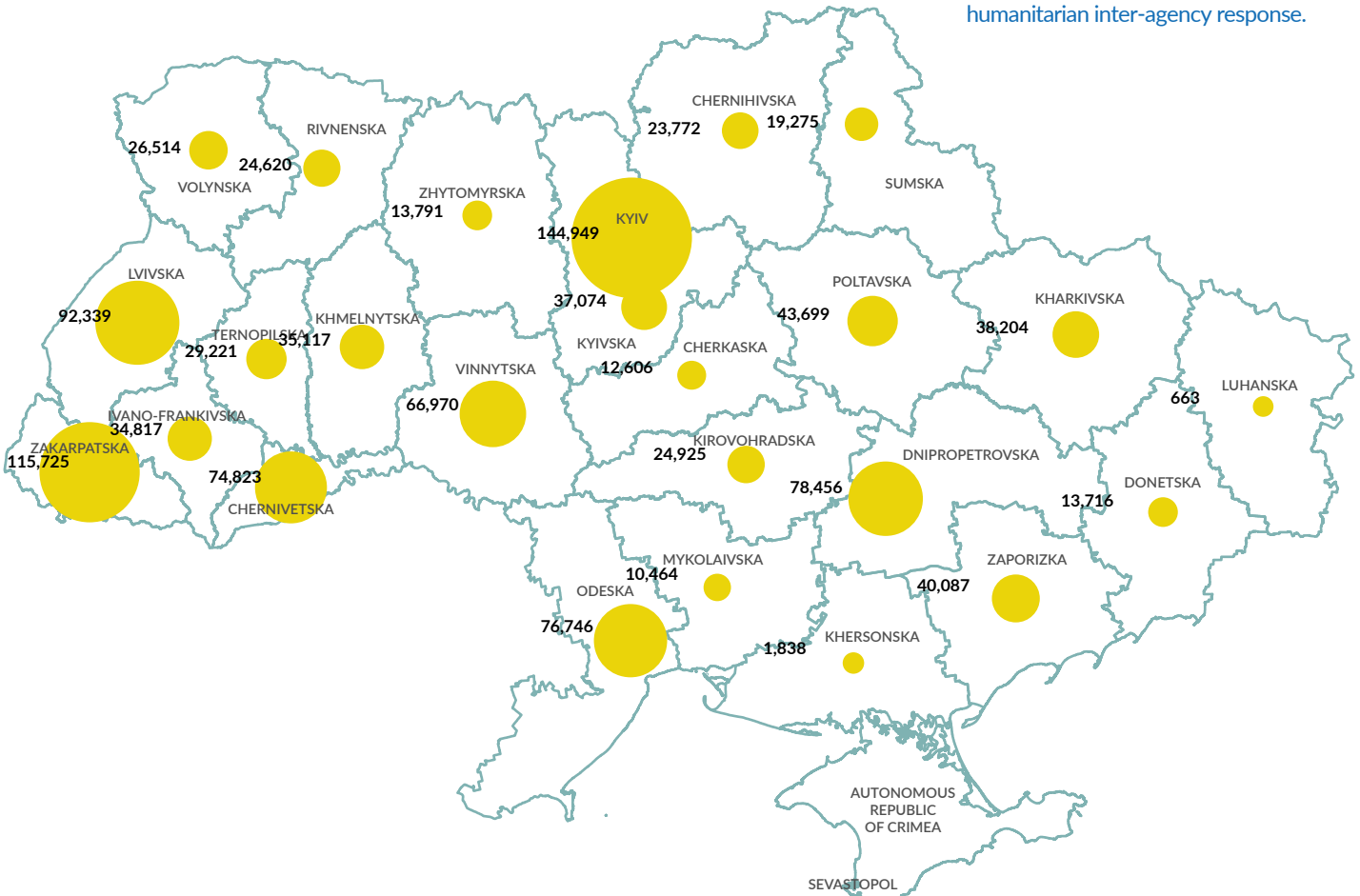
Delivered with 13

of Partners



17.7%

In 2022, UNHCR and its partners provided protection support to 1.2 M people out of the 7.3 M supported by all protection Cluster partners, making UNHCR the second largest provider of protection services in the humanitarian inter-agency response.





Non-Food Items (NFIs) : KEY FIGURES

Date of Report: 24 February 2022 - 23 February 2023



1,918,477

2022- 2023: Overall Reached



1,778,452

2022 # Beneficiaries

140,025

2023 # Beneficiaries [Jan-23 Feb]



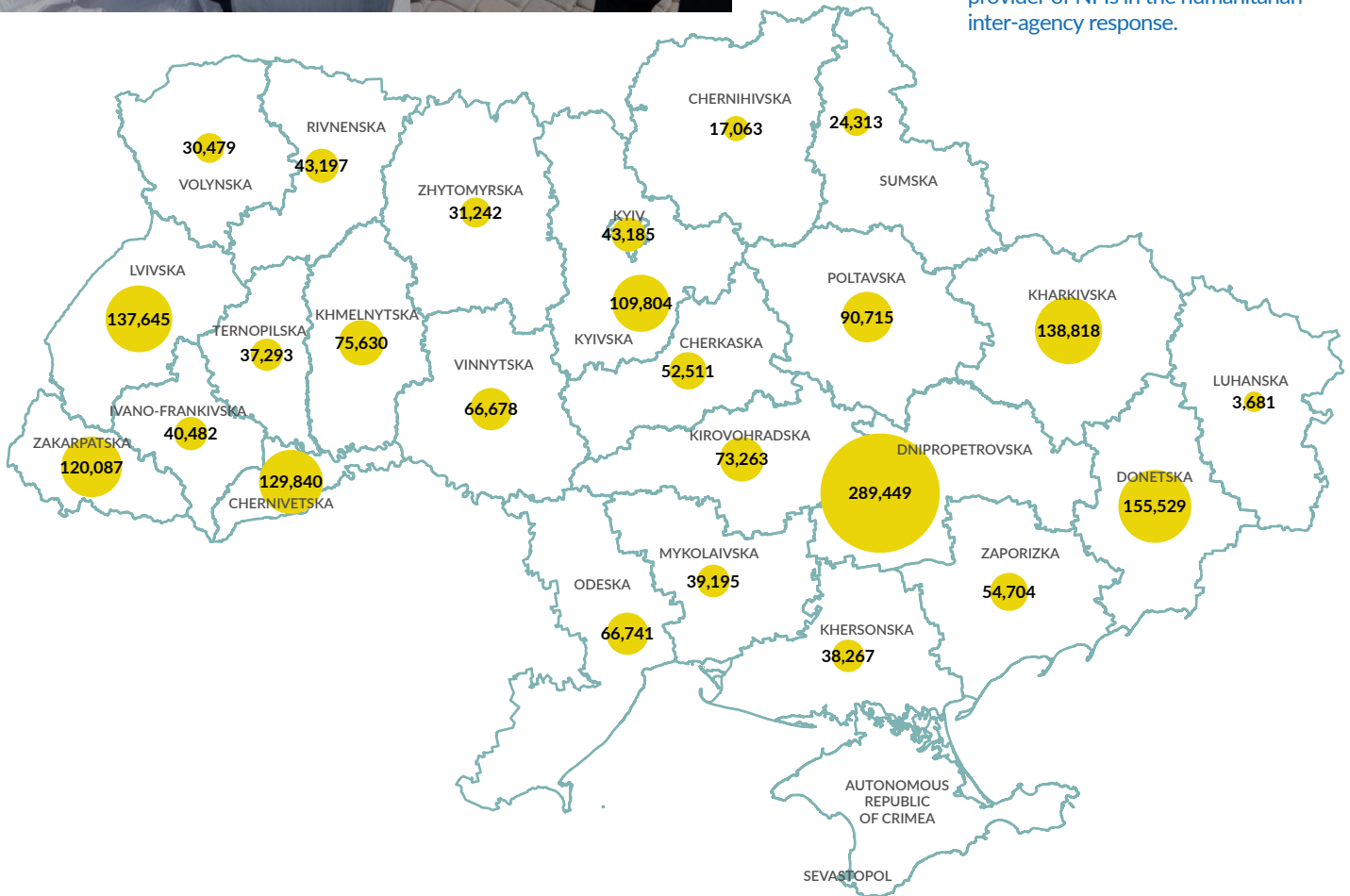
Delivered with 9

of Partners



49.7%

In 2022, UNHCR and its partners provided Non-Food Items to 1.78 M people out of the 3.57 M supported by all NFI Cluster partners, making UNHCR the largest provider of NFIs in the humanitarian inter-agency response.



Shelter and Housing : KEY FIGURES

Date of Report: 24 February 2022 - 23 February 2023



182,231

2022- 2023: Overall Reached



164,129

2022 # Beneficiaries

18,102

2023 # Beneficiaries
[Jan-23 Feb]



Delivered with 8

of Partners

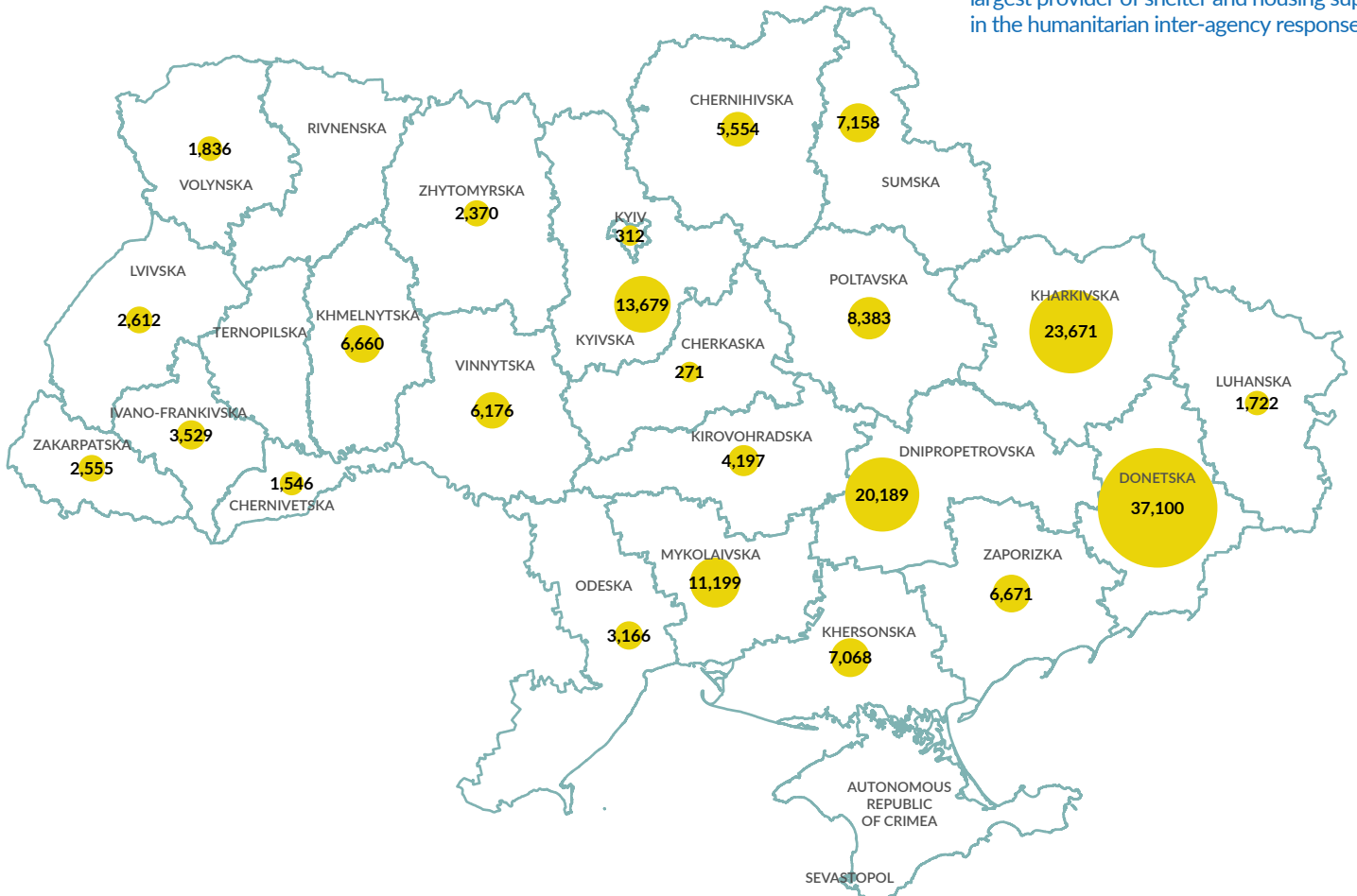


21.6%

In 2022, UNHCR and its partners provided shelter and housing support to 164,129 people out of the 758,645 supported by all Shelter Cluster partners, making UNHCR the second largest provider of shelter and housing support in the humanitarian inter-agency response..

Emergency shelter and housing support

182,231 people provided with adequate shelter and a secure living environment





Multi-Purpose Cash Assistance (MPCA) : KEY FIGURES

Date of Report: 24 February 2022 - 23 February 2023



1,132,529

2022- 2023: Overall Reached



987,308

2022 # Beneficiaries

145,221

2023 # Beneficiaries
[Jan-23 Feb]



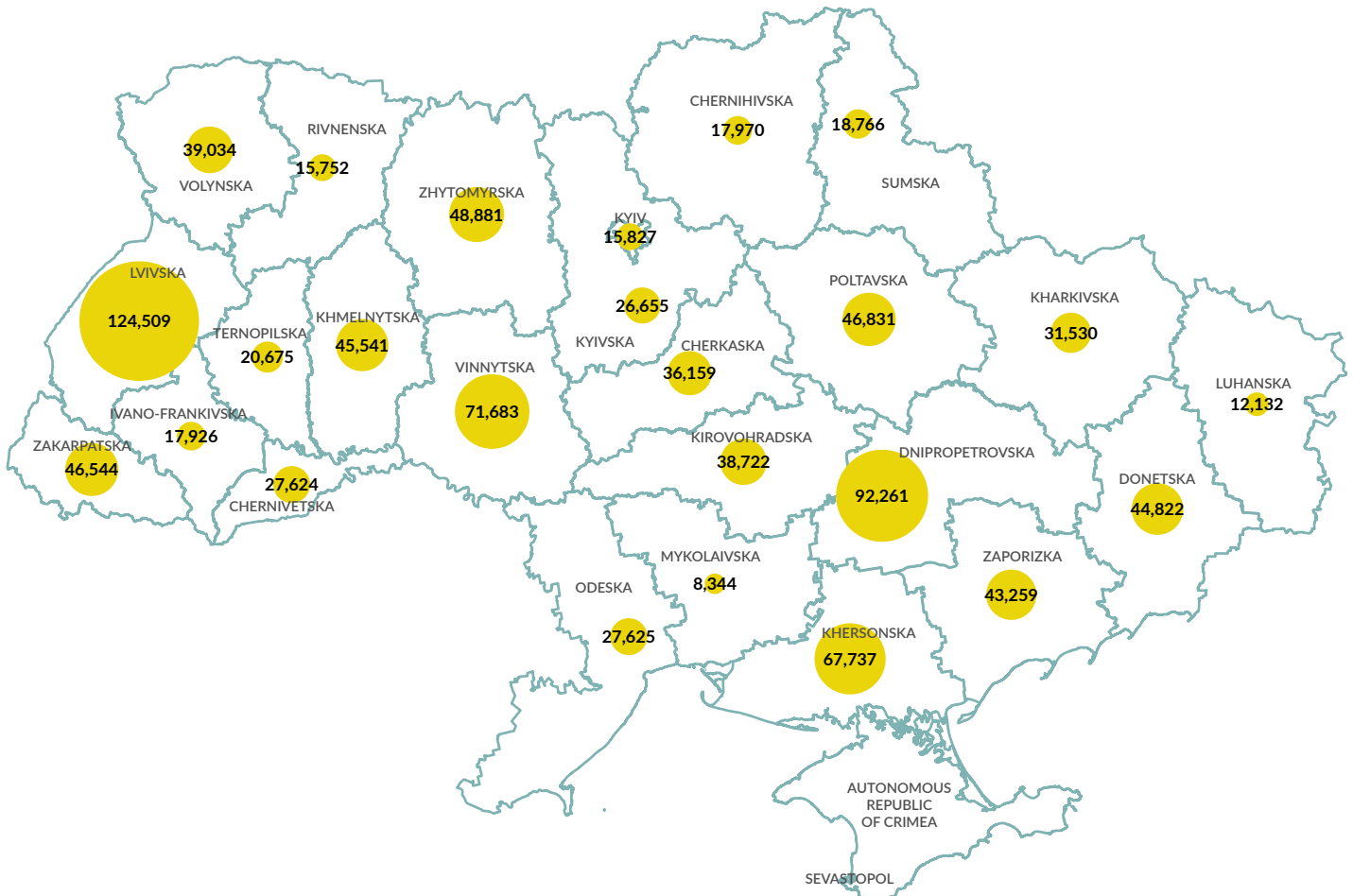
16.5%

In 2022, UNHCR and its partners provided Multi-Purpose Cash Assistance to 987,308 people out of the 5.96 M supported by all MPCA partners, making UNHCR the third largest provider of cash assistance in the humanitarian inter-agency response.

1,132,529 people supported with multi-purpose cash assistance to meet their basic needs in Ukraine



© UNHCR/UNHCR/Andrew McConnell





106 generators have been delivered at "Invincibility Points" and collective centres to help some 252,264 people stay warm and connect with their loved ones



Generators : KEY FIGURES

Date of Report: 24 February 2022 - 23 February 2023



252,264

of Population reached through distributed generators

280

2022- 2023:# of generator distributed and in pipeline



106

distributed

174

pipeline

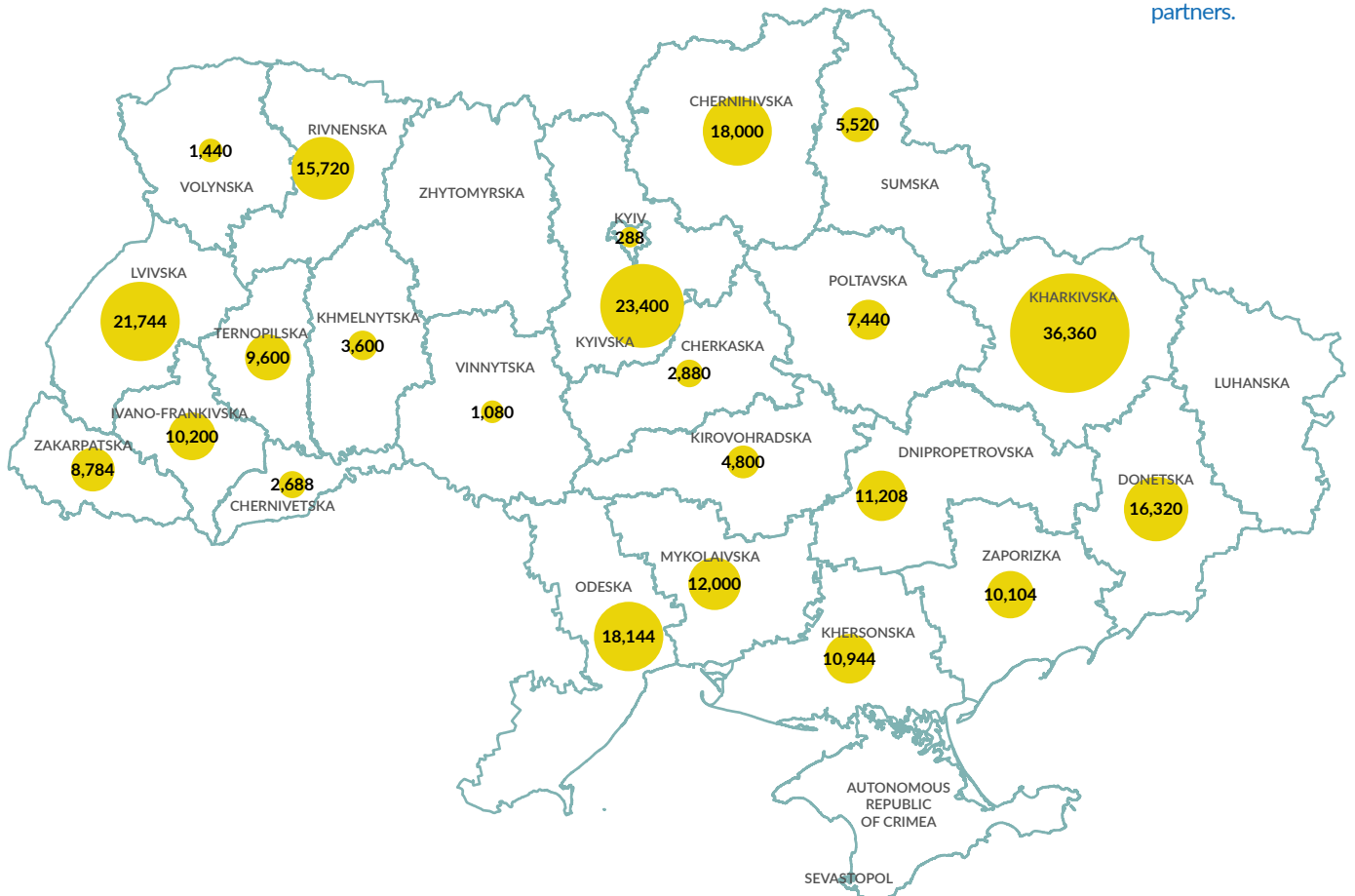


9,913

Power (KW)

6%

In 2022-2023, UNHCR distributed/pipeline 280 generators out of 4,515 provided by humanitarian partners.





Humanitarian convoys

652,391 people provided with essential items delivered by UNHCR through 717 humanitarian convoys, many in hard-to-reach areas



Convoy : KEY FIGURES

Date of Report: 24 February 2022 - 23 February 2023



652,391

2022- 2023:Overall Reached



717

of Convoys



667

of UNHCR Convoys

50

of Inter-agency Convoys



1,057

of Trucks



330

of locations covered in 17 Oblasts

