

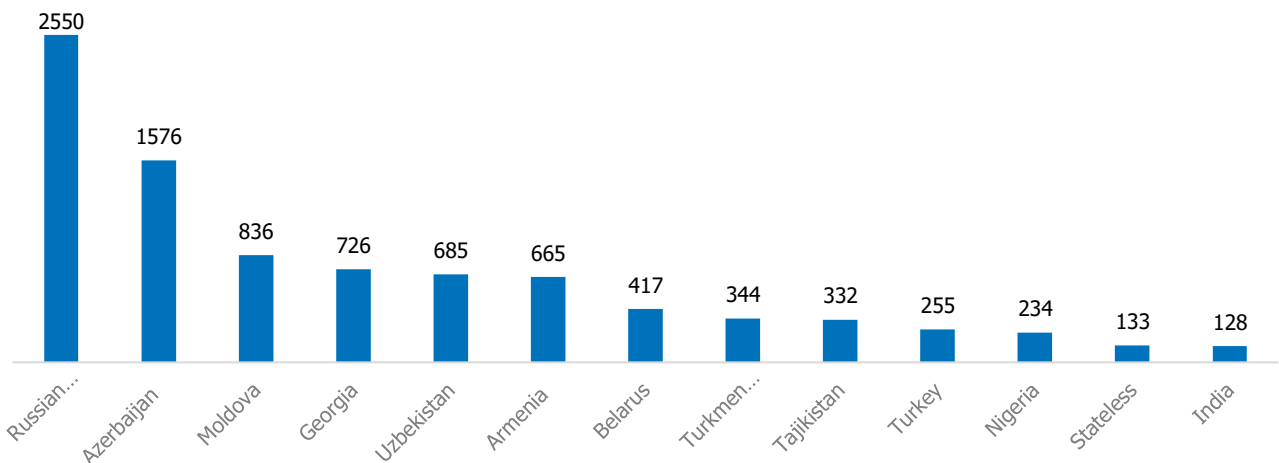
2022 statistics of the State Migration Service of Ukraine on irregular migration - An overview

This note provides a summary of statistics shared by the SMSU with UNHCR Ukraine. This note is published as part of UNHCR's efforts to monitor access to asylum or complementary protection and access to protection for stateless persons.

Number of persons charged with a fine for violation of rules of stay in UKR (Art. 203 of the Code of Administrative Offences):

10,557 persons (vs 17,123 in 2021), including: 2,550 RUS; 1,576 AZE; 836 MDA; 726 GEO; 685 UZB; 665 ARM; 417 BLR; 344 TKM; 332 TJK; 255 TUR; 234 NIG; **133 STA**; 128 IND. Total estimated sum of fines: EUR 460,000.

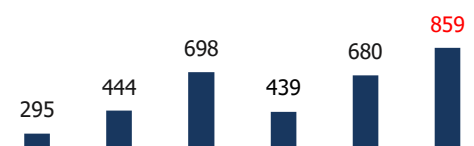
Charged with fines for violation of rules of stay in UKR in 2022



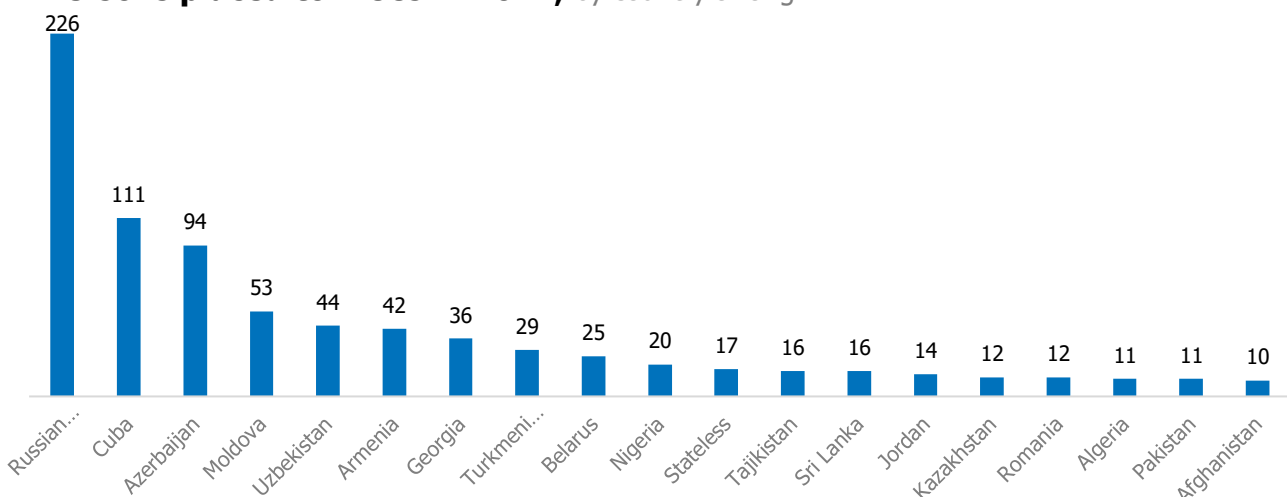
Detained in MCCs:

859 (vs 295 in 2017; 444 in 2018; 698 in 2019; 439 in 2020; 680 in 2021) persons newly charged with forcible expulsion were placed in the MCCs in **2022**. Among them: 226 RUS, 111 CUB, 94 AZE, 53 MDA, 44 UZB,

Number of persons placed in MCCs, by year

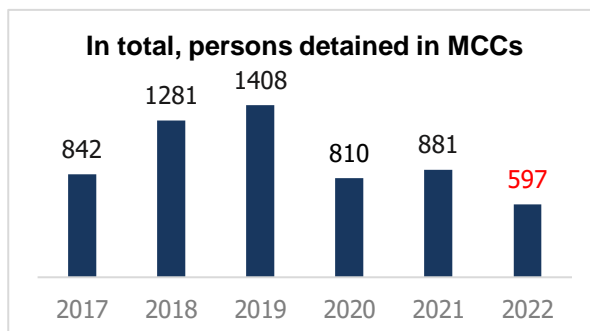


Persons placed to MCCs in 2022, by country of origin

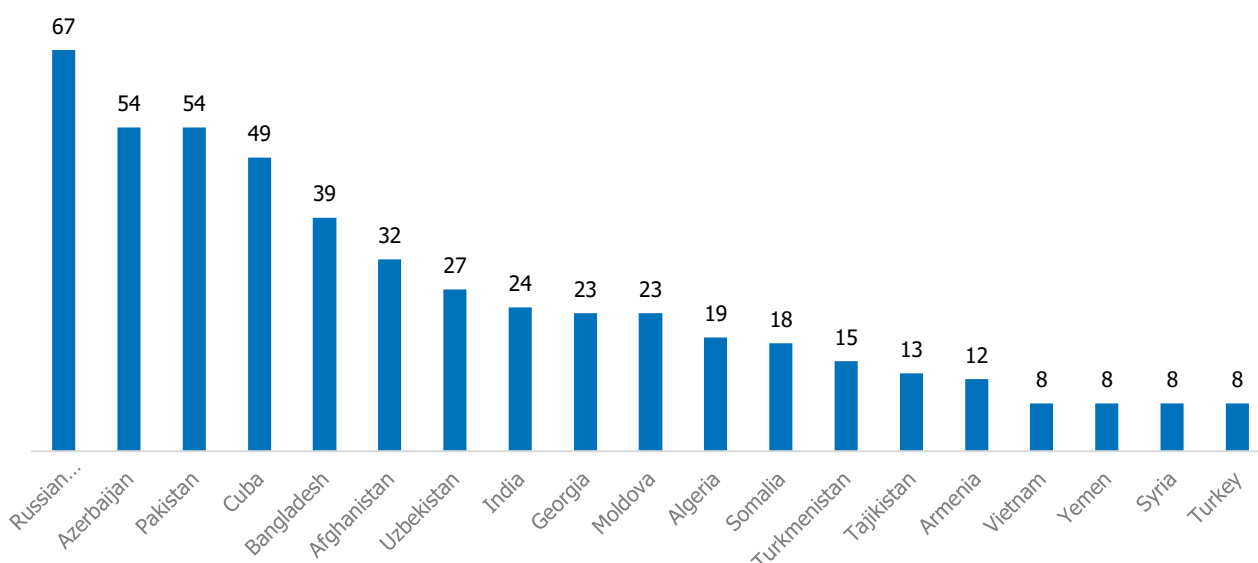


42 ARM, 36 GEO, 29 TKM, 25 BLR, 20 NIG, **17 STA**, 16 TJK, 16 LKA, 14 JOR, 12 KAZ, 12 ROM, 11 ALG, 11 PAK, 10 AFG, 8 PAL, 7 SRV, etc.

During 2022, in total **597** persons were staying in detention in Mykolaiv, Chernihiv, Volyn regions MCCs (vs 842 in 2017; 1281 in 2018; 1408 in 2019; 810 in 2020; 881 in 2021). Among them: 67 RUS, 54 AZE, 54 PAK, 49 CUB, 39 BGD, 32 AFG, 27 UZB, 24 IND, 23 GEO, 23 MDA, 19 ALG, 18 SOM, 15 TKM, 13 TJK, 12 ARM, 8 SRV, 8 YEM, 8 SYR, 8 TUR, 8 LKA, 7 ETH, 7 IRN, 7 NEP, 6 GAM, 5 BLR, 5 ARE, 5 MOR, **5 STA**, 3 KAZ, etc.



Persons staying in detention in MCCs in 2022



During 2022, 152 persons (vs 114 in 2017; 165 in 2018; 213 in 2019; 250 in 2020; 138 in 2021) were **released** when their detention period was over, including 29 CUB; 17 AZE; 14 RUS; 13 AFG; 8 BGD; 8 GEO; 7 ALG; 6 IND; 6 TKM; 6 UZB; 5 LKA; 3 MDA; **3 STA**.

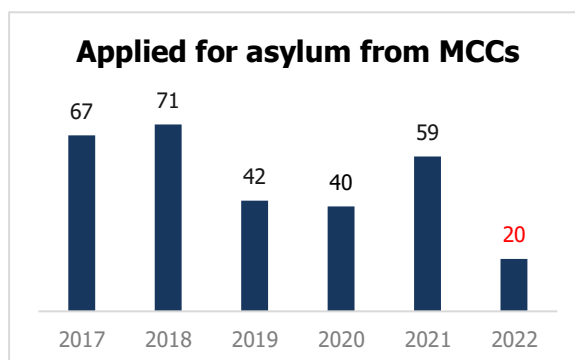


During 2022, 40 (vs 148 in 2017; 156 in 2018; 192 in 2019; 151 in 2020; 96 in 2021) persons were **released** from MCCs due to the 2nd instance court decision, which overturned decisions on forcible expulsion. Among them: 6 PAK; 6 SOM; 5 AFG; 4 RUS; 3 IND; 3 SYR; 2 AZE; 2 ALG; 2 BGD; 2 CUB; 1 ARM; 1 ETH; 1 YEM; 1 LEB; 1 TUR; **0 STA**.

Moreover, **138** persons (25 BGD; 25 PAK; 12 SOM; 11 AFG) were released from the MCC in Chernihiv region due to the RF occupation. They have been released with a certificate confirming detention. The EU countries neighbouring UKR allowed them to cross via BCPs for humanitarian reasons.

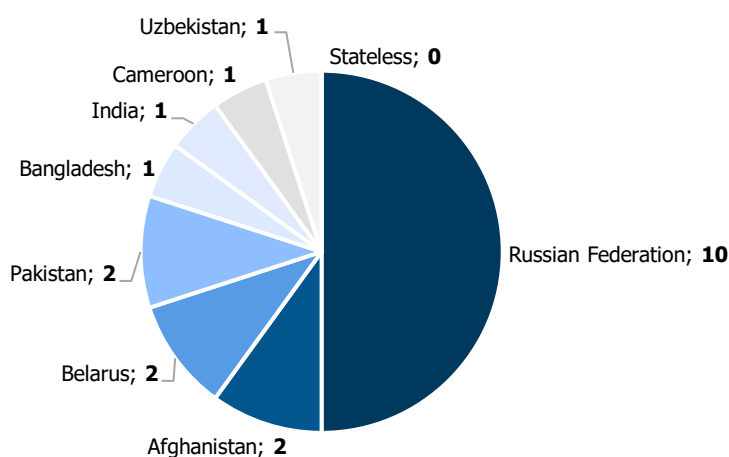
Applied for asylum from MCCs during 2022:

20 persons (vs 67 in 2017; 71 in 2018; 42 in 2019; 40 in 2020; 59 in 2021) including: 10 RUS; 2 AFG; 2 BLR; 2 PAK; 1 BGD; 1 IND; 1 CMR; 1 UZB; **0 STA**.



During the period of 2013-2022, **only 1 MCC detainee** (originating from Sri Lanka) was recognized as a person in need of complimentary protection (in 2021).

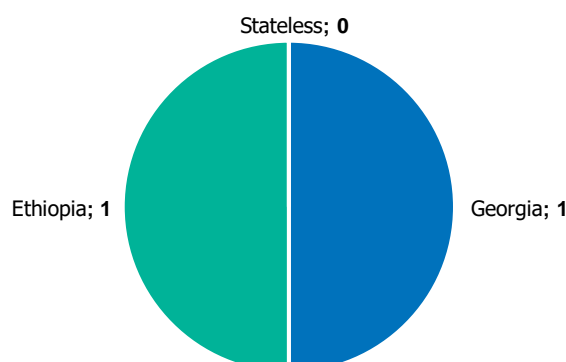
Applied for asylum at MCCs in 2022, by country of origin



Adopted SMS decisions on voluntary repatriation from UKR during 2022:

2 (vs 26 in 2017; 23 in 2018; 18 in 2019; 4 in 2020; 23 in 2021) including: 1 GEO; 1 ETH; 0 STA.

Adopted decisions on voluntary repatriation, by country of origin

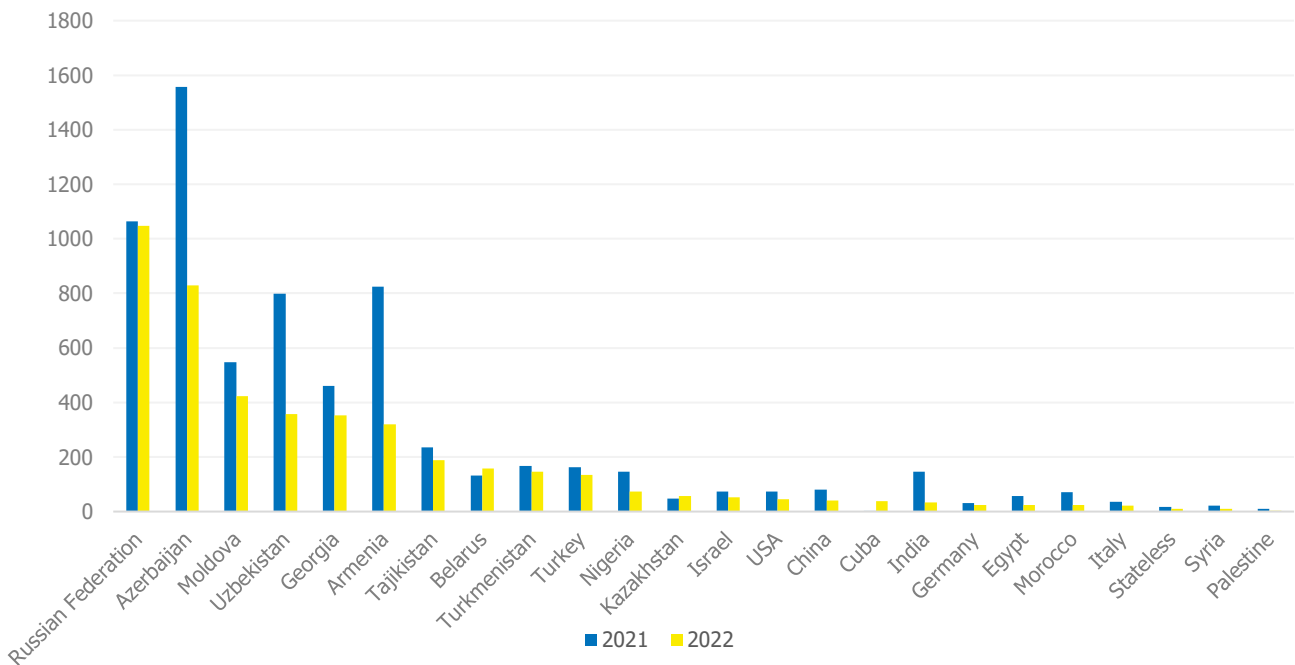
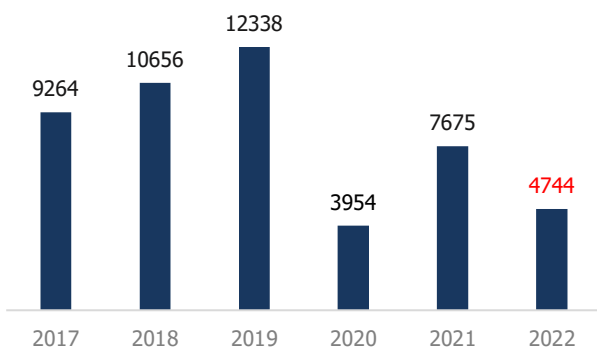


Adopted SMS decisions on forcible return from UKR during 2022:

4,744 persons – a decrease by 38% vs 7,675 in 2021 (3,954 in 2020; 12,338 in 2019; 10,695 in 2018; 9,264 in 2017), including: 1047 RUS (1065 in 2021); 830 AZE (1556 in 2021); 424 MDA (547 in 2021), 358 UZB (799 in 2021); 353 GEO (461 in 2021); 321 ARM (825 in 2021); 188 TJK (235 in 2021); 158 BLR (132 in 2021); 146 TKM (167 in 2021); 135 TUR (162 in 2021); 74 NIG (147 in 2021); 57 KAZ (48 in 2021); 52 ISR (74 in 2021); 46 USA (73 in 2021); 41 CHI (80 in 2021); 37 CUB (2 in 2021); 34 IND (146 in 2021); 25 GFR (30 in 2021); 24 ARE (56 in 2021); 24 MOR (71 in 2021); 21 ITA (36 in 2021); 21 KGZ (60 in 2021); 19 SRV (87 in 2021); 15 LVA (13 in 2021); 14 PAK (39 in 2021); 14 LKA (5 in 2021); 12 JOR (37 in 2021); 12 LTU (19 in 2021); 12 POL (29 in 2021); 12 ROM (21 in 2021); 12 FRA (16 in 2021); **11 STA (17 in 2021)**; 10 SYR (22 in 2021); 3 PAL (9 in 2021).

Adopted SMS decisions on forcible return from UKR

by country of origin

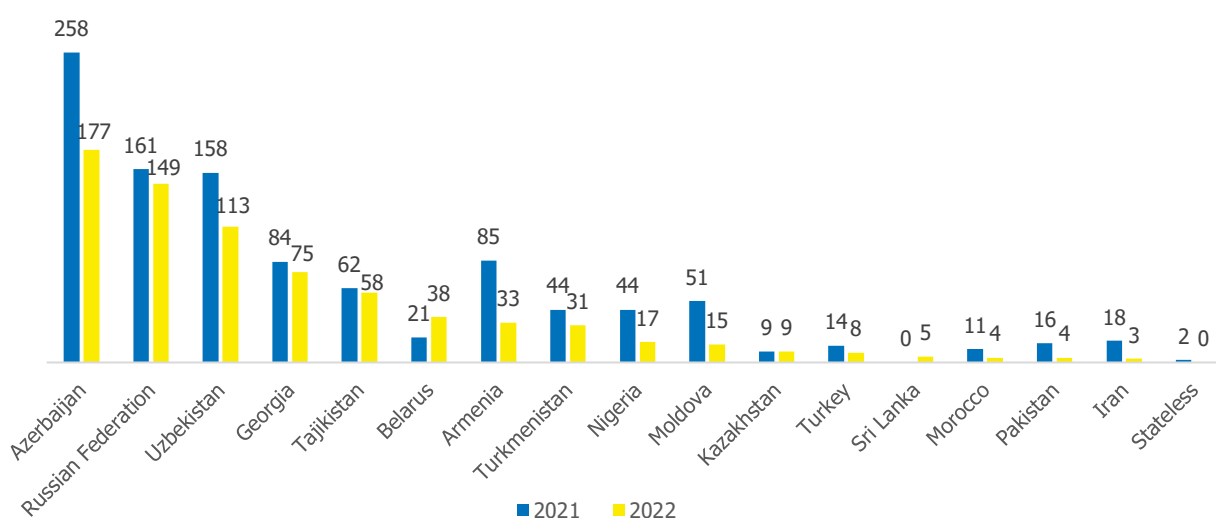

Number of SMS decisions on forcible return


SMS decisions on forcible return from UKR accompanied by entry ban to UKR during 2022:

767 (vs 1,757 in 2017; 2,250 in 2018; 2,622 in 2019; 874 in 2020; 1,324 in 2021), including: 177 AZE (258 in 2021); 149 RUS (161 in 2021); 113 UZB (158 in 2021); 75 GEO (84 in 2021); 58 TJK (62 in 2021); 38 BLR (21 in 2021); 33 ARM (85 in 2021); 31 TKM (44 in 2021); 17 NIG (44 in 2021); 15 MDA (51 in 2021); 9 KAZ (9 in 2021); 8 TUR (14 in 2021); 5 LKA (0 in 2021); 4 MOR (11 in 2021); 4 PAK (16 in 2021); 3 IRN (18 in 2021); **0 STA** (2 in 2021).

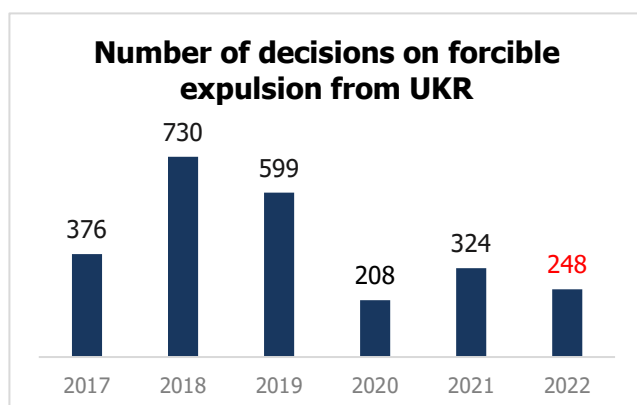
Adopted SMS decisions on forcible return from UKR with prohibition of further entry to UKR

by country of origin



Adopted court decisions on forcible expulsion from UKR, including decisions accompanied by prohibition of further entry to UKR during 2022:

248 (vs 376 in 2017; 730 in 2018; 599 in 2019; 208 in 2020; 324 in 2021), including: 59 RUS (57 in 2021), 55 AZE (61 in 2021), 25 GEO (36 in 2021), 25 MDA (16 in 2021), 13 UZB (47 in 2021), 11 CUB (0 in 2021), 11 TJK (9 in 2021), 9 TKM (7 in 2021), 8 ARM (11 in 2021), 6 BLR (2 in 2021), 5 TUR (4 in 2021), 4 NIG (7 in 2021), 3 KAZ (0 in 2021), 3 PAK (4 in 2021), 1 SRV (6 in 2021), **0 STA** (0 in 2021).

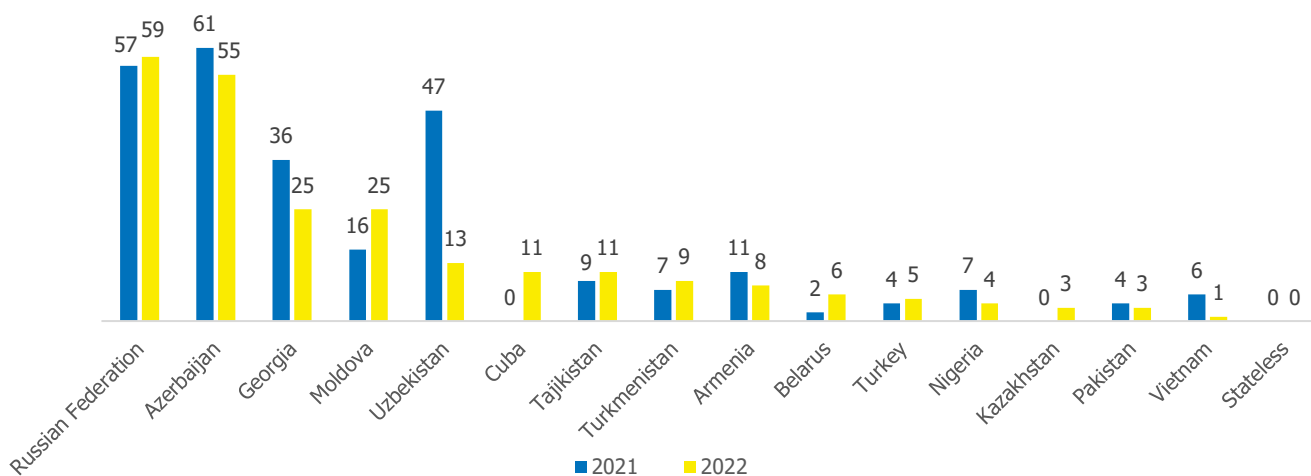


People expelled from UKR in 2022:

243 (vs 477 in 2019; 251 in 2021), including: 54 AZE (53 in 2021), 36 RUS (42 in 2021), 24 MDA (12 in 2021), 21 GEO (32 in 2021), 18 UZB (32 in 2021), 11 CUB (0 in 2021), 11 TKM (7 in 2021), 10 TJK (5 in 2021), 7 ARM (11 in 2021), 5 BGD (1 in 2021), 5 NIG (6 in 2021), 5 TUR (3 in 2021), 4 ALG (2 in 2021), 3 PAK (0 in 2021), 3 SUD (0 in 2021), 3 LKA (0 in 2021), 2 BLR (2 in 2021), 2 KAZ (0 in 2021), **0 STA** (0 in 2021).

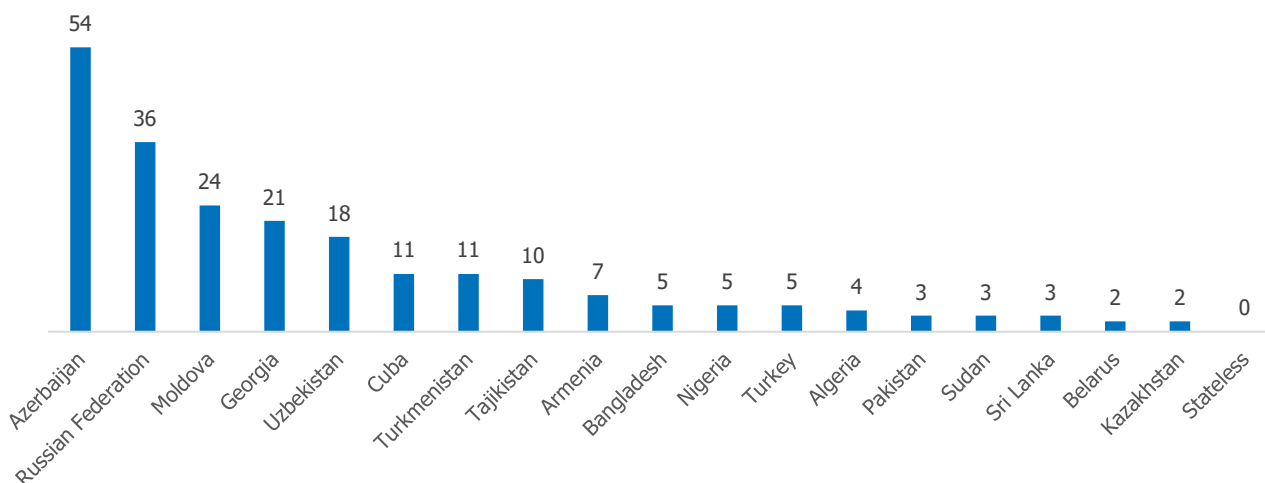
Adopted court decisions on forcible expulsion from UKR

by country of origin



Expelled from UKR in 2022

by country of origin



Key trends identified:

- During the last ten years the SMS has granted complimentary protection to 1 (LKA) asylum seeker detained in MCCs in 2021. In 2022, the MCCs detainees submitted three times less asylum applications as compared to 2021. Among the detainees, the majority of applications were submitted by Russians (10 out of 20).
- The number of foreigners and stateless persons charged with a fine for the violation of rules of stay in Ukraine (Art. 203 of the Code of Administrative Offences) reduced by 38% (10,557 persons in 2022 vs 17,123 in 2021). A quarter of those who were fined are Russian Federation nationals. At the same time, 133 stateless persons were also fined under this article in 2022.
- In 2022, the number of persons staying in detention in MCCs decreased by 32% (597 in 2022 vs 881 in 2021). Top-3 countries of origin of detainees: Russian Federation, Azerbaijan and Pakistan.

- The number of decisions on voluntary repatriation has decreased by 11 times in comparison to the previous year: 2 decisions in 2022 vs 23 in 2021.
- In 2022, the number of decisions on forcible return from UKR decreased by 38% (4,744 in 2022 vs 7,675 in 2021). Russian Federation, Azerbaijan and Moldova were the top-3 countries of the returnees' origin.
- During 2022, 40 persons (96 in 2021) were released from MCCs due to the 2nd instance court decisions, which overturned detention/forcible expulsion decisions, including on 6 PAK, 6 SOM, 5 AFG, 4 RUS. Moreover, 138 persons (25 BGD; 25 PAK; 12 SOM; 11 AFG) were released from the MCC in Chernihiv region due to the RF occupation. They have been released with a certificate confirming detention allowing them to cross via BCPs to the EU countries neighbouring UKR for humanitarian reasons.

*UNHCR Representation in Ukraine,
March 2023*

CONTACTS

E-mail: ukrki@unhcr.org, Tel: +38 044 288-9710

LINKS

UNHCR Ukraine: www.unhcr.org/ua

Twitter: www.twitter.com/UNHCRUkraine