

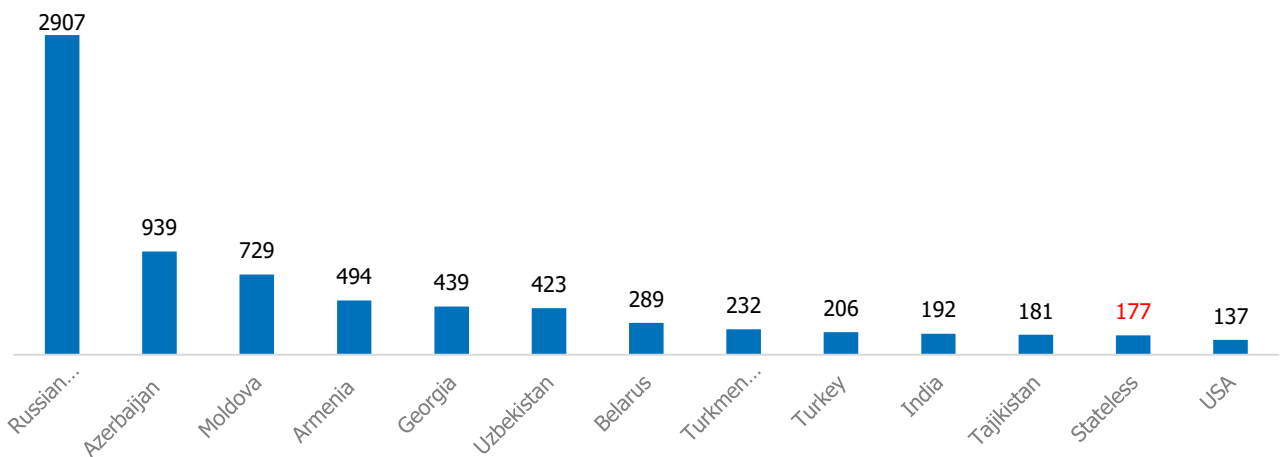
2023 statistics of the State Migration Service of Ukraine on irregular migration - An overview

Summary of 2023 statistics of the State Migration Service of Ukraine (SMS)

Number of persons charged with a fine for violation of rules of stay in UKR (Art. 203 of the Code of Administrative Offences):

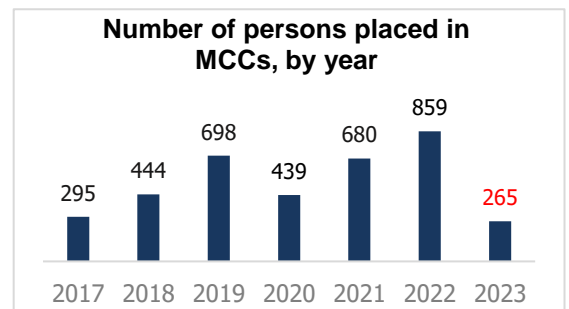
8,742 persons (vs 10,557 in 2022), including: 2,907 RUS; 939 AZE; 729 MDA; 494 ARM; 439 GEO; 423 UZB; 289 BLR; 232 TKM; 206 TUR; 192 IND; 181 TJK; **177 STA**; 137 USA, etc. Total estimated sum of fines: EUR 360,000.

Charged with fines for violation of rules of stay in UKR in 2023

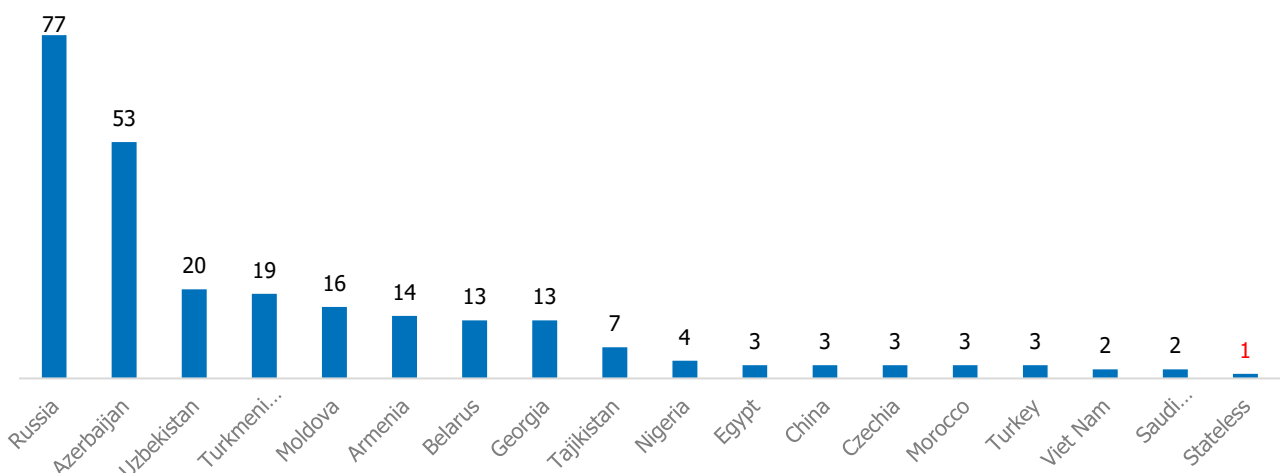


Detained in MCCs:

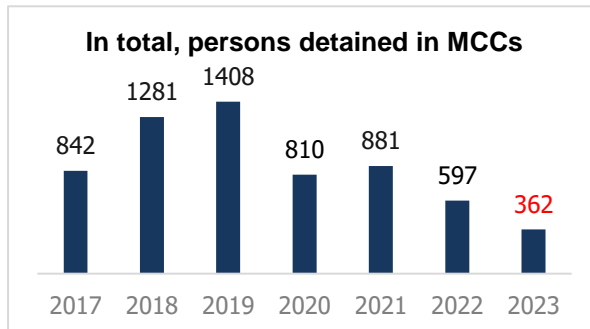
265 (vs 295 in 2017; 444 in 2018; 698 in 2019; 439 in 2020; 680 in 2021; 859 in 2022) persons newly charged with forcible expulsion were placed in MCCs **in 2023**. Among them: 77 RUS, 53 AZE, 20 UZB, 19 TKM, 16 MDA, 14 ARM, 13 BLR, 13 GEO, 7 TJK, 4 NIG, 3 ARE, 3 CHI, 3 CZE, 3 MOR, 3 TUR, 2 SRV, 2 SAU, **1 STA**, etc.



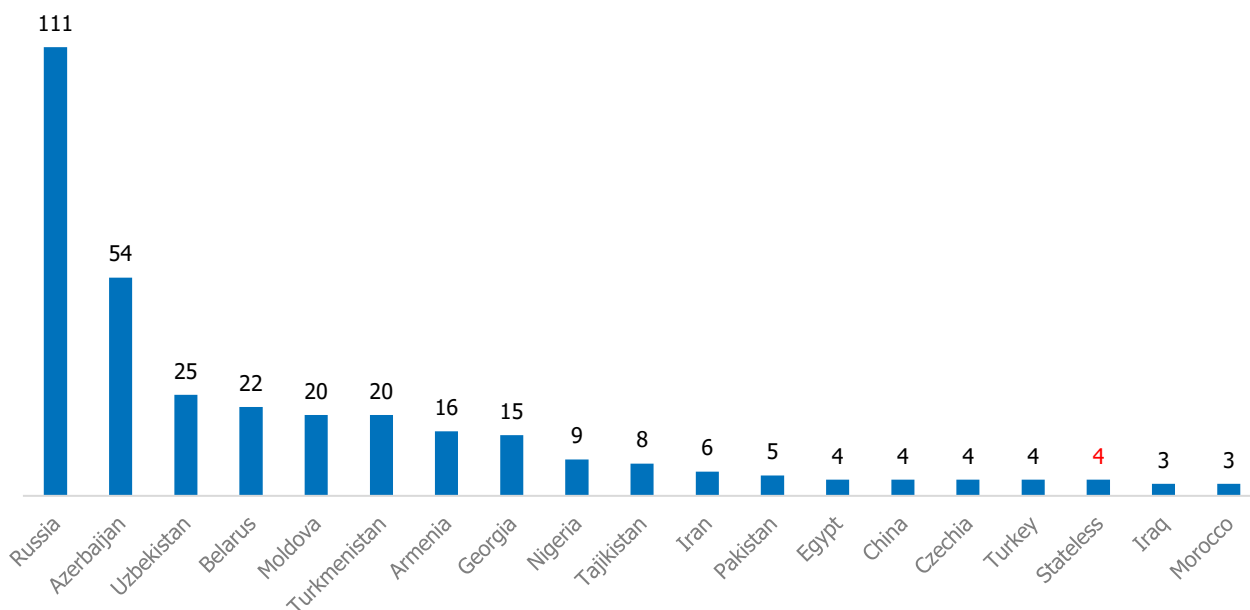
Persons placed to MCCs in 2023, by country of origin



During 2023, in total **362** persons were staying in detention in Mykolaiv, Chernihiv, Volyn regions MCCs (vs 842 in 2017; 1281 in 2018; 1408 in 2019; 810 in 2020; 881 in 2021; 597 in 2022). Among them: 111 RUS, 54 AZE, 25 UZB, 22 BLR, 20 MDA, 20 TKM, 16 ARM, 15 GEO, 9 NIG, 8 TJK, 6 IRN, 5 PAK, 4 ARE, 4 CHI, 4 CZE, 4 TUR, **4 STA**, 3 IRQ, 3 MOR, etc.



Persons staying in detention in MCCs in 2023, by country of origin



During 2023, **86** persons (vs 114 in 2017; 165 in 2018; 213 in 2019; 250 in 2020; 138 in 2021, 152 in 2022) were **released** when their detention period was over, including 35 RUS, 12 AZE, 6 UZB, 5 BLR, 3 ARM, 3 GEO; 3 MDA, 3 TJK, 3 TKM, 2 ARE, **2 STA**, 1 BGD, 1 KAZ, 1 LEB, 1 NIG, 1 PAK, 1 SAU, 1 SYR, 1 UGA, 1 SRV.

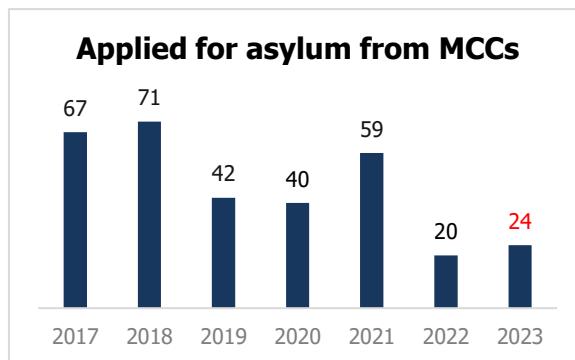


During 2023, **23** persons (vs 148 in 2017; 156 in 2018; 192 in 2019; 151 in 2020; 96 in 2021, 40 in 2022) were **released** from MCCs due to the 2nd instance court decisions, which overturned decisions on forcible expulsion. Among them: 10 RUS, 4 AZE, 2 NIG, 2 TKM, 1 BLR, 1 CHI, 1 KRN, 1 PAK, 1 PAL.

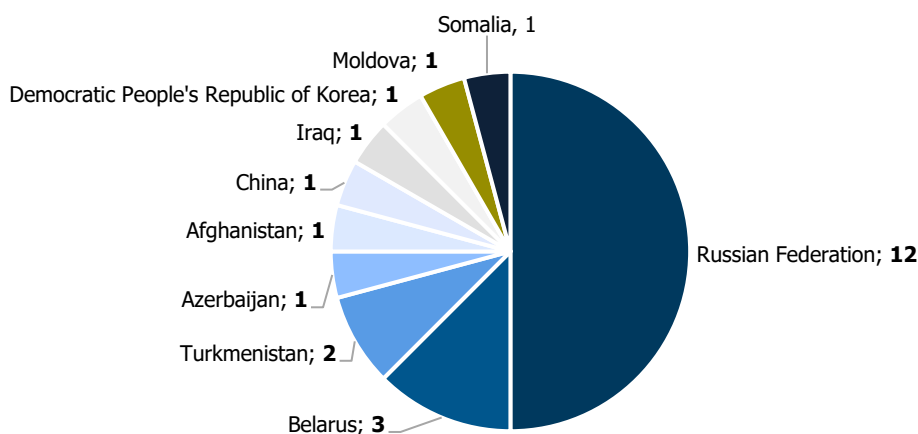
Applied for asylum from MCCs during 2023:

24 persons (vs 67 in 2017; 71 in 2018; 42 in 2019; 40 in 2020; 59 in 2021; 20 in 2022) including: 12 RUS, 3 BLR, 2 TKM, 1 AZE, 1 AFG, 1 CHI, 1 IRQ, 1 KRN, 1 MDA, 1 SOM.

During the period of 2013-2023, **only 2 MCC detainees** were recognized as persons in need of complimentary protection (1 LKA in 2021 and 1 IRQ in 2023).


Applied for asylum at MCCs in 2023,

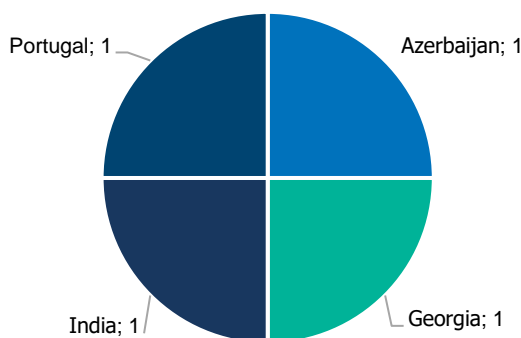
by country of origin


Adopted SMS decisions on voluntary repatriation from UKR during 2023:

4 (vs 26 in 2017; 23 in 2018; 18 in 2019; 4 in 2020; 23 in 2021; 2 in 2022) including: 1 AZE, 1 GEO, 1 IND, 1 POR.

Adopted decisions on voluntary repatriation,

by country of origin

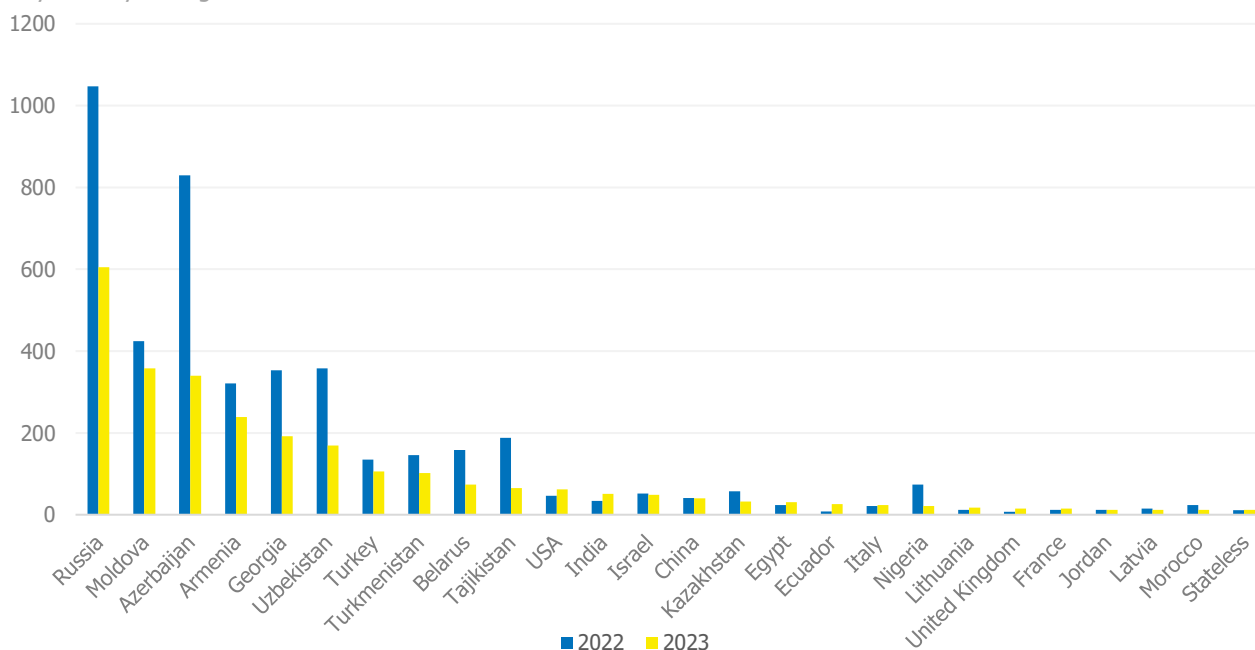

Adopted SMS decisions on forcible return from UKR during 2023:

2,891 persons – a decrease by 39% vs 4,744 in 2022 (7,675 in 2021; 3,954 in 2020; 12,338 in 2019; 10,695 in 2018; 9,264 in 2017), including: 605 RUS (1047 in 2022); 358 MDA (424 in

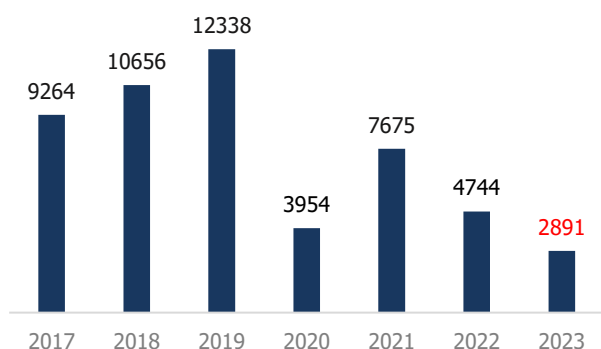
2022), 340 AZE (830 in 2022); 239 ARM (321 in 2022); 192 GEO (353 in 2022); 169 UZB (358 in 2022); 106 TUR (135 in 2022); 102 TKM (146 in 2022); 74 BLR (158 in 2022); 65 TJK (188 in 2022); 62 USA (46 in 2022); 51 IND (34 in 2022); 49 ISR (52 in 2022); 40 CHI (41 in 2022); 32 KAZ (57 in 2022); 31 ARE (24 in 2022); 26 ECU (8 in 2022); 24 ITA (21 in 2022); 21 NIG (74 in 2022); 17 LTU (12 in 2022); 15 GBR (7 in 2022); 15 FRA (12 in 2022); 12 JOR (12 in 2022); 12 LVA (15 in 2022); 12 MOR (24 in 2022); **12 STA (11 in 2022)**.

Adopted SMS decisions on forcible return from UKR,

by country of origin



Number of SMS decisions on forcible return



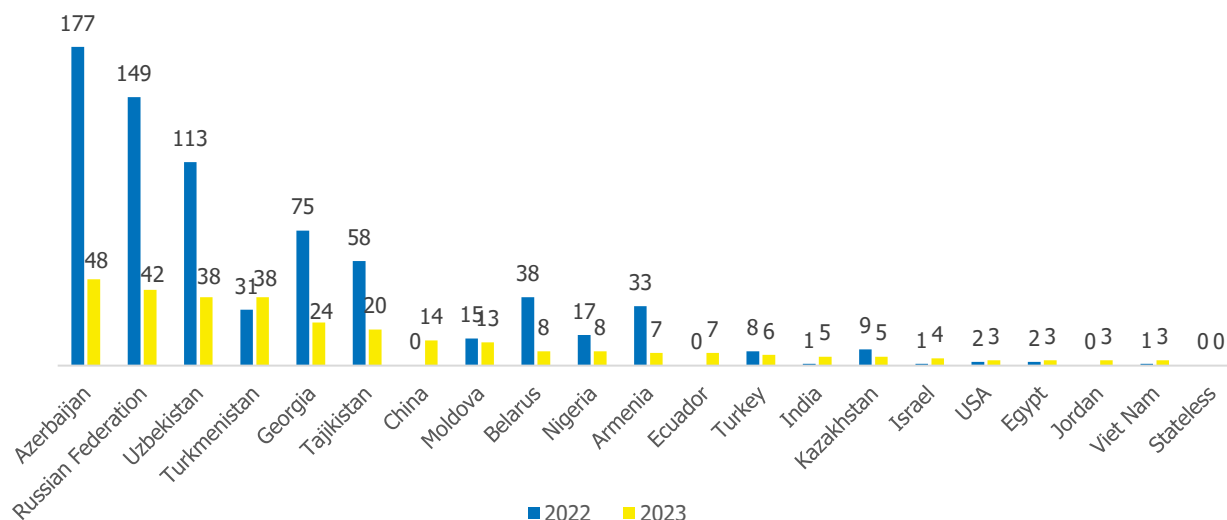
SMS decisions on forcible return from UKR accompanied by entry to UKR ban during 2023:

314 (vs 1,757 in 2017; 2,250 in 2018; 2,622 in 2019; 874 in 2020; 1,324 in 2021; 767 in 2022), including: 48 AZE (177 in 2022); 42 RUS (149 in 2022); 38 UZB (113 in 2022); 38 TKM (31 in 2022); 24 GEO (75 in 2022); 20 TJK (58 in 2021); 14 CHI (0 in 2022); 13 MDA (15 in 2022); 8 BLR (38 in 2022); 8 NIG (17 in 2022); 7 ARM (33 in 2022); 7 ECU (0 in 2022); 6 TUR (8 in 2022);

5 IND (1 in 2022); 5 KAZ (9 in 2022); 4 ISR (1 in 2022); 3 USA (2 in 2022); 3 ARE (2 in 2022); 3 JOR (0 in 2022); 3 SRV (1 in 2022); **0 STA (0 in 2022)**.

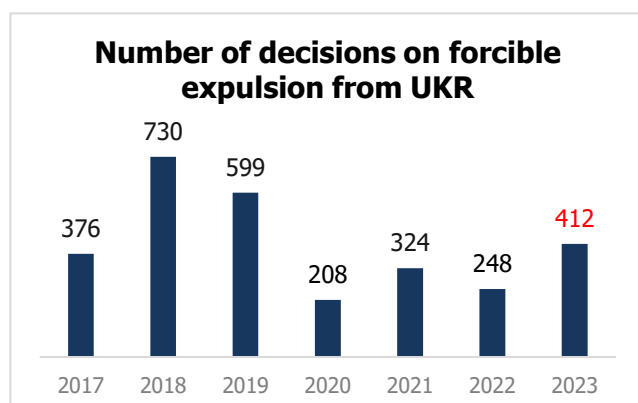
Adopted SMS decisions on forcible return from UKR with prohibition of further entry to UKR,

by country of origin



Adopted decisions on forcible expulsion from UKR, including decisions accompanied by prohibition of further entry to UKR during 2023:

412 (vs 376 in 2017; 730 in 2018; 599 in 2019; 208 in 2020; 324 in 2021; 248 in 2022), including: 128 RUS (59 in 2022), 72 AZE (55 in 2022), 38 MDA (25 in 2022), 29 UZB (13 in 2022), 24 ARM (8 in 2022), 21 GEO (25 in 2022), 19 TKM (9 in 2022), 14 BLR (6 in 2022), 7 TJK (11 in 2022), 7 NIG (4 in 2022), 6 TUR (5 in 2022), 5 CZE (0 in 2022), 4 ISR (0 in 2022), 3 ARE (1 in 2022), 3 KAZ (3 in 2022), 3 CHI (0 in 2022), 3 MOR (0 in 2022), **0 STA (0 in 2022)**.

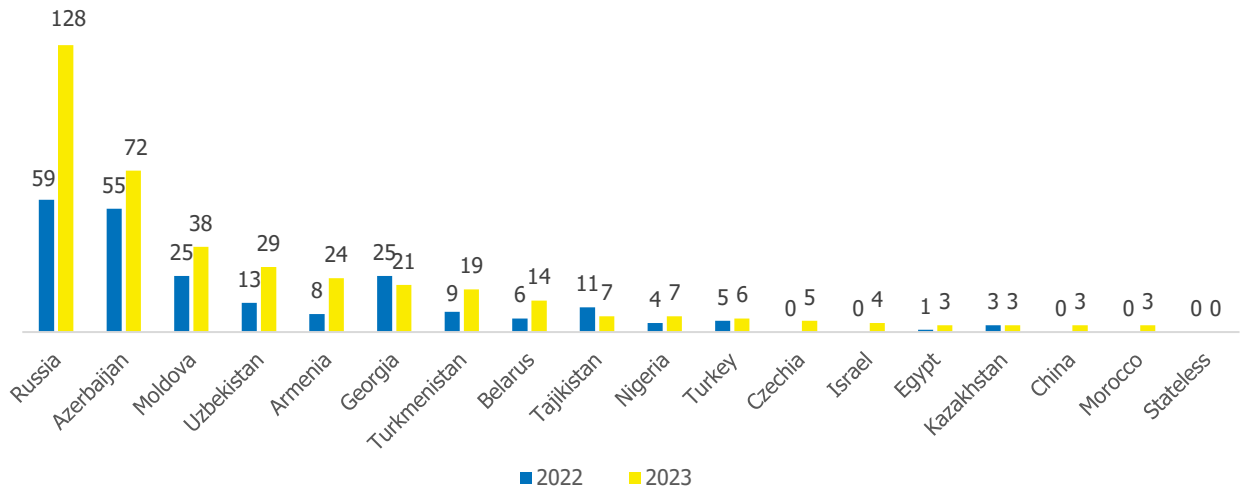


People expelled from UKR in 2023:

214 (vs 477 in 2019; 251 in 2021; 243 in 2022), including: 47 AZE (54 in 2022), 33 MDA (24 in 2022), 29 RUS (36 in 2022), 22 UZB (18 in 2022), 14 GEO (21 in 2022), 13 TKM (11 in 2022), 7 ARM (7 in 2022), 7 TJK (10 in 2022), 6 BLR (2 in 2022), 4 ISR (1 in 2022), 3 ARE (0 in 2022), 3 KAZ (2 in 2022), 3 TUR (5 in 2022), 3 CZE (0 in 2022), 2 CHI (0 in 2022), 2 NIG (5 in 2022), 2 SVK (0 in 2022), 2 TUN (0 in 2022), **0 STA (0 in 2022)**.

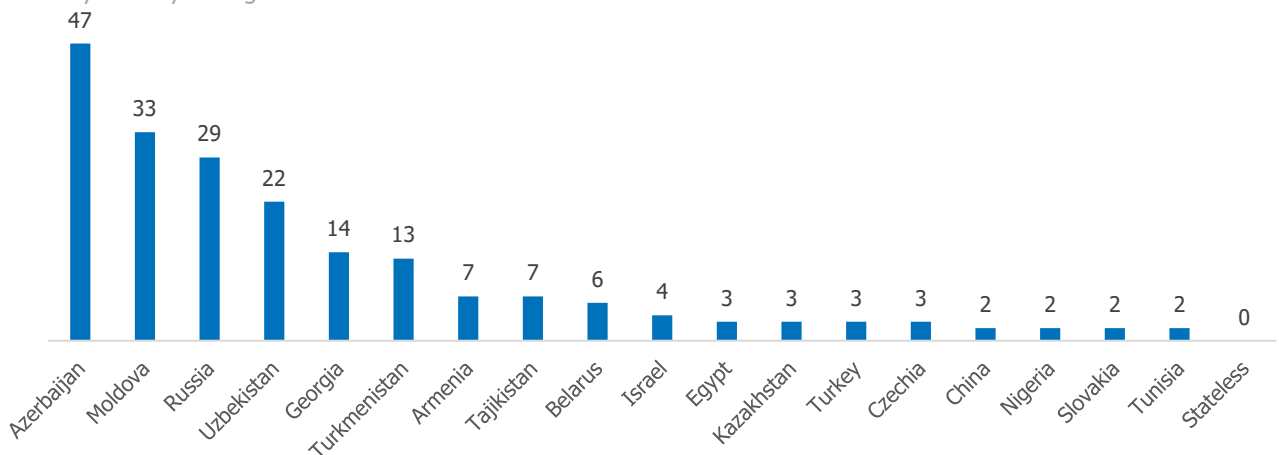
Adopted decisions on forcible expulsion from UKR,

by country of origin



Expelled from UKR in 2023,

by country of origin



Key trends identified:

- During the last eleven years the SMS has granted complimentary protection to 2 asylum seekers detained in MCCs. In 2023, the number of asylum applications submitted by MCCs detainees was close to that of 2022. Among the detainees, half of the applications were submitted by Russians (12 out of 24).
- The number of foreigners and stateless persons charged with a fine for the violation of rules of stay in Ukraine (Art. 203 of the Code of Administrative Offences) has decreased by 17% (8,742 in 2023 vs 10,557 in 2022). One third of those who were fined are Russian Federation nationals. At the same time, 177 stateless persons were also fined under this article in 2023.
- During 2023, the number of persons staying in detention in MCCs decreased by 39% (362 in 2023 vs 597 in 2022). Top-3 countries of origin of detainees: Russian Federation, Azerbaijan and Uzbekistan.

- The number of decisions on voluntary repatriation has doubled in comparison to the previous year: 4 decisions in 2023 vs 2 in 2022.
- In 2023, the number of decisions on forcible return from UKR decreased by 39% (2,891 in 2023 vs 4,744 in 2022). Russian Federation, Moldova and Azerbaijan were the top-3 countries of the returnees' origin.
- During 2023, 23 persons (40 in 2022) were released from MCCs due to the 2nd instance court decisions, which overturned detention/forcible expulsion decisions, including 10 RUS.

*UNHCR Representation in Ukraine,
March 2024*

CONTACTS

E-mail: ukrki@unhcr.org, Tel: +38 044 288-9710

LINKS

UNHCR Ukraine: www.unhcr.org/ua

Twitter: www.twitter.com/UNHCRUkraine