

DONOR PROFILES

THIS CHAPTER gives an overview of UNHCR's major donors, listed under the following groups:

- Governmental donors, the European Union, the private sector and national associations
- Intergovernmental donors
- United Nations system donors

ALL GOVERNMENTAL, intergovernmental and UN donors who contributed USD 100,000 or more are included in this chapter. The donor profiles for the private sector and national associations include a list of donors who contributed USD 50,000 or more.

The profiles for governmental donors include rankings based on the total contribution; unrestricted contributions; and contributions in relation to the population size and GDP of the country concerned. Rankings are calculated only for governmental donors and the European Union. The profiles for governmental, private sector, national associations, intergovernmental and UN

donors also include a chart showing the level of earmarking in 2011. Definitions of the different earmarking levels are provided in the Glossary.

Only contributions that have been recorded against UNHCR's 2011 budgets are included. Contributions that were received in 2011, but recorded for activities in another year, will be shown in the Global Report for that year.

TABLE 1

Main governmental donors • 2011 | Total contributions

	Total USD
United States of America	698,168,056
Japan	226,106,644
European Union	133,191,382
United Kingdom	120,693,340
Sweden	118,674,212
Netherlands	78,561,895
Norway	76,109,943
Canada	58,543,383
Australia	56,537,400
Germany	55,678,221
Denmark	46,850,547
Switzerland	31,624,870
Spain	30,893,391
Finland	28,074,419
Belgium	26,930,127
France	25,981,207
Ireland	11,196,310
Luxembourg	9,964,242
Italy	7,841,708
New Zealand	6,238,753

TABLE 2

Main governmental donors • 2011 | Unrestricted contributions

	Unrestricted USD
United Kingdom	94,403,048
Sweden	82,165,791
Netherlands	59,154,930
Norway	52,102,201
Denmark	22,907,489
Japan	19,266,675
Australia	16,227,181
France	14,299,450
Canada	14,000,000
Switzerland	13,738,324
Belgium	9,423,369
Finland	9,198,423
Ireland	8,591,549
Germany	8,063,951
Spain	7,132,668
New Zealand	4,580,153
Republic of Korea	2,500,000
Luxembourg	1,971,091
Morocco	1,000,000
Austria	810,440

TABLE 3 Top 20 Donors • 2011 | Contributions per capita

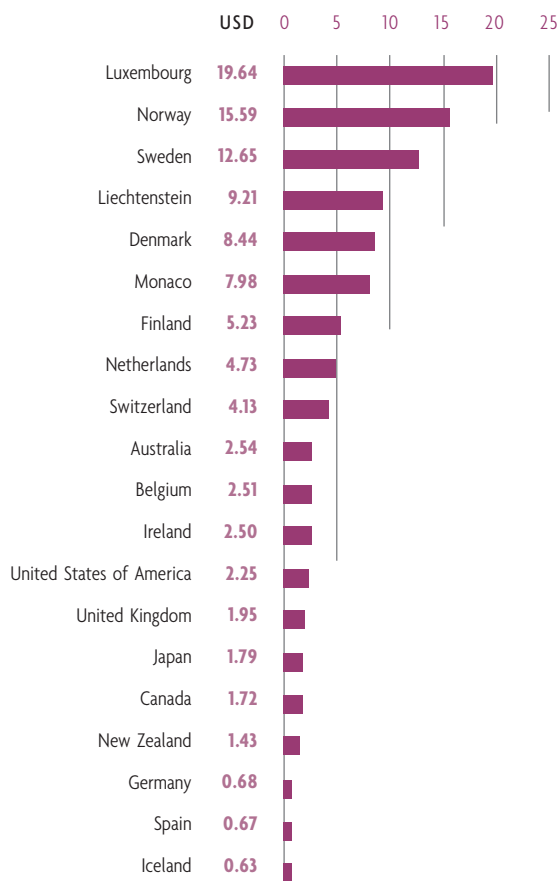
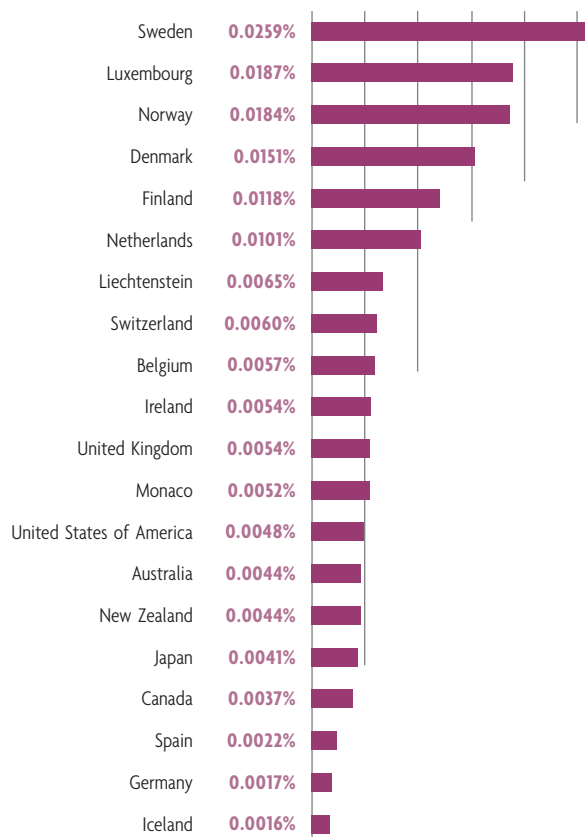


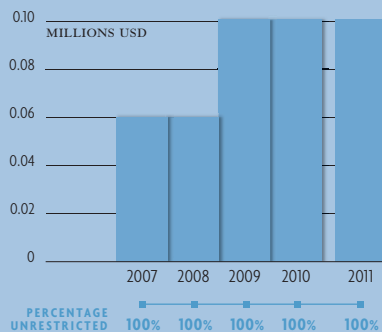
TABLE 4 Top 20 Donors • 2011 | Contributions as a percentage of GDP



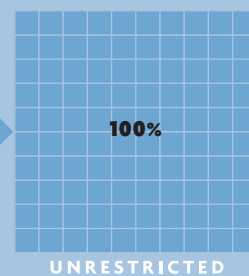
Algeria

Total contribution in USD: **100,000** [RANK 43]
 Unrestricted contribution (USD): **100,000** [RANK 31]
 Donor ranking per GDP: **41**
 Donor ranking per capita: **43**

CONTRIBUTIONS TO UNHCR
2007 - 2011

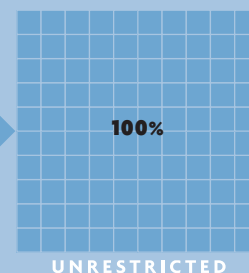
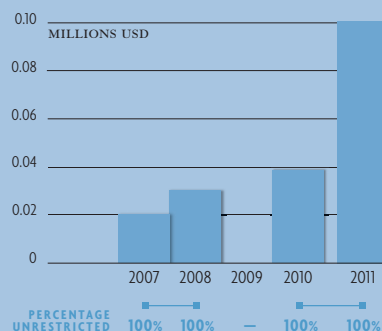


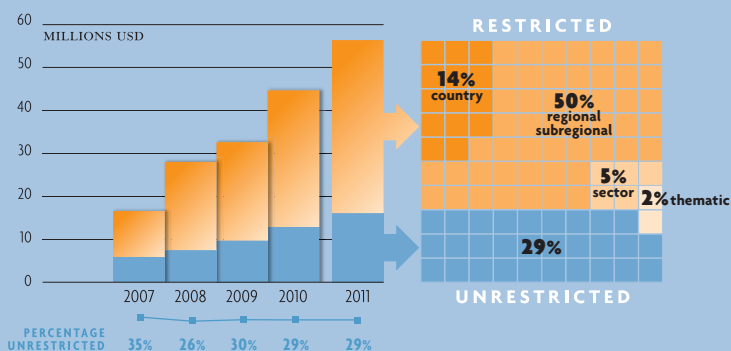
LEVEL OF EARMARKING
IN 2011



Argentina

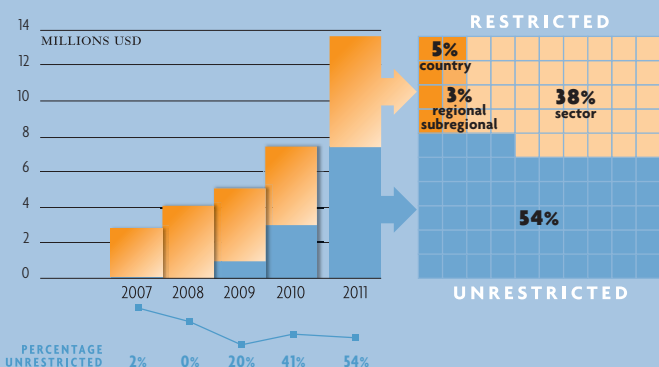
Total contribution in USD: **100,000** [RANK 44]
 Unrestricted contribution (USD): **100,000** [RANK 32]
 Donor ranking per GDP: **44**
 Donor ranking per capita: **45**





Australia

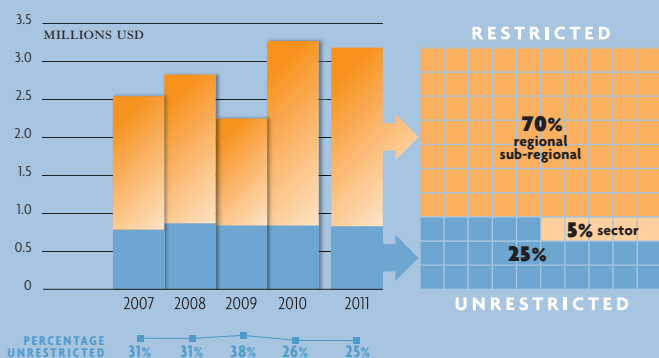
Total contribution in USD: **56,537,400** [RANK 9]
 Total contribution in currency: **50,340,390 (AUD) • 3,474,883 (USD)**
 Unrestricted contribution (USD): **16,227,181** [RANK 7]
 Donor ranking per GDP: **14**
 Donor ranking per capita: **10**



Australia for UNHCR

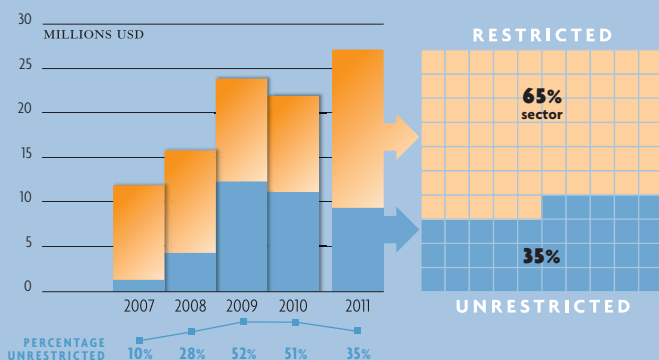
Total contribution in USD: **13,612,115**
 Total contribution in currency: **1,336 (USD) • 13,078,139 (AUD)**

Major donors	USD
Corrs Chambers Westgarth and employees	85,364
Pace Foundation	64,990
The Story Street Fund	51,760
The Jani Haenke Charitable Trust	51,073



Austria

Total contribution in USD: **3,196,776** [RANK 23]
 Total contribution in currency: **2,338,649 (EUR)**
 Unrestricted contribution (USD): **810,440** [RANK 20]
 Donor ranking per GDP: **25**
 Donor ranking per capita: **22**



Belgium

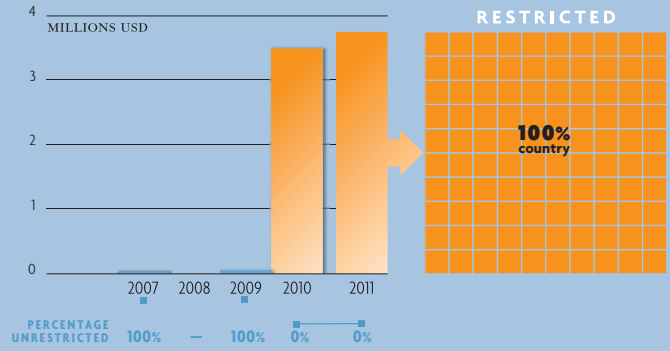
Total contribution in USD: **26,930,127** [RANK 15]
 Total contribution in currency: **19,264,583 (EUR) • 702,270 (USD)**
 Unrestricted contribution (USD): **9,423,369** [RANK 11]
 Donor ranking per GDP: **9**
 Donor ranking per capita: **11**

 **Brazil**

Total contribution in USD: **3,750,034** [RANK 22]

Donor ranking per GDP: **31**

Donor ranking per capita: **36**



 **Canada**

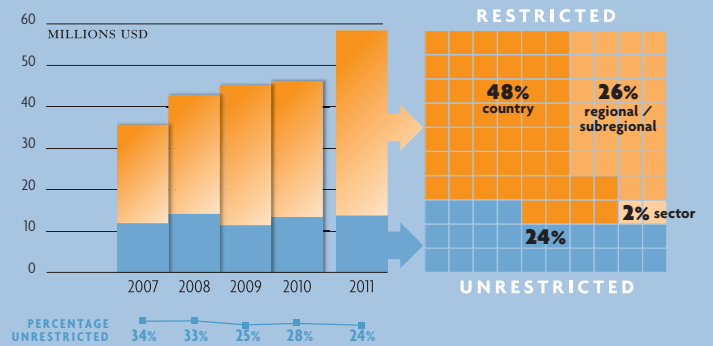
Total contribution in USD: **58,543,383** [RANK 8]

Total contribution in currency: **57,860,000** (CAD)

Unrestricted contribution (USD): **14,000,000** [RANK 9]

Donor ranking per GDP: **17**

Donor ranking per capita: **16**

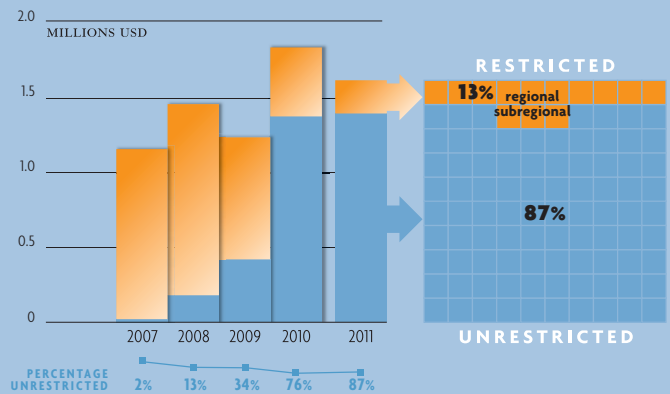


Private sector

Total contribution in USD: **1,615,303**

Total contribution in currency: **1,599,335** (CAD)

Major donors	USD
Morneau Shepell	54,822
Audrey S. Hellyer Charitable Foundation	49,910



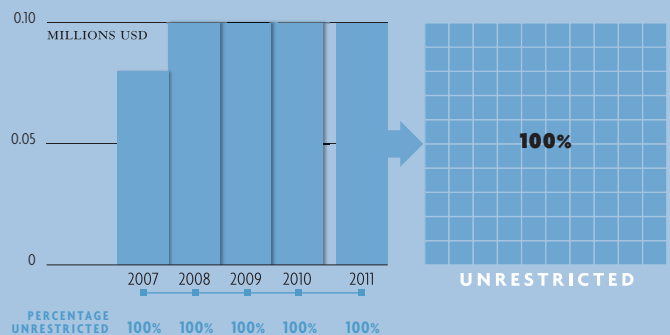
 **Chile**

Total contribution in USD: **100,000** [RANK 45]

Unrestricted contribution (USD): **100,000** [RANK 33]

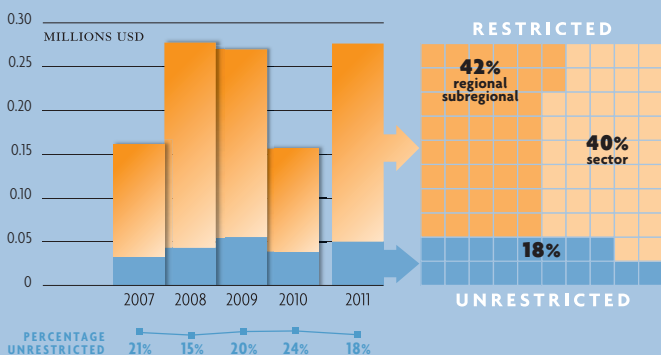
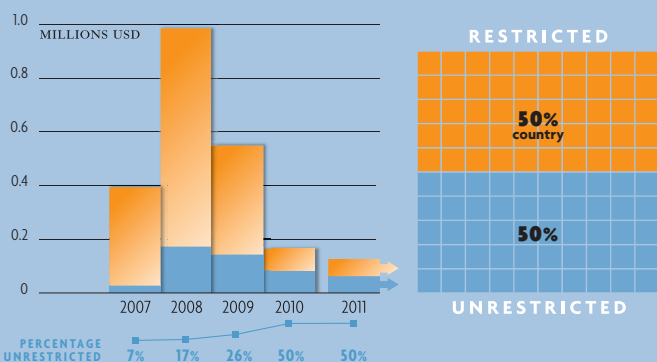
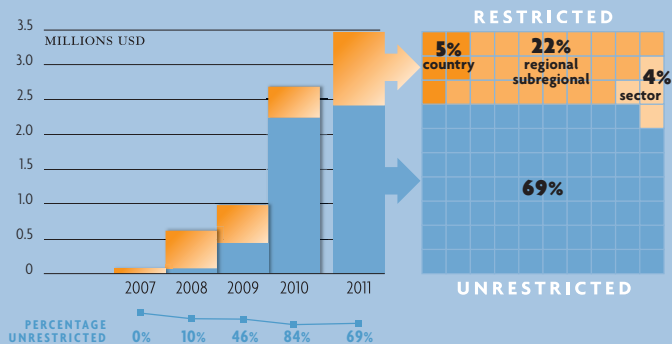
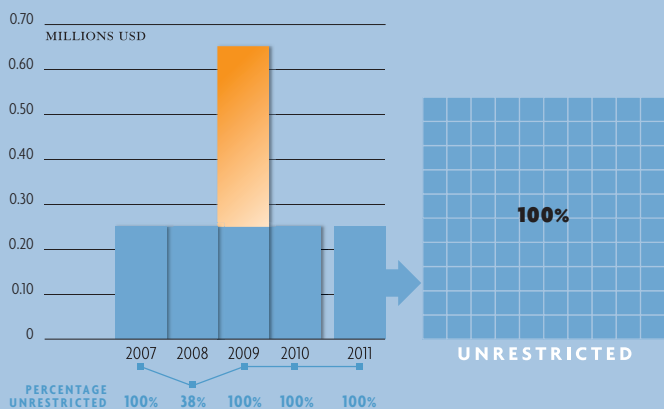
Donor ranking per GDP: **42**

Donor ranking per capita: **41**



CONTRIBUTIONS TO UNHCR
2007 - 2011

LEVEL OF EARMARKING
IN 2011



China

Total contribution in USD: **250,000** [RANK 36]
 Unrestricted contribution (USD): **250,000** [RANK 24]
 Donor ranking per GDP: **46**
 Donor ranking per capita: **46**

Private sector in Hong Kong SAR (China)

Total contribution in USD: **3,468,084**
 Total contribution in currency: **27,014,700** (HKD)

Major Donors	USD
Shih Wing Ching Foundation Ltd.	64,516

Czech Republic

Total contribution in USD: **126,794** [RANK 41]
 Unrestricted contribution (USD): **63,397** [RANK 36]
 Donor ranking per GDP: **40**
 Donor ranking per capita: **39**

Estonia

Total contribution in USD: **275,644** [RANK 35]
 Total contribution in currency: **198,347** (EUR)
 Unrestricted contribution (USD): **50,390** [RANK 38]
 Donor ranking per GDP: **21**
 Donor ranking per capita: **24**

Denmark

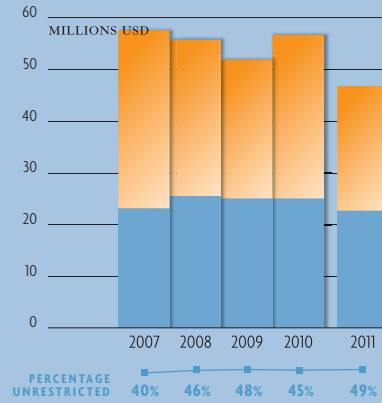
Total contribution in USD: **46,850,547** [RANK 11]
 Total contribution in currency: **257,127,976** (DKK) • **602,203** (USD)
 Unrestricted contribution (USD): **22,907,489** [RANK 5]
 Donor ranking per GDP: **4**
 Donor ranking per capita: **5**

Private sector


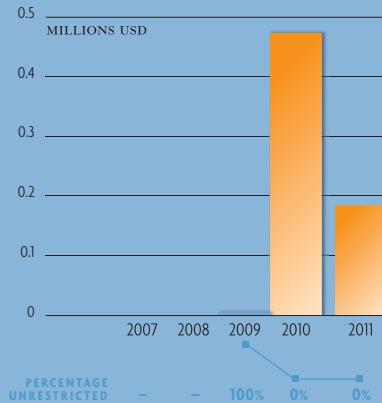
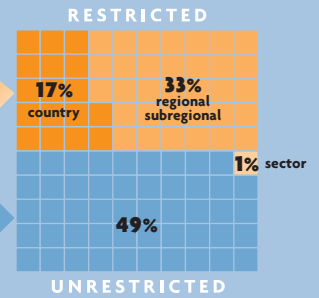
Total contribution in USD: **184,954**
 Total contribution in currency: **1,004,500** (DKK)

Major Donors	USD
The LEGO Foundation	184,094

CONTRIBUTIONS TO UNHCR
2007 - 2011


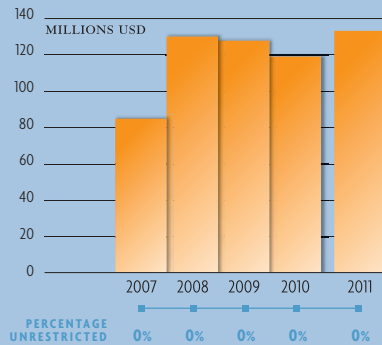


LEVEL OF EARMARKING
IN 2011



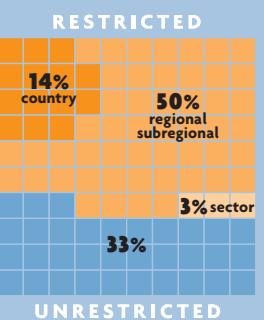
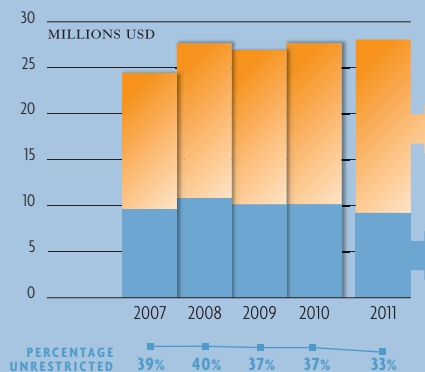
European Union

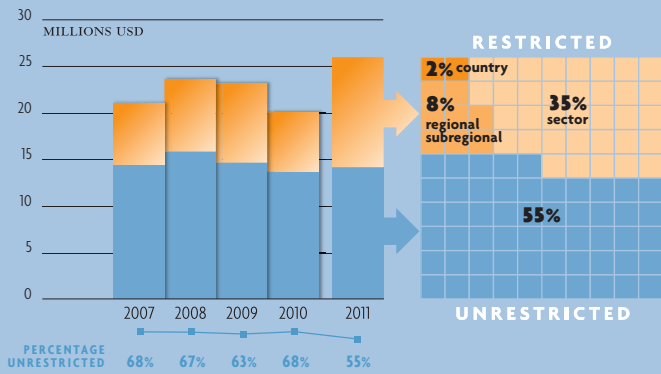
Total contribution in USD: **133,191,382** [RANK 3]
 Total contribution in currency: **97,009,392** (EUR)



Finland

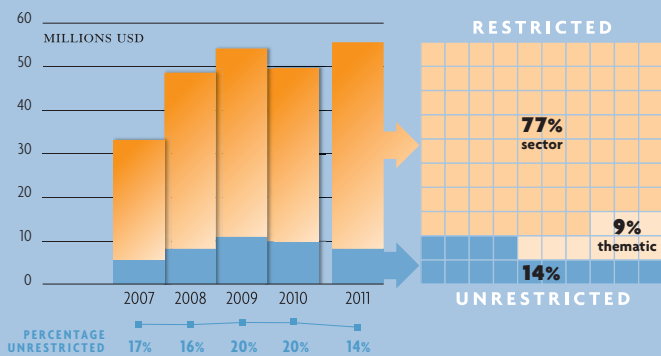
Total contribution in USD: **28,074,419** [RANK 14]
 Total contribution in currency: **20,522,000** (EUR) • **389,549** (USD)
 Unrestricted contribution (USD): **9,198,423** [RANK 12]
 Donor ranking per GDP: **5**
 Donor ranking per capita: **7**





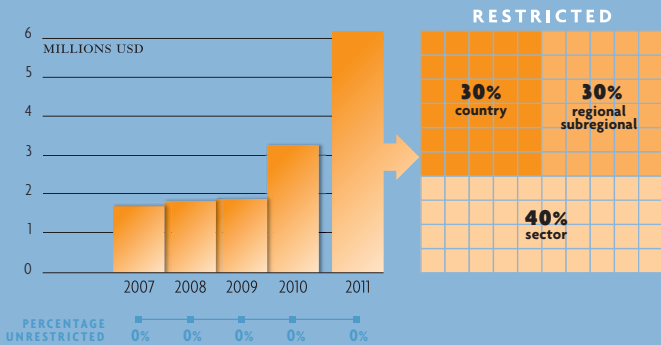
France

Total contribution in USD: **25,981,207** [RANK 16]
 Total contribution in currency: **4,065,000** (EUR) • **20,203,437** (USD)
 Unrestricted contribution (USD): **14,299,450** [RANK 8]
 Donor ranking per GDP: **24**
 Donor ranking per capita: **21**



Germany

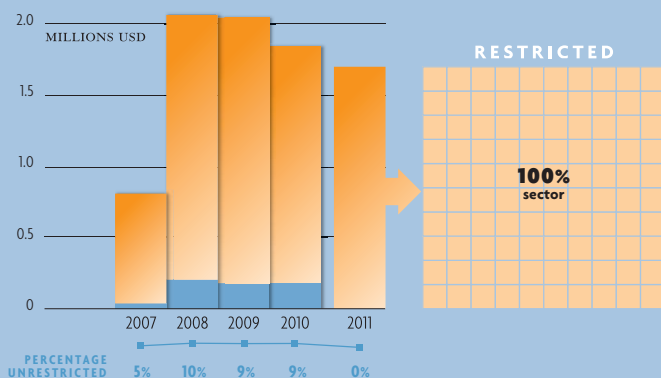
Total contribution in USD: **55,678,221** [RANK 10]
 Total contribution in currency: **36,120,995** (EUR) • **6,196,243** (USD)
 Unrestricted contribution (USD): **8,063,951** [RANK 14]
 Donor ranking per GDP: **19**
 Donor ranking per capita: **18**



Deutsche Stiftung für UNO-Flüchtlingshilfe eV

Total contribution in USD: **6,182,154**
 Total contribution in currency: **4,112,833** (EUR) • **500,000** (USD)

Major Donors	USD
Google Inc. Charitable Giving Fund of Tides Foundation	500,000
BILD hilft e.V. "Ein Herz für Kinder"	332,144
BASF Social Foundation	272,851
Lions Club Austria	113,333

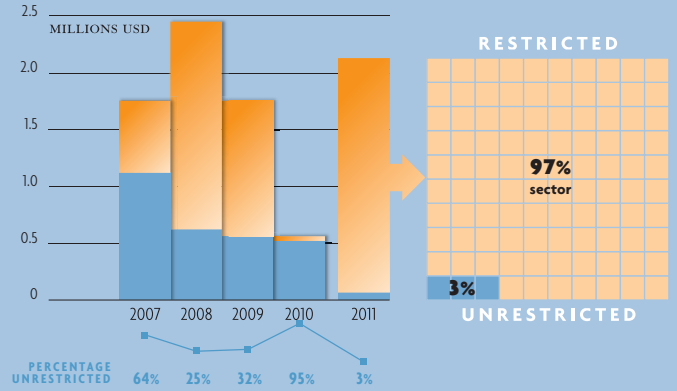


Hungary

Total contribution in USD: **1,703,995** [RANK 26]
 Total contribution in currency: **1,277,996** (EUR)
 Donor ranking per GDP: **22**
 Donor ranking per capita: **26**

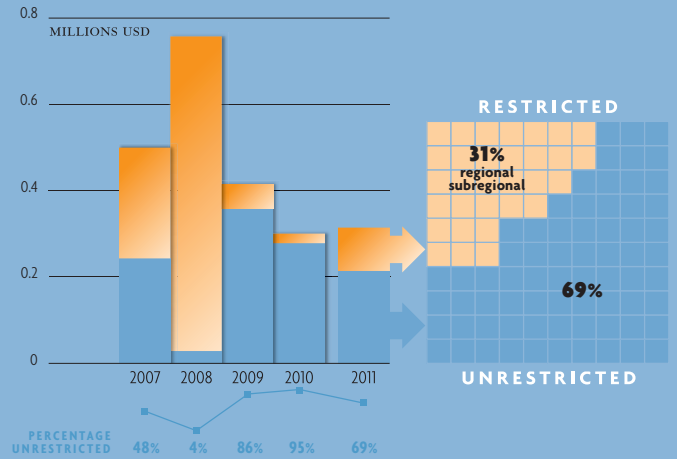
 **Greece**

Total contribution in USD: **2,130,540** [RANK 24]
 Total contribution in currency: **1,620,277 (EUR)**
 Unrestricted contribution (USD): **54,667** [RANK 37]
 Donor ranking per GDP: **27**
 Donor ranking per capita: **25**



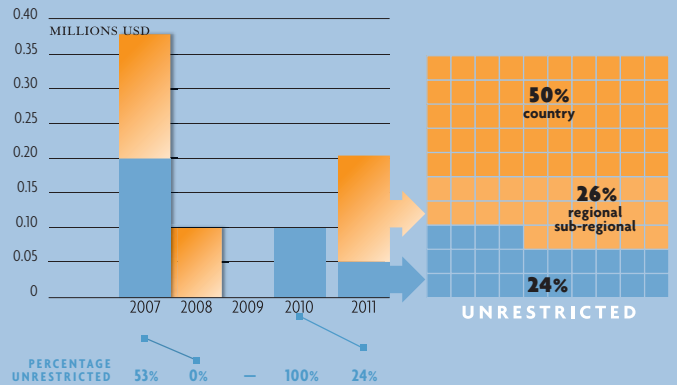
Private sector

Total contribution in USD: **318,629**
 Total contribution in currency: **231,443 (EUR)**



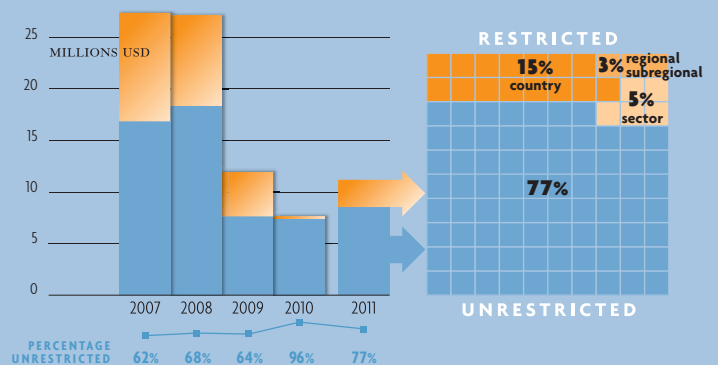
 **Iceland**

Total contribution in USD: **202,558** [RANK 39]
 Total contribution in currency: **5,500,000 (ISK) • 153,098 (USD)**
 Unrestricted contribution (USD): **49,460** [RANK 39]
 Donor ranking per GDP: **20**
 Donor ranking per capita: **20**

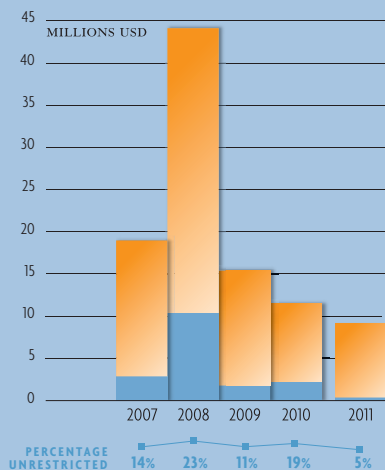


 **Ireland**

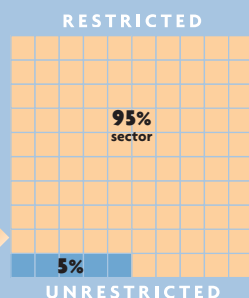
Total contribution in USD: **11,196,310** [RANK 17]
 Total contribution in currency: **7,770,000 (EUR) • 270,715 (USD)**
 Unrestricted contribution (USD): **8,591,549** [RANK 13]
 Donor ranking per GDP: **10**
 Donor ranking per capita: **12**



CONTRIBUTIONS TO UNHCR
2007 - 2011



LEVEL OF EARMARKING
IN 2011



Italy

Total contribution in USD: **7,841,708** [RANK 19]

Total contribution in currency: **5,141,469** (EUR) • **777,245** (USD)

Unrestricted contribution (USD): **408,719** [RANK 22]

Donor ranking per GDP: **30**

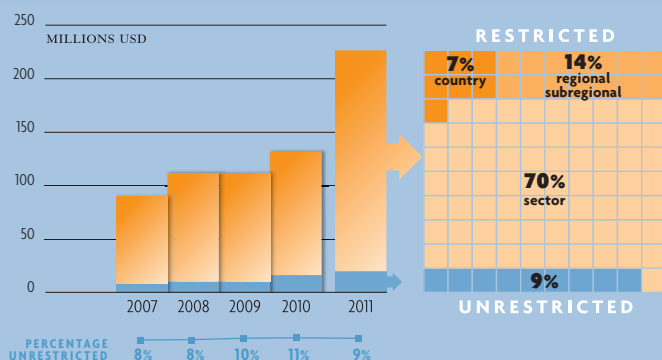
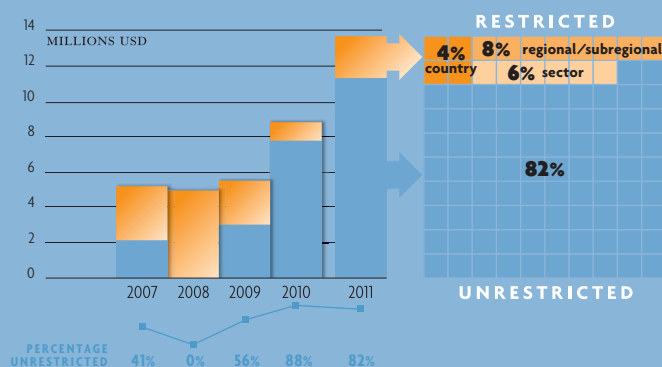
Donor ranking per capita: **27**

Private sector

Total contribution in USD: **13,758,375**

Total contribution in currency: **9,830,373** (EUR) • **143,340** (USD)

Major Donors	USD
Prosolidar	848,915
Fondazione Nando Peretti	253,394
Comitato Collaborazione Medica	143,340
Fondazione Milan	122,989
Consiglio Italiano Rifugiati (CIR)	118,857
BNL Foundation	65,341



Japan

Total contribution in USD: **226,106,644** [RANK 2]

Total contribution in currency: **5,369,776,785** (JPY) • **160,012,174** (USD)

Unrestricted contribution (USD): **19,266,675** [RANK 6]

Donor ranking per GDP: **16**

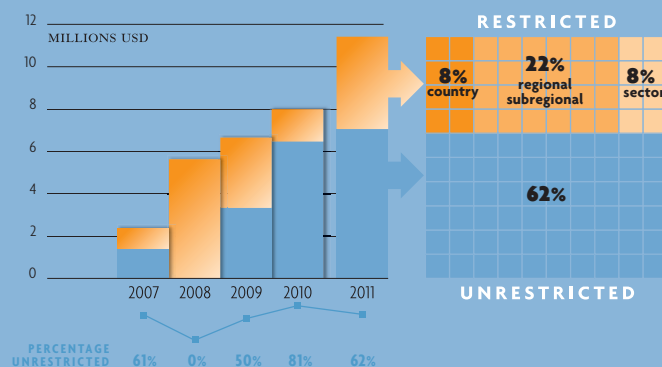
Donor ranking per capita: **15**

Japan Association for UNHCR

Total contribution in USD: **11,457,282**

Total contribution in currency: **712,191,408** (JPY) • **1,862,823** (USD)

Major Donors	USD
Fast Retailing Co., Ltd.	1,767,838
Tadashi Yanai	1,000,000
Tokyo Marathon Foundation	173,089
Rissho Kosei-kai Donate A Meal Fund for Peace	95,858
Shinnyo-en Buddhist Order	95,000
Shunpuukai	86,589
Meiji Co., Ltd.	83,927
Canon Inc.	65,357
Soroptimist International of America,	
Japan Minami, Nishi, Kita, Chuo and Higashi Regions	57,806
Jodo Shu Namu-chan Aid	45,783

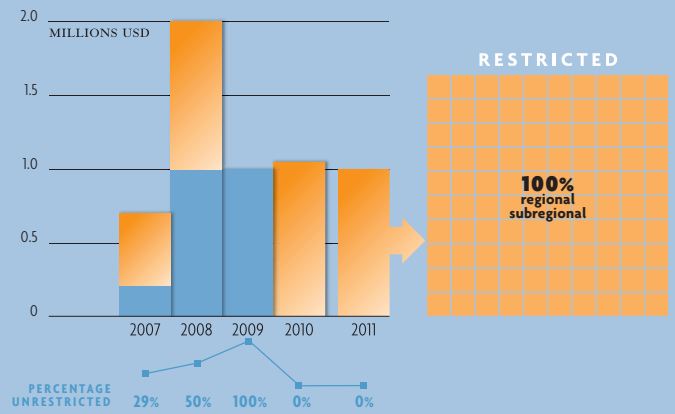


Kuwait

Total contribution in USD: **1,000,000** [RANK 27]
 Total contribution in currency: **1,000,000 (USD)**
 Donor ranking per GDP: **26**
 Donor ranking per capita: **23**

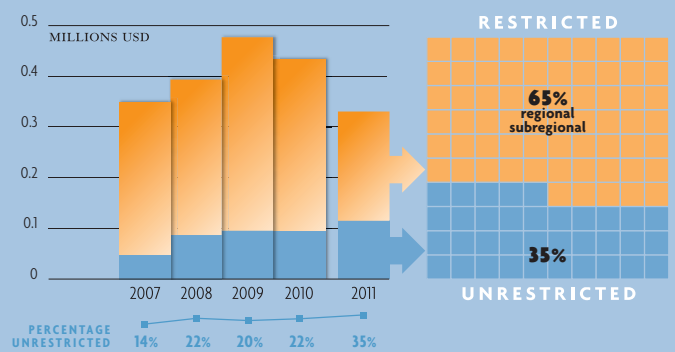
CONTRIBUTIONS TO UNHCR
2007 - 2011

LEVEL OF EARMARKING
IN 2011



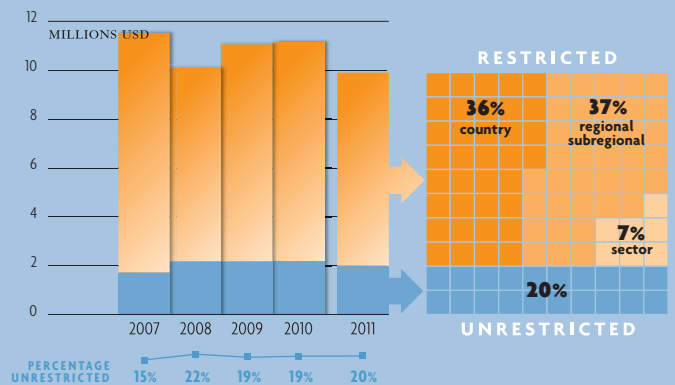
Liechtenstein

Total contribution in USD: **331,996** [RANK 32]
 Total contribution in currency: **300,000 (CHF)**
 Unrestricted contribution (USD): **116,009** [RANK 28]
 Donor ranking per GDP: **7**
 Donor ranking per capita: **4**



Luxembourg

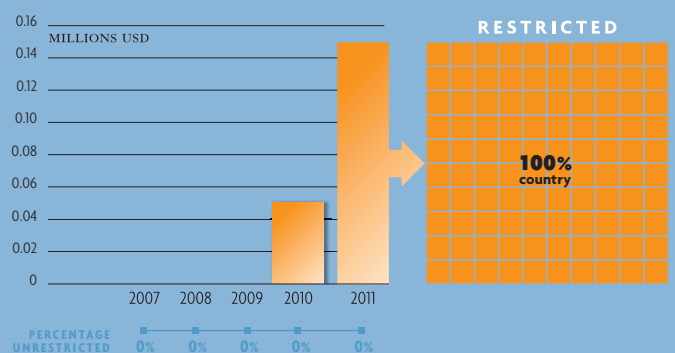
Total contribution in USD: **9,964,242** [RANK 18]
 Total contribution in currency: **7,500,000 (EUR) + 108,789 (USD)**
 Unrestricted contribution (USD): **1,971,091** [RANK 18]
 Donor ranking per GDP: **2**
 Donor ranking per capita: **1**

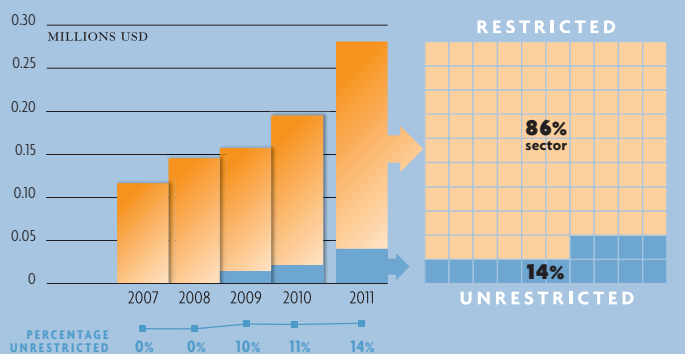


Private sector

Total contribution in USD: **150,000**

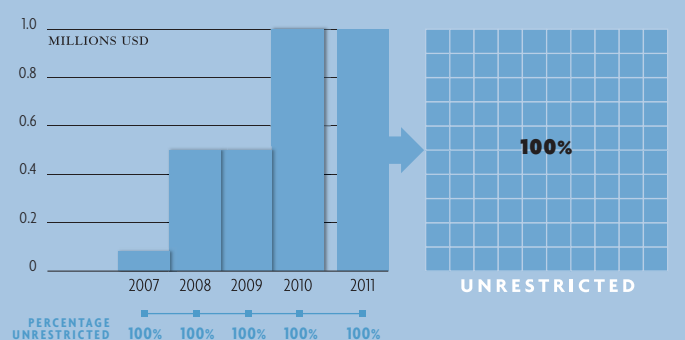
Major Donors	USD
Skype Communications	150,000





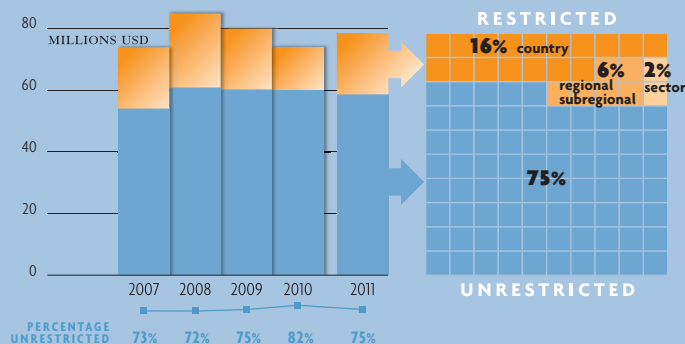
Monaco

Total contribution in USD: **282,523** [RANK 34]
 Total contribution in currency: **215,000 (EUR)**
 Unrestricted contribution (USD): **39,422** [RANK 41]
 Donor ranking per GDP: **12**
 Donor ranking per capita: **6**



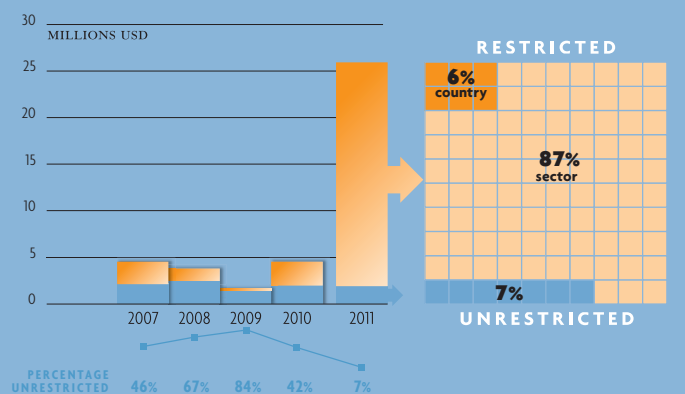
Morocco

Total contribution in USD: **1,000,000** [RANK 28]
 Unrestricted contribution (USD): **1,000,000** [RANK 19]
 Donor ranking per GDP: **23**
 Donor ranking per capita: **33**



Netherlands

Total contribution in USD: **78,561,895** [RANK 6]
 Total contribution in currency: **42,025,000 (EUR) • 19,374,114 (USD)**
 Unrestricted contribution (USD): **59,154,930** [RANK 3]
 Donor ranking per GDP: **6**
 Donor ranking per capita: **8**



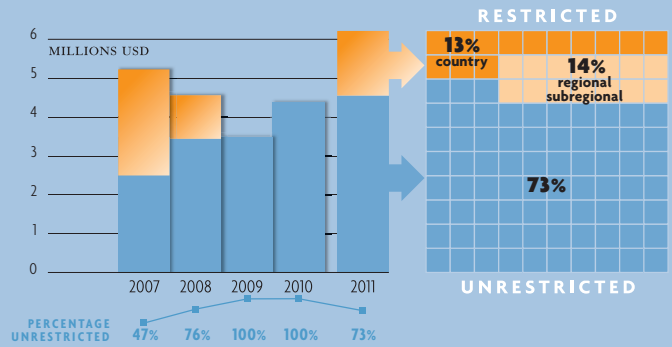
Private sector

Total contribution in USD: **25,968,715**
 Total contribution in currency: **17,285,118 (EUR) • 2,227,230 (USD)**

Major Donors	USD
Stichting IKEA Foundation	23,744,975
Dutch Postcode Lottery (NPL)	1,854,396
Stichting Vluchteling	278,915
Stichting Turing Foundation	63,380

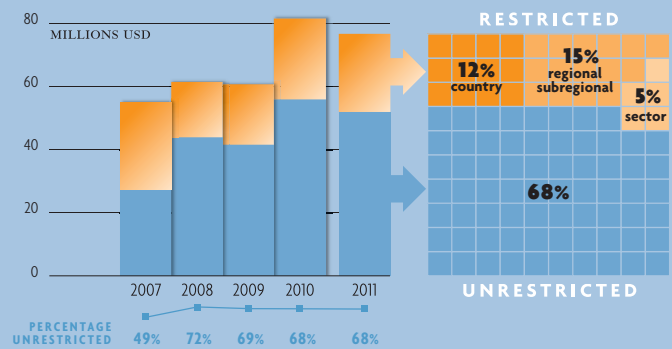
New Zealand

Total contribution in USD: **6,238,753** [RANK 20]
 Unrestricted contribution (USD): **4,580,153** [RANK 16]
 Donor ranking per GDP: **15**
 Donor ranking per capita: **17**



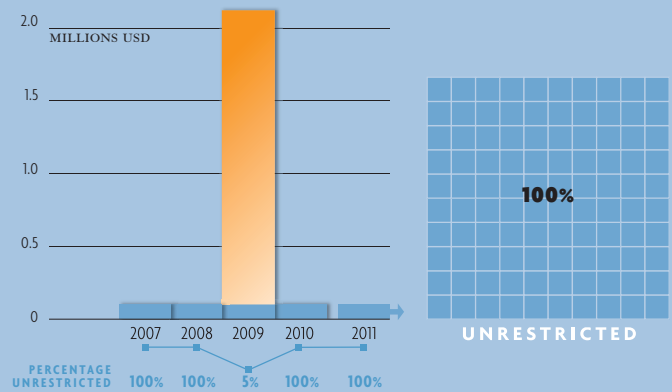
Norway

Total contribution in USD: **76,109,943** [RANK 7]
 Total contribution in currency: **441,213,918** (NOK) • **989,418** (USD)
 Unrestricted contribution (USD): **52,102,201** [RANK 4]
 Donor ranking per GDP: **3**
 Donor ranking per capita: **2**



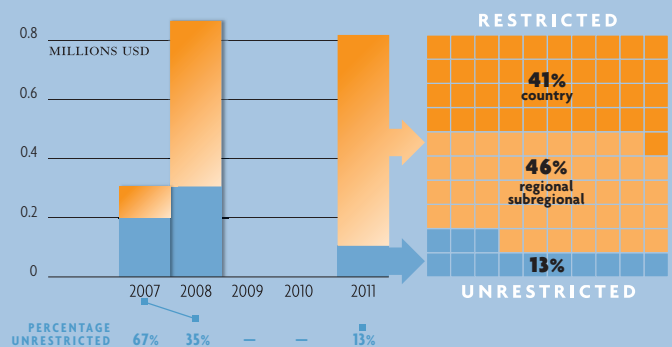
Oman

Total contribution in USD: **100,000** [RANK 46]
 Unrestricted contribution (USD): **100,000** [RANK 34]
 Donor ranking per GDP: **32**
 Donor ranking per capita: **32**



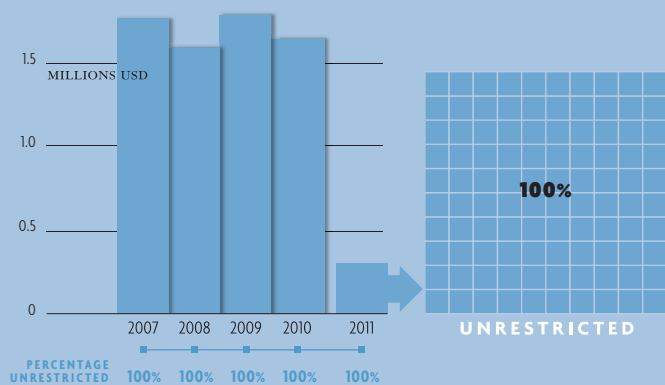
Poland

Total contribution in USD: **809,610** [RANK 29]
 Total contribution in currency: **702,187** (CHF)
 Unrestricted contribution (USD): **105,768** [RANK 30]
 Donor ranking per GDP: **33**
 Donor ranking per capita: **35**



CONTRIBUTIONS TO UNHCR
2007 - 2011

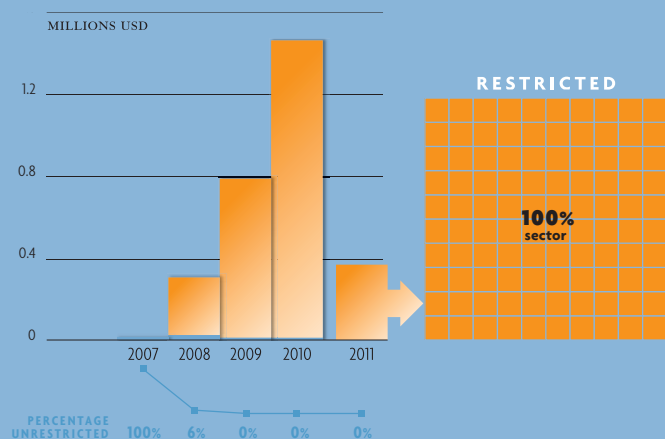
LEVEL OF EARMARKING
IN 2011



Portugal



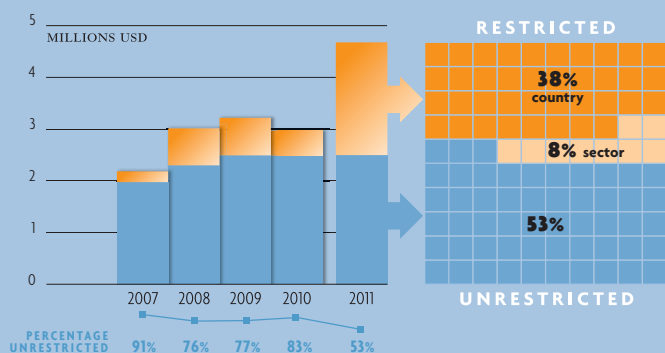
Total contribution in USD: **300,000** [RANK 33]
 Total contribution in currency: **300,000 (USD)**
 Unrestricted contribution (USD): **300,000** [RANK 23]
 Donor ranking per GDP: **37**
 Donor ranking per capita: **34**



Private sector

Total contribution in USD: **363,382**
 Total contribution in currency: **147,750 (EUR) • 14,550,000 (AOA)**

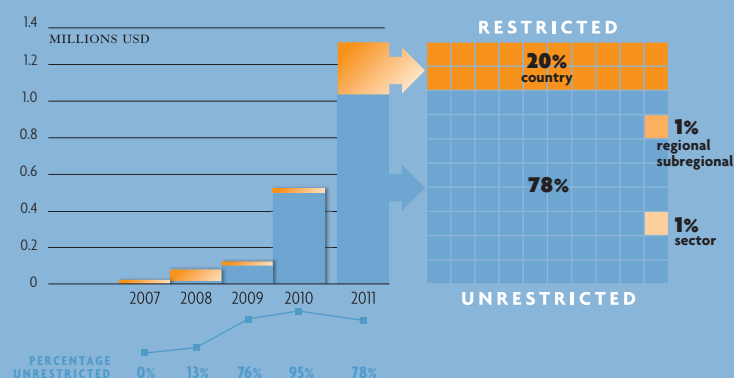
Major Donors	USD
Banco Espirito Santo Angola	153,384
Calouste Gulbenkian Foundation	145,349



Republic of Korea



Total contribution in USD: **4,696,905** [RANK 21]
 Unrestricted contribution (USD): **2,500,000** [RANK 17]
 Donor ranking per GDP: **28**
 Donor ranking per capita: **29**

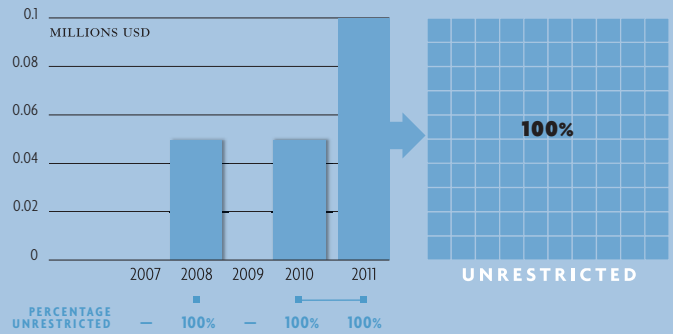


Private sector

Total contribution in USD: **1,329,357**
 Total contribution in currency: **1,480,287,889 (KRW)**

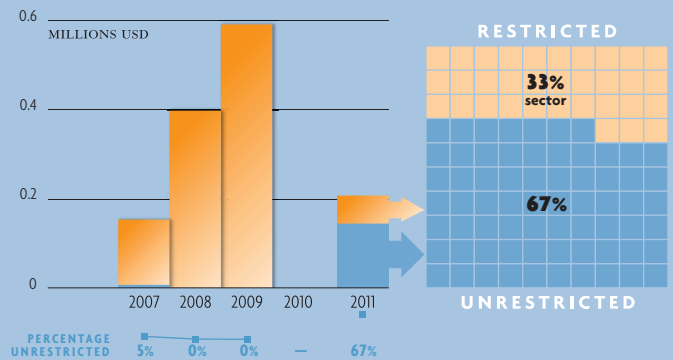
 **Qatar**

Total contribution in USD: **100,000** [RANK 47]
 Unrestricted contribution (USD): **100,000** [RANK 35]
 Donor ranking per GDP: **39**
 Donor ranking per capita: **31**



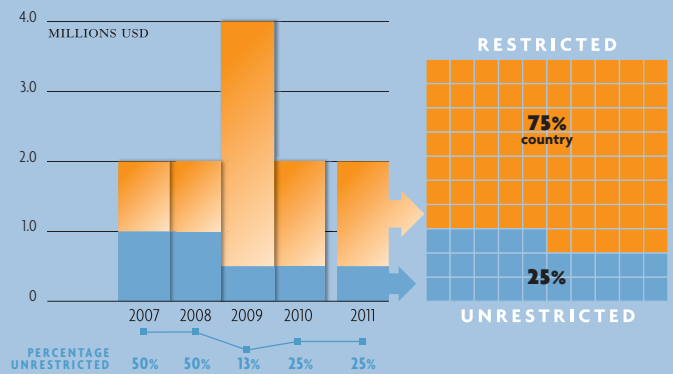
 **Romania**

Total contribution in USD: **209,245** [RANK 37]
 Total contribution in currency: **150,000 (EUR)**
 Unrestricted contribution (USD): **140,845** [RANK 27]
 Donor ranking per GDP: **38**
 Donor ranking per capita: **40**



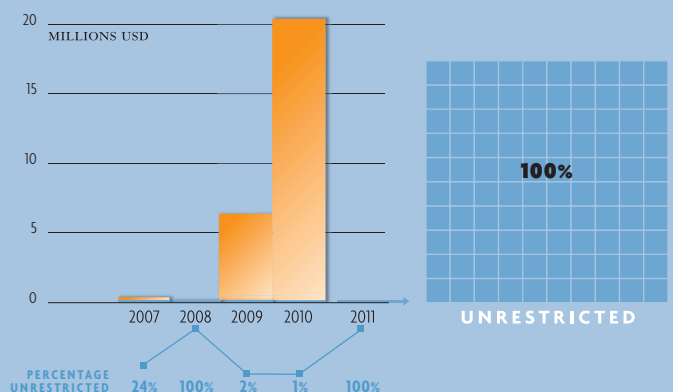
 **Russian Federation**

Total contribution in USD: **2,000,000** [RANK 25]
 Unrestricted contribution (USD): **500,000** [RANK 21]
 Donor ranking per GDP: **36**
 Donor ranking per capita: **37**



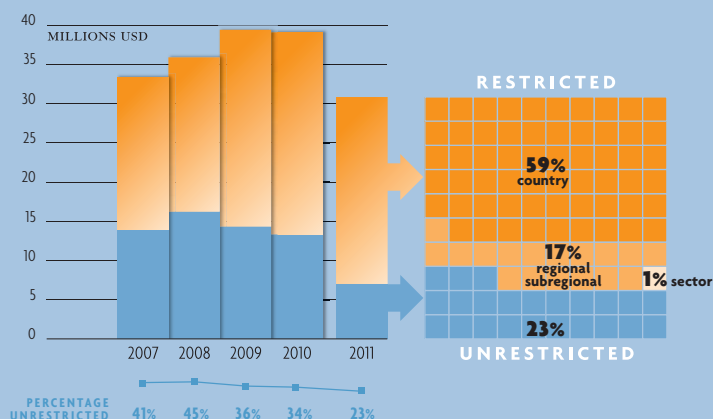
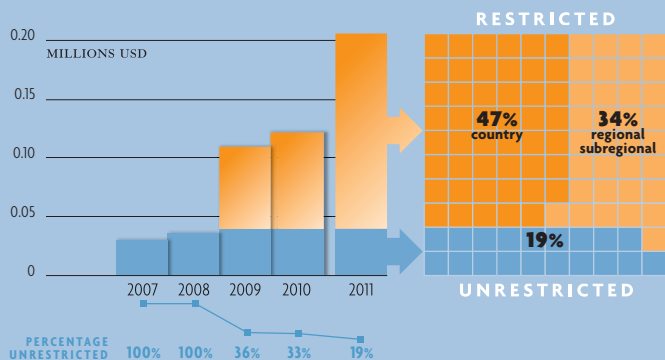
 **Saudi Arabia**

Total contribution in USD: **112,000** [RANK 42]
 Unrestricted contribution (USD): **112,000** [RANK 29]
 Donor ranking per GDP: **45**
 Donor ranking per capita: **42**



Private sector

Total contribution in USD: **533,333**
 Total contribution in currency: **2,000,000 (SAR)**



Slovenia

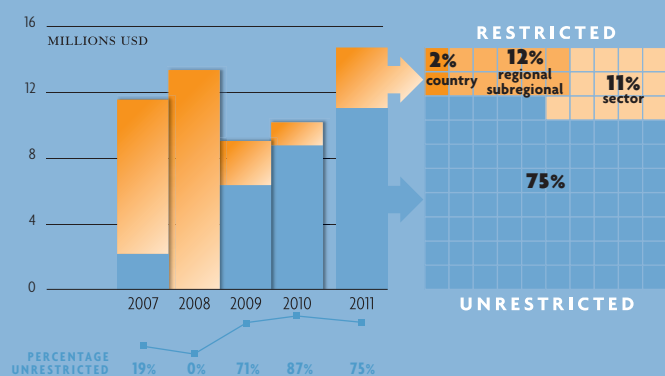
Total contribution in USD: **204,703** [RANK 38]
 Total contribution in currency: **120,000** (EUR) • **40,000** (USD)
 Unrestricted contribution (USD): **40,000** [RANK 40]
 Donor ranking per GDP: **29**
 Donor ranking per capita: **28**

Spain ⁽¹⁾

Total contribution in USD: **30,893,391** [RANK 13]
 Total contribution in currency: **22,116,979** (EUR) • **300,556** (USD)
 Unrestricted contribution (USD): **7,132,668** [RANK 15]
 Donor ranking per GDP: **18**
 Donor ranking per capita: **19**

⁽¹⁾ Contributions from Spain are divided between the central Government (USD 25,317,930) and decentralized public sources (USD 6,044,689). The latter are channeled through España con ACNUR as follows:

	USD
<i>Contributions from Regional and Local Public Sources</i>	
Autonomous Community of Andalusia	2,365,308
Autonomous Community of Basque Country	1,427,844
Autonomous Community of Valencia	636,901
Autonomous Community of Asturias	553,941
Regional Government of Vizcaya	362,506
City Council of Madrid	143,061
City Council of Bilbao	131,788
Fons Català de Cooperació al Desenvolupament	107,296
Sub-total	5,728,648
<i>Other Public Sources</i>	316,040
Grand total	6,044,689



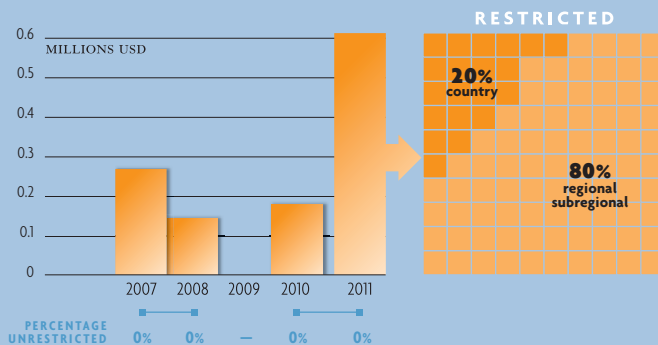
España con ACNUR

Total contribution in USD: **14,771,854**
 Total contribution in currency: **10,746,195** (EUR) • **4,045** (USD)

Major Donors	USD
Intervida Foundation	704,225
La Caixa Foundation	290,587
BBVA	161,290
Montepío Minería Asturiana	50,188
Coop. Gredos-San Diego	45,316

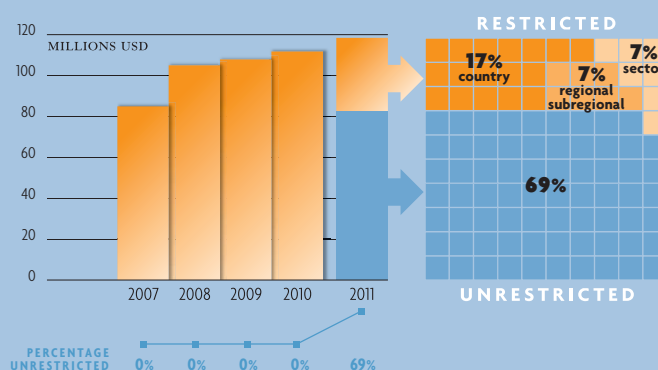
South Africa

Total contribution in USD: **610,288** [RANK 30]
 Total contribution in currency: **562,563 (CHF)**
 Donor ranking per GDP: **35**
 Donor ranking per capita: **38**



Sweden

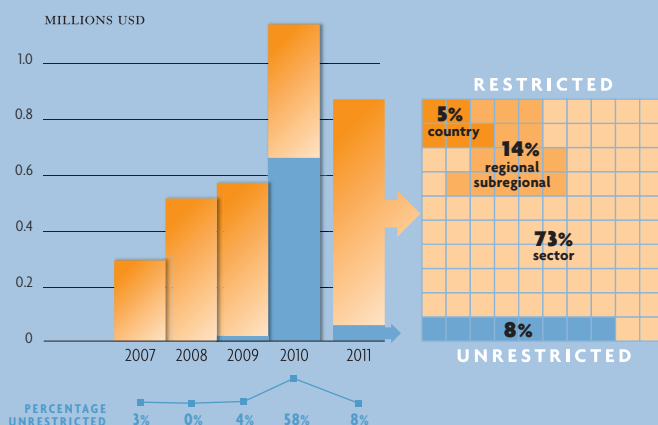
Total contribution in USD: **118,674,212** [RANK 5]
 Total contribution in currency: **797,397,012 (SEK) • 854,812 (USD)**
 Unrestricted contribution (USD): **82,165,791** [RANK 2]
 Donor ranking per GDP: **1**
 Donor ranking per capita: **3**



Private sector

Total contribution in USD: **871,415**
 Total contribution in currency: **3,998,832 (SEK) • 250,815 (USD)**

Major Donors	USD
Swedish Postcode Lottery (SPL)	320,137
Lions Club International	266,786
Water for All / Atlas Copco	103,441
Svenska Cellulosa Aktiebolaget	60,924

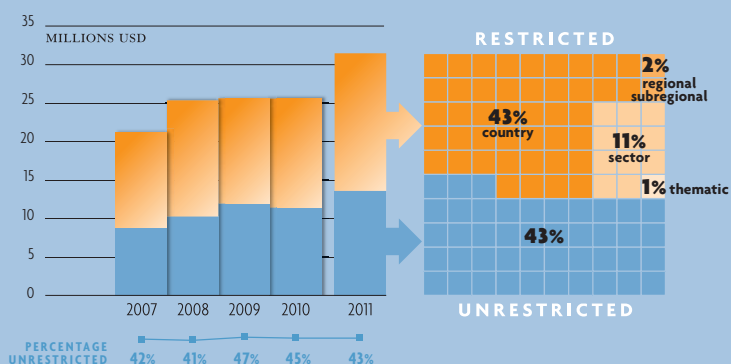


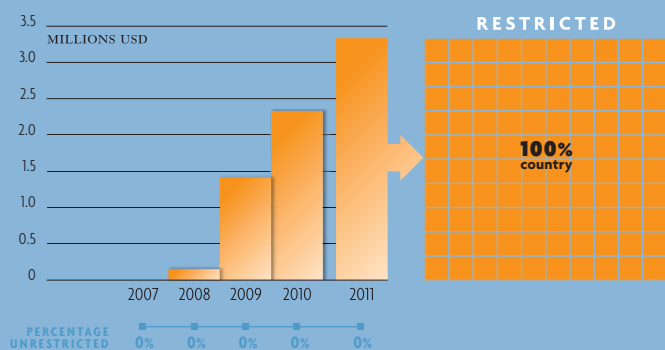
Switzerland

Total contribution in USD: **31,624,870** [RANK 12]
 Total contribution in currency: **27,174,040 (CHF) • 2,337,458 (USD)**
 Unrestricted contribution (USD): **13,738,324** [RANK 10]
 Donor ranking per GDP: **8**
 Donor ranking per capita: **9**

Private sector

Total contribution in USD: **2,417,326**
 Total contribution in currency: **50,000 (EUR) • 189,826 (CHF) • 2,192,957 (USD)**

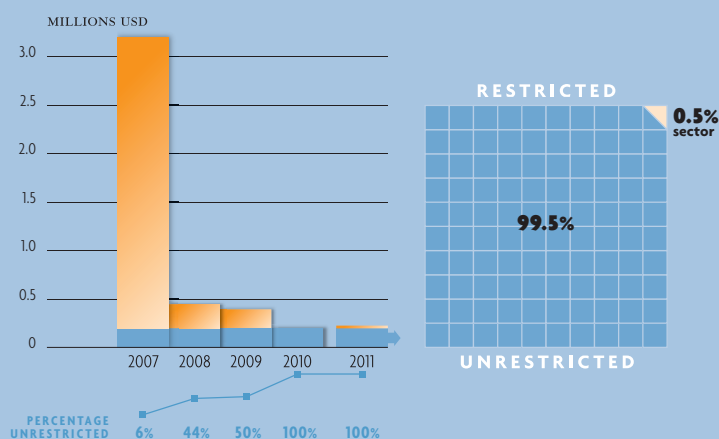




Thailand

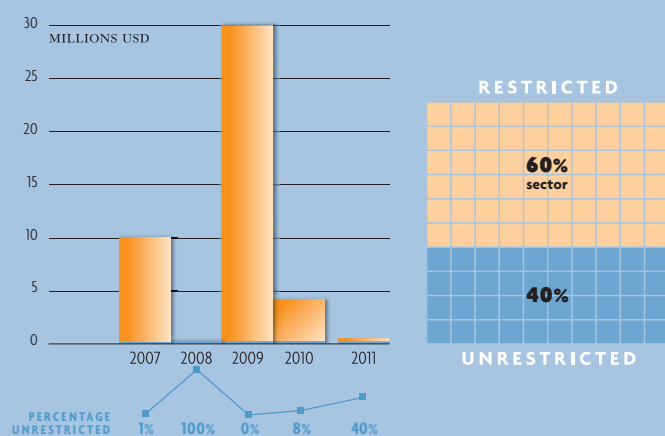
Private sector

Total contribution in USD: **3,330,039**
Total contribution in currency: **101,452,040** (THB)



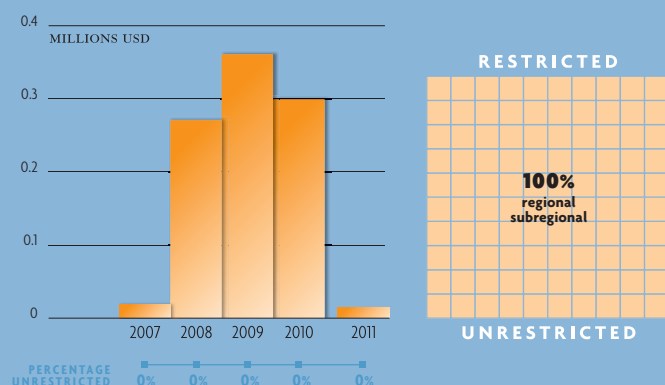
Turkey

Total contribution in USD: **201,000** [RANK 40]
Unrestricted contribution (USD): **200,000** [RANK 26]
Donor ranking per GDP: **43**
Donor ranking per capita: **44**



United Arab Emirates

Total contribution in USD: **500,000** [RANK 31]
Unrestricted contribution (USD): **200,000** [RANK 25]
Donor ranking per GDP: **34**
Donor ranking per capita: **30**

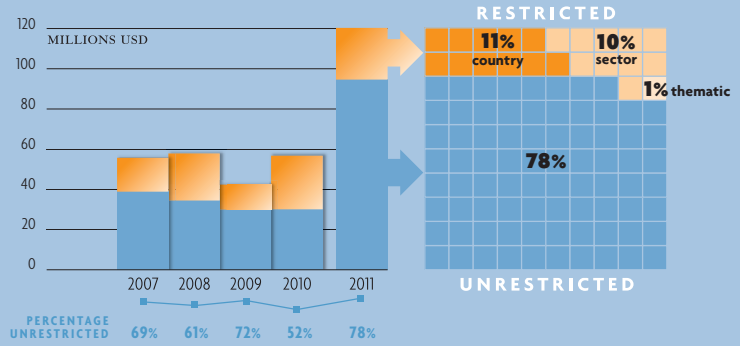


Private sector

Total contribution in USD: **13,171**
Total contribution in currency: **12,160** (USD) • **3,680** (AED)

 **United Kingdom**

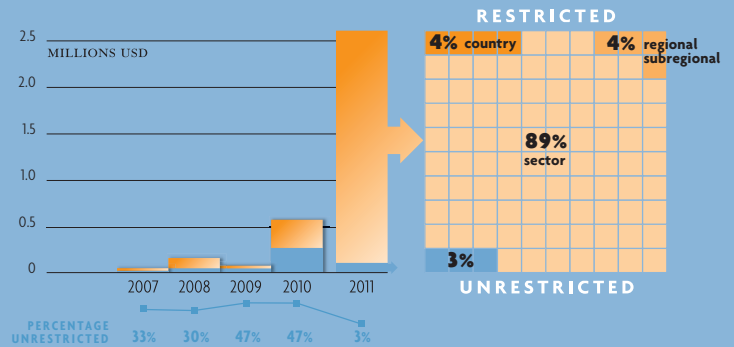
Total contribution in USD: **120,693,340** [RANK 4]
 Total contribution in currency: **74,780,000** (GBP) • **1,182,490** (USD)
 Unrestricted contribution (USD): **94,403,048** [RANK 1]
 Donor ranking per GDP: **11**
 Donor ranking per capita: **14**

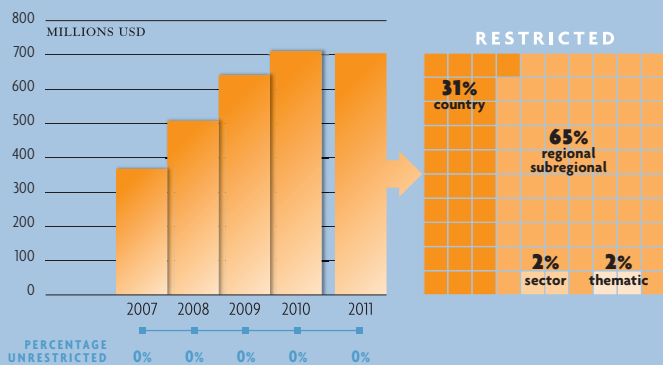


Private sector

Total contribution in USD: **2,615,977**
 Total contribution in currency: **344** (CHF) • **788,183** (GBP) • **600,000** (EUR) • **505,000** (USD)

Major Donors	USD
Lebara Foundation	848,656
ShelterBox Trust Limited	500,000
The Diana Princess of Wales Memorial Fund	216,089
Asfari Foundation	199,456
Said Foundation	199,456



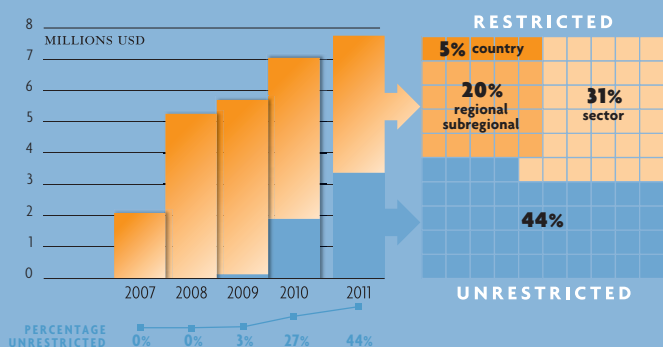


United States of America

Total contribution in USD: **698,168,056** [RANK 1]

Donor ranking per GDP: **13**

Donor ranking per capita: **13**



USA for UNHCR

Total contribution in USD: **7,788,031**

Total contribution in currency: **10,000** (EUR) • **7,773,765** (USD)

Major Donors	USD
Microsoft Corporation	991,888
United Nations Foundation	689,765
Pamela and Pierre Omidyar	400,000
Jolie-Pitt Foundation	302,000
Humanity United	198,572
The Khaled Hosseini Foundation	178,173
United Parcel Service	170,000
Western Union Foundation	160,000
Harold Simmons Foundation	100,000
The Bridgeway Foundation	53,120
Citi Foundation	50,000
Stephanie and Hunter Hunt	50,000

Intergovernmental donors



African Development Bank

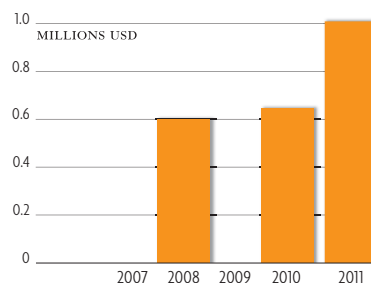
Total contribution in USD: **630,000**

CONTRIBUTIONS TO UNHCR
2007 - 2011



African Union

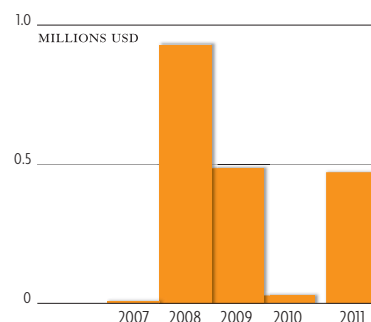
Total contribution in USD: **1,015,000**



Council of Europe Development Bank

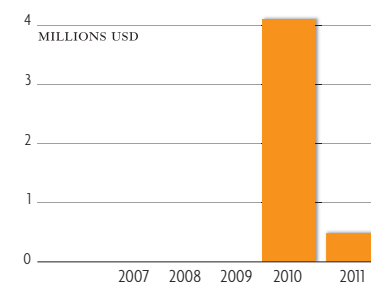
Total contribution in USD: **472,046**

Total contribution in currency: **348,875 (EUR)**

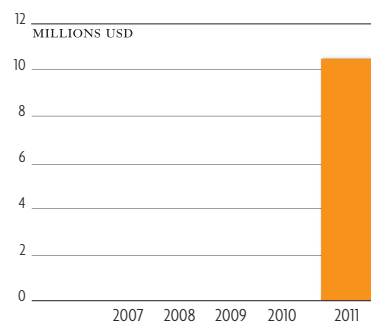
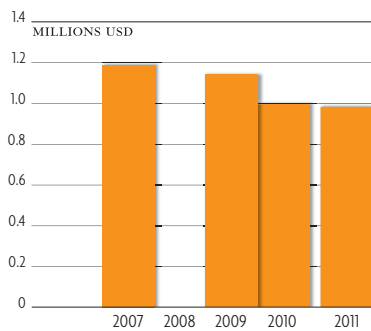
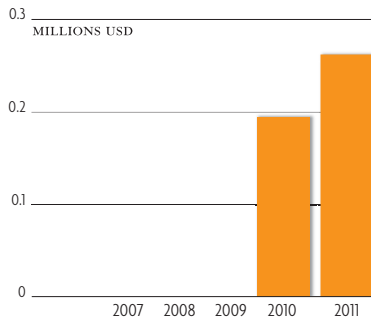
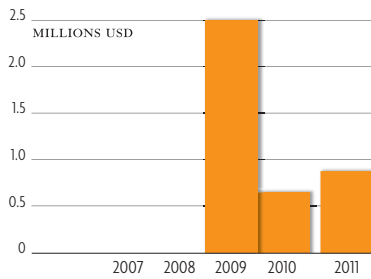


Economic Community West Africa

Total contribution in USD: **500,000**



CONTRIBUTIONS TO UNHCR
2007 - 2011



Intergovernmental Authority on Development (IGAD)



Total contribution in USD: **863,361**

International Organization for Migration



Total contribution in USD: **260,645**
Total contribution in currency: **47,121 (EUR) • 198,725 (USD)**

OPEC Fund for International Development



Total contribution in USD: **989,234**

World Bank



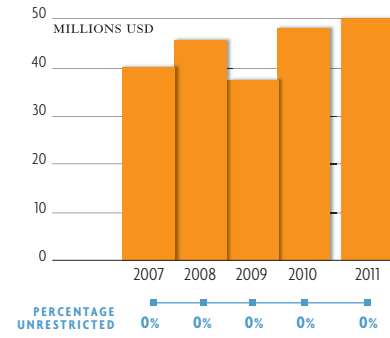
Total contribution in USD: **10,511,355**

United Nations System donors



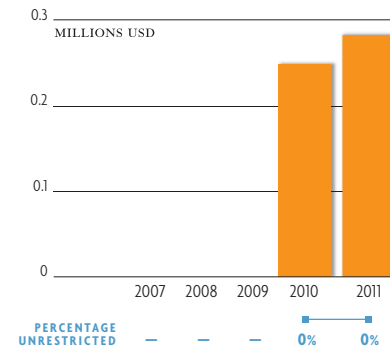
Central Emergency Response Fund

Total contribution in USD: **50,154,676**



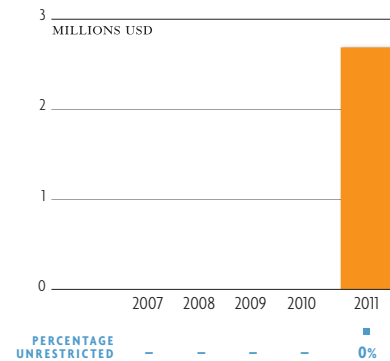
Common Humanitarian Fund for Central African Republic

Total contribution in USD: **283,000**



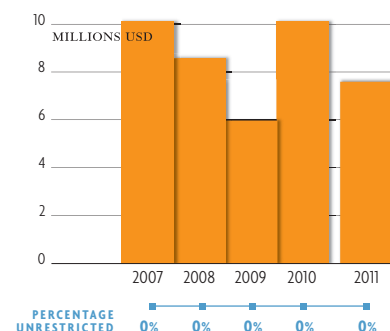
Common Humanitarian Fund for Somalia

Total contribution in USD: **2,697,469**



Common Humanitarian Fund for Sudan

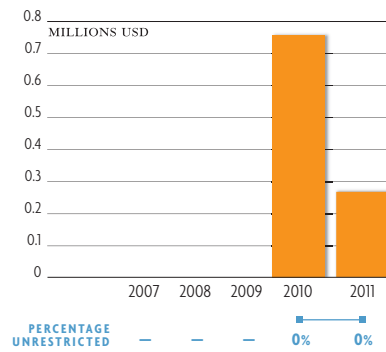
Total contribution in USD: **7,603,182**





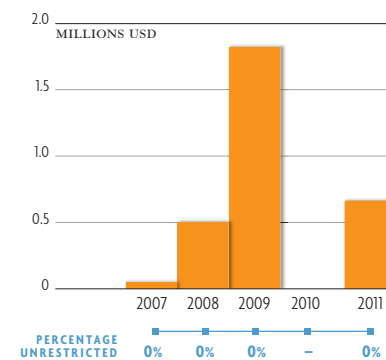
Stabilization and Recovery Funding Facility in Eastern DRC

Total contribution in USD: **270,000**



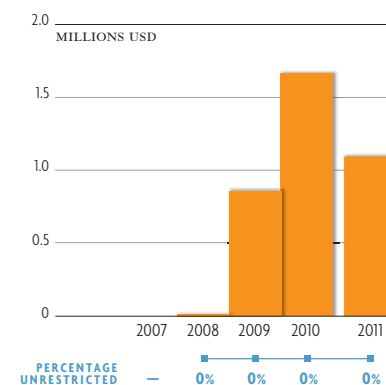
United Nations Children's Fund

Total contribution in USD: **663,017**



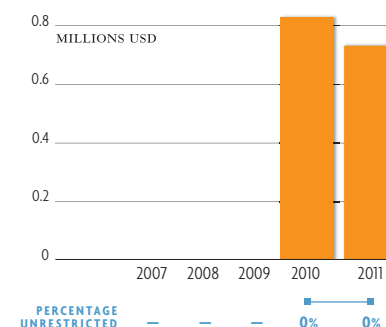
UN Millennium Development Goals Achievement Fund

Total contribution in USD **1,097,240**

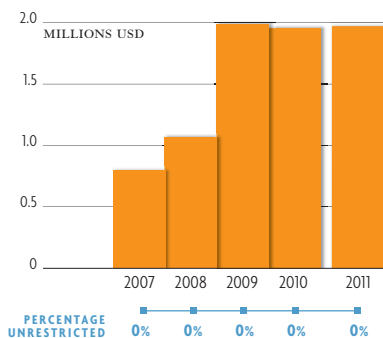
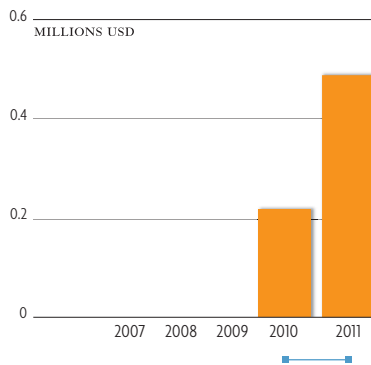
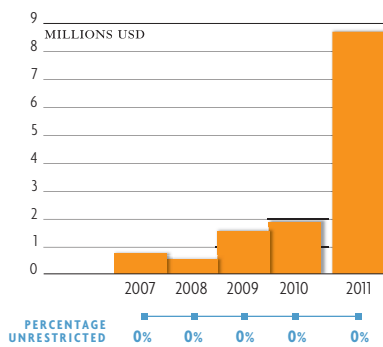
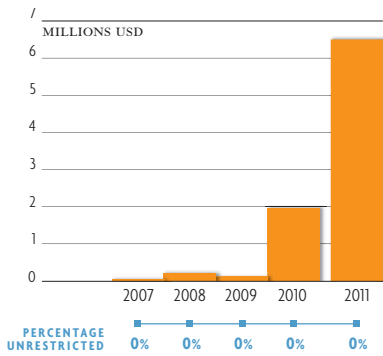


United Nations Development Group Iraq Trust Fund

Total contribution in USD: **731,830**



CONTRIBUTIONS TO UNHCR
2007 - 2011



United Nations Development Programme



Total contribution in USD: **6,535,279**

United Nations Peacebuilding Fund



Total contribution in USD: **8,654,922**

United Nations Population Fund



Total contribution in USD: **486,375**

United Nations Trust Fund for Human Security



Total contribution in USD: **1,980,186**