

DONOR PROFILES

THIS CHAPTER gives an overview of UNHCR's major donors, listed under the following groups:

- Governmental donors, the European Union, the private sector and national associations
- Intergovernmental donors
- United Nations system donors

ALL GOVERNMENTAL, intergovernmental and UN donors who contributed USD 150,000 or more are included in this chapter. The donor profiles for the private sector and national associations include a list of donors who contributed USD 100,000 or more.

The profiles for governmental donors include rankings based on the total con-

tribution; unrestricted contributions; and contributions in relation to the population size and GDP of the country concerned. Rankings are calculated only for governmental donors and the European Union. The profiles for governmental, private sector, national associations, intergovernmental and UN donors also include a chart showing the level of earmarking in 2012. Definitions of the different

earmarking levels are provided in the *Glossary*.

Only contributions that have been recorded against UNHCR's 2012 budgets are included. Contributions that were received in 2012, but recorded for activities in another year, will be shown in the Global Report for that year.

TABLE 1

Main governmental donors • 2012 | Total contributions

	Total USD
United States of America	793,470,742
Japan	185,379,986
European Union	166,944,814
Sweden	118,301,246
Netherlands	103,432,851
United Kingdom	99,585,966
Norway	84,862,943
Germany	69,262,446
Canada	64,989,067
Denmark	58,139,553
Australia	48,644,473
Switzerland	37,547,459
Finland	24,328,164
France	23,259,939
Belgium	16,850,476
Spain	14,916,910
Saudi Arabia	13,698,670
Italy	12,827,585
Ireland	12,090,556
Luxembourg	10,515,008

TABLE 2

Main governmental donors • 2012 | Unrestricted contributions

	Unrestricted USD
Sweden	81,464,332
Netherlands	49,803,408
Norway	49,471,170
United Kingdom	46,402,802
Denmark	28,689,259
Japan	22,441,243
Australia	18,036,072
Switzerland	15,195,006
France	14,000,000
Canada	13,930,348
Belgium	12,870,013
Germany	10,133,333
Finland	9,333,333
Ireland	8,100,930
New Zealand	5,016,722
Republic of Korea	2,800,000
Kuwait	2,000,000
Luxembourg*	2,000,000
Morocco	1,000,000
Saudi Arabia	1,000,000

* The contribution from Luxembourg of USD 2,000,000 was recorded for Headquarters as regionally-earmarked but was later confirmed to be for any of UNHCR's activities planned in the Global Appeal 2012-2013.

TABLE 3 Top 20 Donors • 2012 | Contributions per capita*

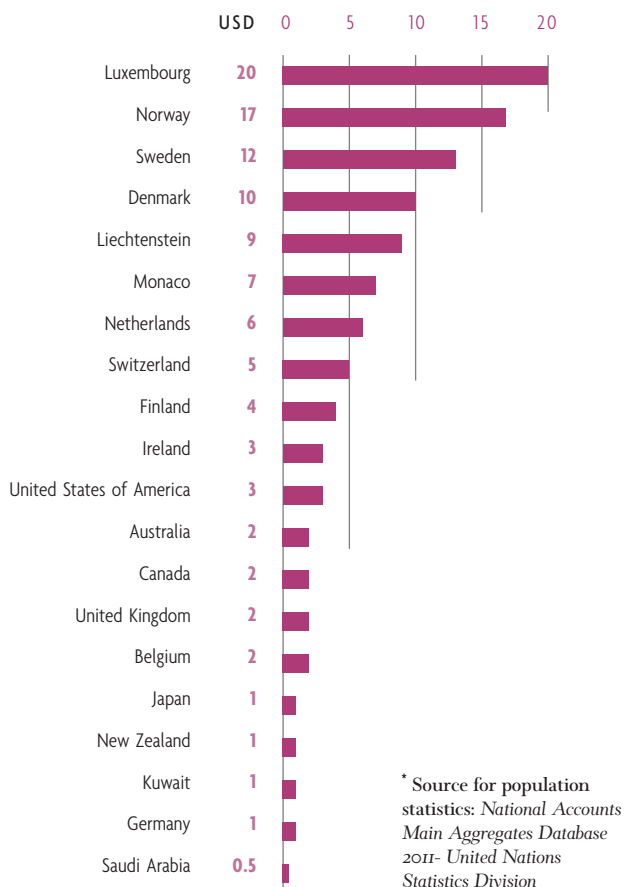
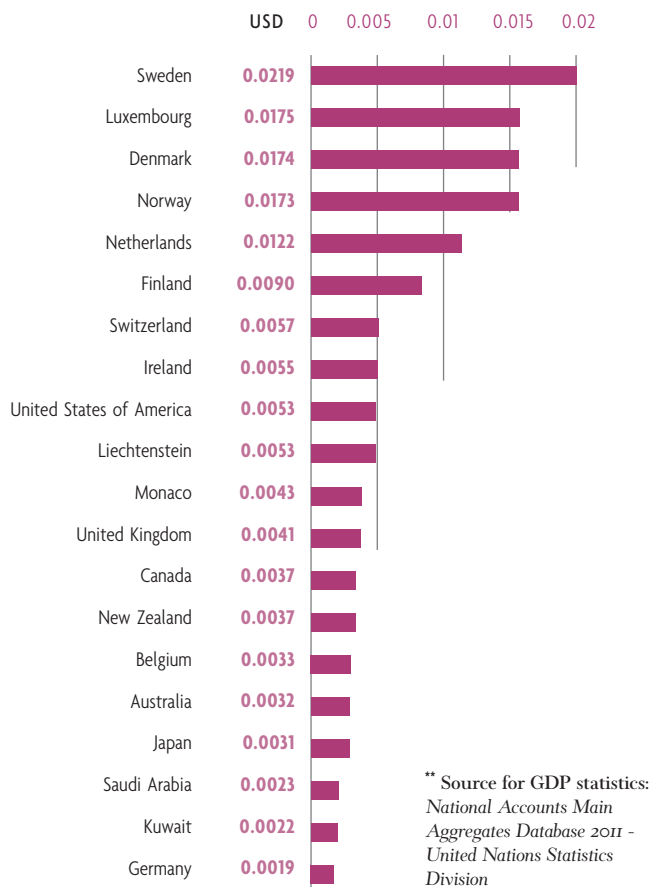


TABLE 4 Top 20 Donors • 2012 | Contributions as a percentage of GDP**



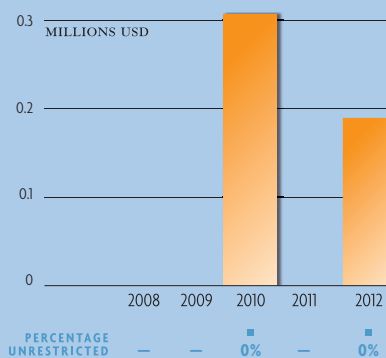
Angola

Private sector

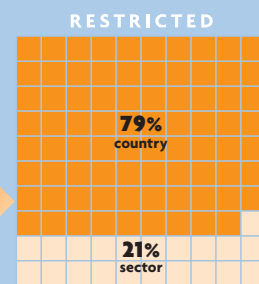
Total contribution in USD: **190,000**

Major donors	USD
Banco Espirito Santo Angola	190,000

CONTRIBUTIONS TO UNHCR 2008 - 2012



LEVEL OF EARMARKING IN 2012



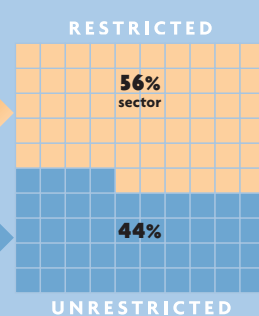
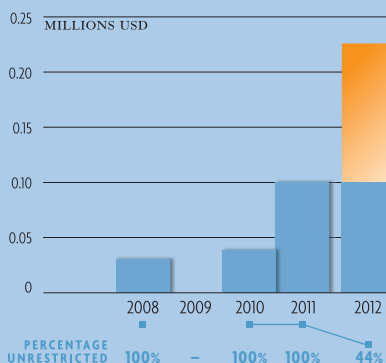
Argentina

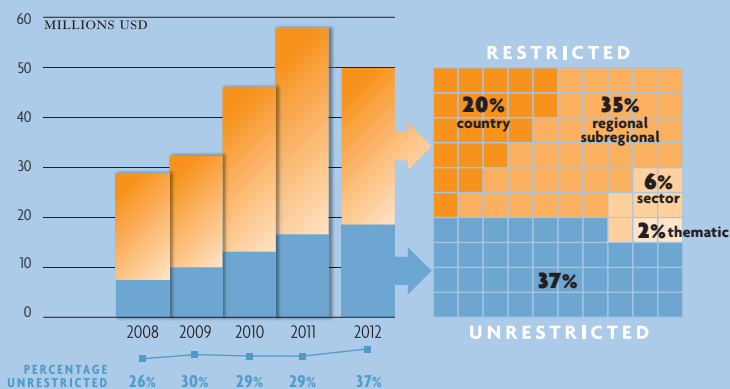
Total contribution in USD: **226,000** [RANK 41]

Unrestricted contribution (USD): **100,000** [RANK 32]

Donor ranking per GDP: **61**

Donor ranking per capita: **60**





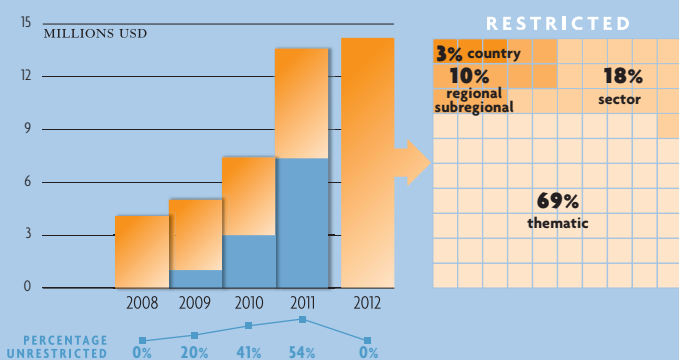
Australia

Total contribution in USD: **48,644,473** [RANK 11]
 Total contribution in currency: **44,295,542** (AUD) • **3,273,742** (USD)
 Unrestricted contribution (USD): **18,036,072** [RANK 7]
 Donor ranking per GDP: **16**
 Donor ranking per capita: **12**

Private sector

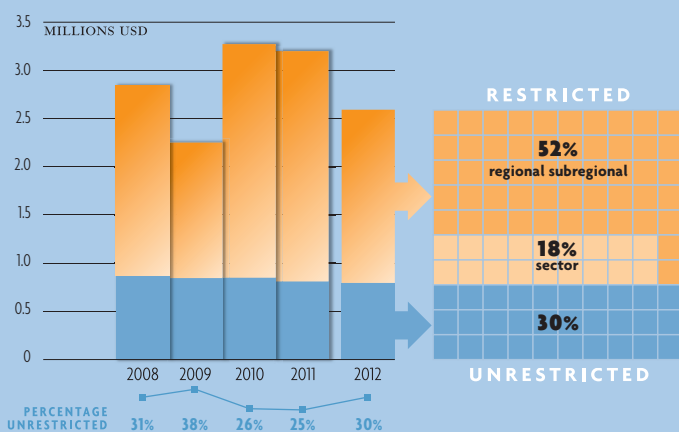
Total contribution in USD: **14,523,126**
 Total contribution in currency: **13,645,548** (AUD) • **285,000** (USD)

Major donors	USD
Australia for UNHCR	14,230,310
Others	
RedR	285,000



Austria

Total contribution in USD: **2,593,834** [RANK 25]
 Total contribution in currency: **1,933,454** (EUR) • **46,752** (USD)
 Unrestricted contribution (USD): **790,885** [RANK 21]
 Donor ranking per GDP: **32**
 Donor ranking per capita: **24**



Belgium

Total contribution in USD: **16,850,476** [RANK 15]
 Total contribution in currency: **13,069,045** (EUR)
 Unrestricted contribution (USD): **12,870,013** [RANK 11]
 Donor ranking per GDP: **15**
 Donor ranking per capita: **15**

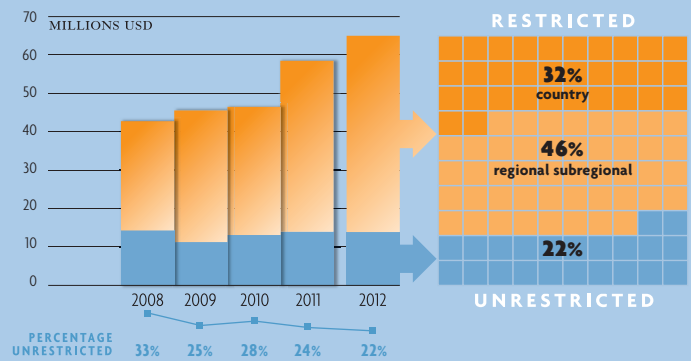
 **Brazil**

Total contribution in USD: **3,635,936** [RANK 23]
 Donor ranking per GDP: **47**
 Donor ranking per capita: **45**



 **Canada**

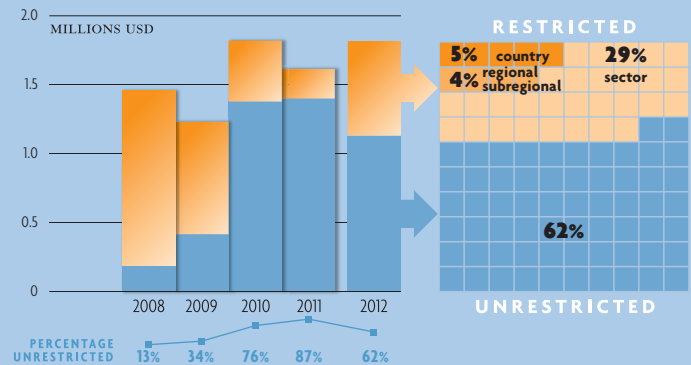
Total contribution in USD: **64,989,067** [RANK 9]
 Total contribution in currency: **65,350,000** (CAD)
 Unrestricted contribution (USD): **13,930,348** [RANK 10]
 Donor ranking per GDP: **13**
 Donor ranking per capita: **13**



Private sector

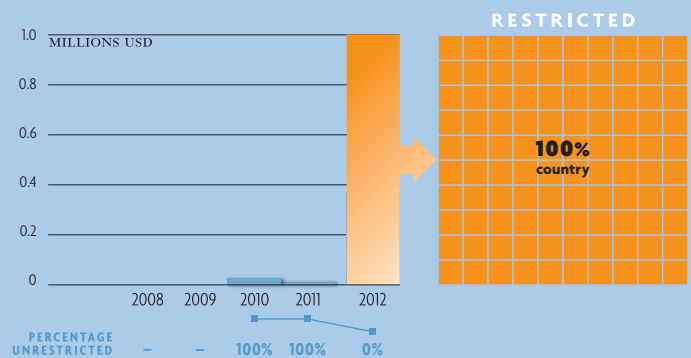
Total contribution in USD: **1,816,811**
 Total contribution in currency: **1,829,989** (CAD)

Major donors	USD
Morneau Sheppel	536,167



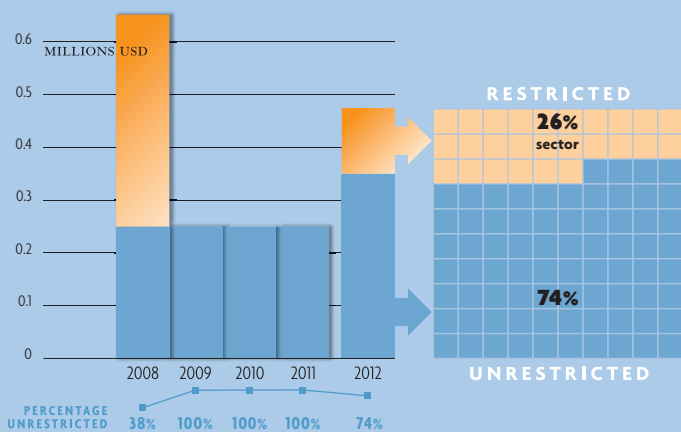
 **Colombia**

Total contribution in USD: **1,000,000** [RANK 31]
 Donor ranking per GDP: **41**
 Donor ranking per capita: **43**



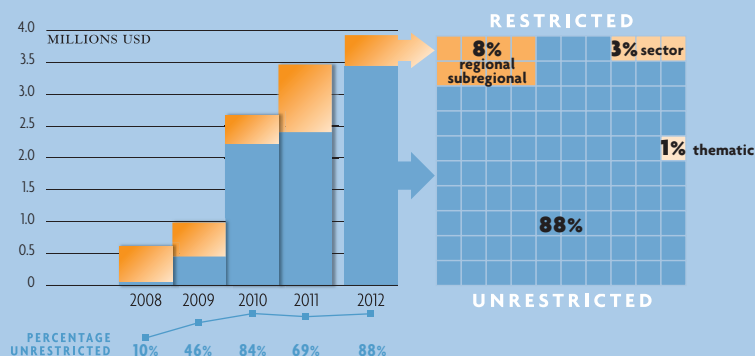
CONTRIBUTIONS TO UNHCR
2008 - 2012

LEVEL OF EARMARKING
IN 2012



China

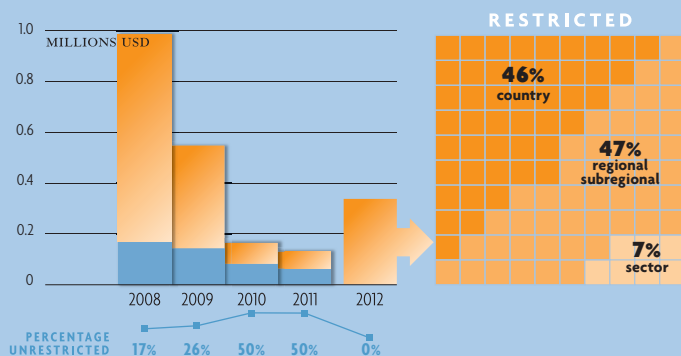
Total contribution in USD: **474,630** [RANK 34]
 Unrestricted contribution (USD): **350,000** [RANK 23]
 Donor ranking per GDP: **70**
 Donor ranking per capita: **71**



Private sector in Hong Kong SAR (China)

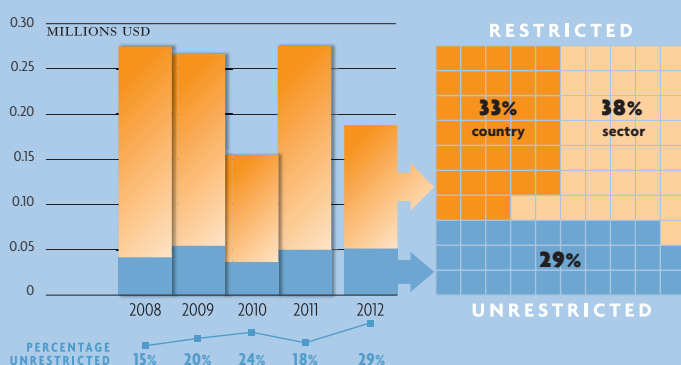
Total contribution in USD: **3,927,743**
 Total contribution in currency: **30,468,988** (HKD)

Major Donors	USD
Shih Wing Ching Foundation Ltd.	64,516



Czech Republic

Total contribution in USD: **337,052** [RANK 35]
 Total contribution in currency: **3,498,400** (CZK) • **158,378** (USD)
 Donor ranking per GDP: **46**
 Donor ranking per capita: **39**



Estonia

Total contribution in USD: **191,304** [RANK 42]
 Total contribution in currency: **145,000** (EUR)
 Unrestricted contribution (USD): **54,870** [RANK 37]
 Donor ranking per GDP: **27**
 Donor ranking per capita: **30**

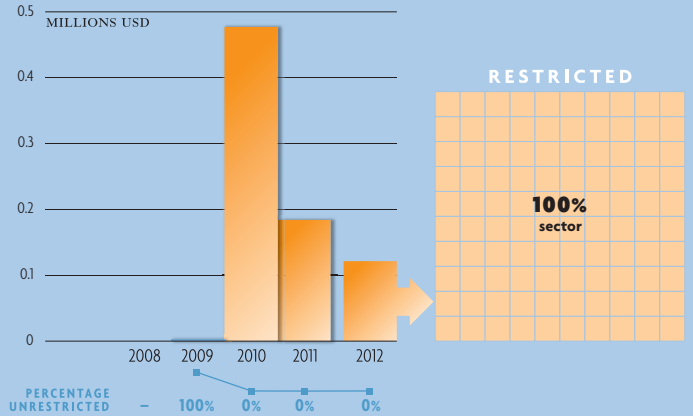
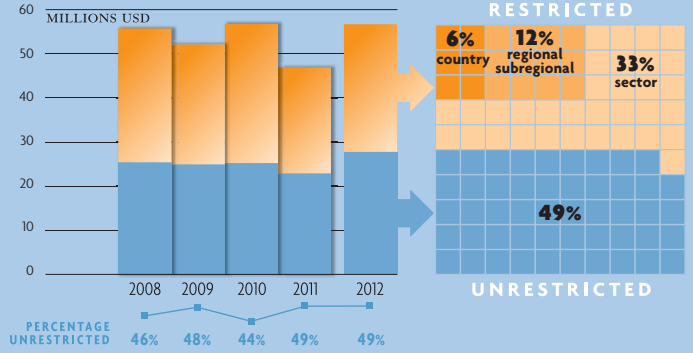
Denmark

Total contribution in USD: **58,139,553** [RANK 10]
 Total contribution in currency: **322,757,030** (DKK) • **492,809** (USD)
 Unrestricted contribution (USD): **28,689,259** [RANK 5]
 Donor ranking per GDP: **3**
 Donor ranking per capita: **4**

Private sector

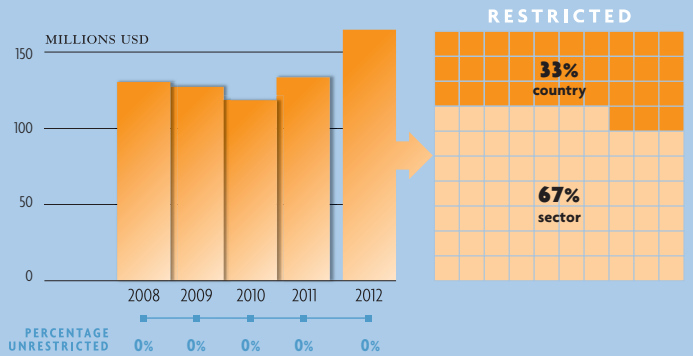
Total contribution in USD: **121,500**

Major Donors	USD
Danish Refugee Council	121,500



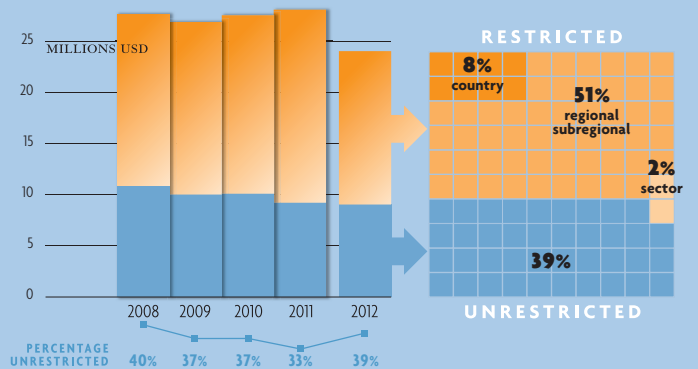
European Union

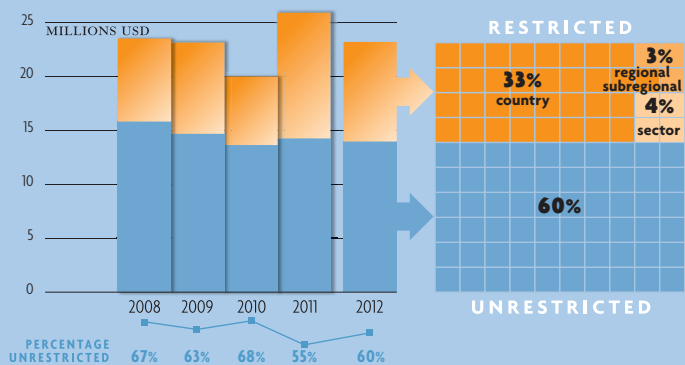
Total contribution in USD: **166,944,814** [RANK 3]
 Total contribution in currency: **129,446,719** (EUR)



Finland

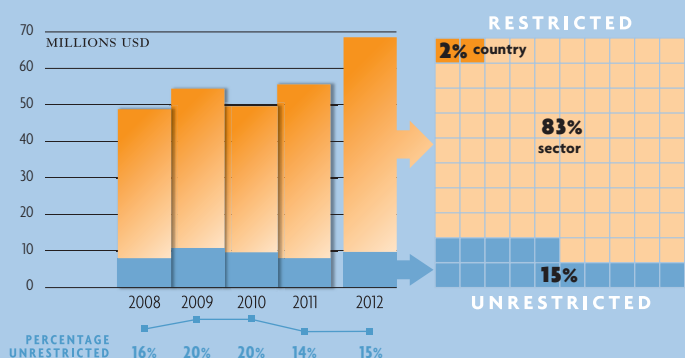
Total contribution in USD: **24,328,164** [RANK 13]
 Total contribution in currency: **17,800,000** (EUR) • **522,412** (USD)
 Unrestricted contribution (USD): **9,333,333** [RANK 13]
 Donor ranking per GDP: **6**
 Donor ranking per capita: **9**





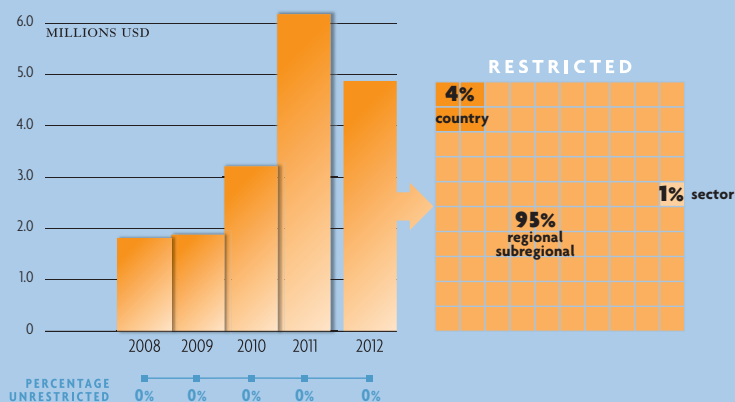
France

Total contribution in USD: **23,259,939** [RANK 14]
 Total contribution in currency: **1,969,820** (EUR) • **20,768,576** (USD)
 Unrestricted contribution (USD): **14,000,000** [RANK 9]
 Donor ranking per GDP: **28**
 Donor ranking per capita: **22**



Germany

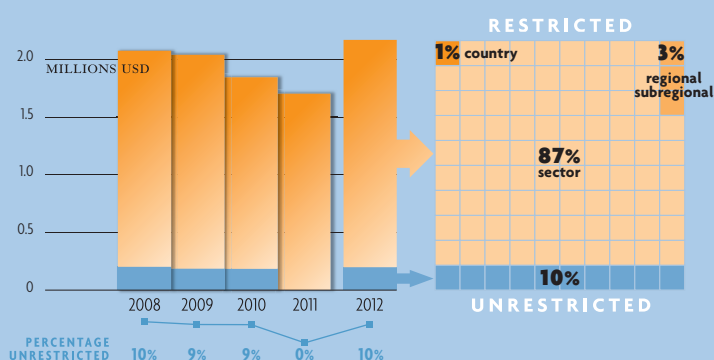
Total contribution in USD: **69,262,446** [RANK 8]
 Total contribution in currency: **52,275,000** (EUR) • **31,500** (NAD) • **1,061,627** (USD)
 Unrestricted contribution (USD): **10,133,333** [RANK 12]
 Donor ranking per GDP: **20**
 Donor ranking per capita: **19**



Private sector

Total contribution in USD: **4,879,196**
 Total contribution in currency: **3,800,000** (EUR)

Major donors	USD
Deutsche Stiftung für UNO-Flüchtlingshilfe	4,879,196



Hungary

Total contribution in USD: **2,172,522** [RANK 27]
 Total contribution in currency: **210,000** (EUR) • **419,430,017** (HUF)
 Unrestricted contribution (USD): **199,357** [RANK 27]
 Donor ranking per GDP: **21**
 Donor ranking per capita: **26**

 **Greece**

Total contribution in USD: **1,436,911** [RANK 29]
 Total contribution in currency: **1,153,255** (EUR)
 Donor ranking per GDP: **36**
 Donor ranking per capita: **31**

Private sector

Total contribution in USD: **273,255**
 Total contribution in currency: **211,157** (EUR)

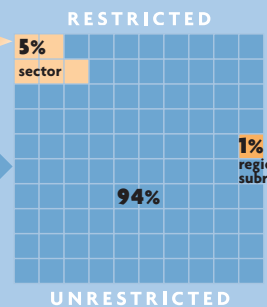
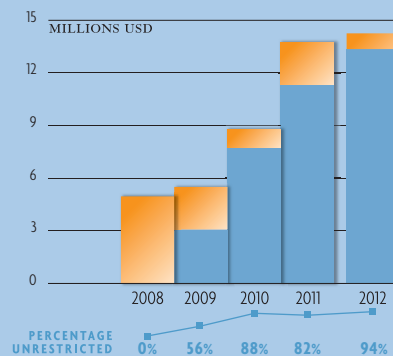
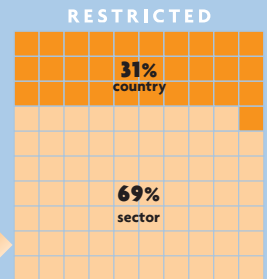
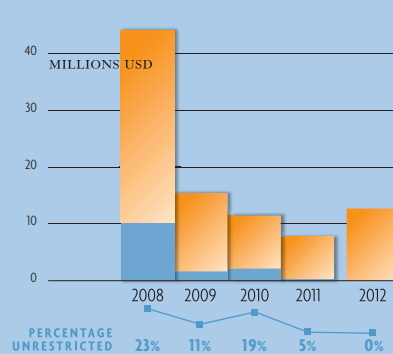
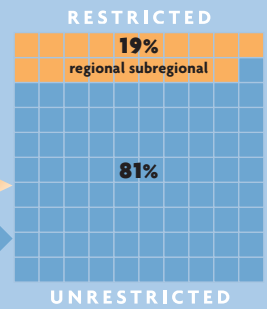
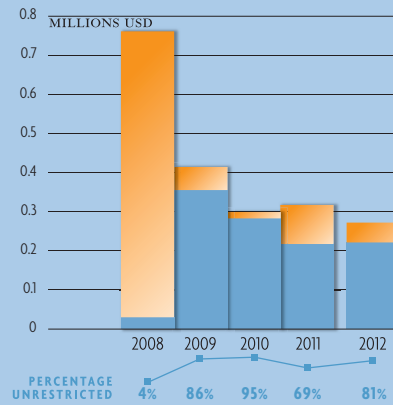

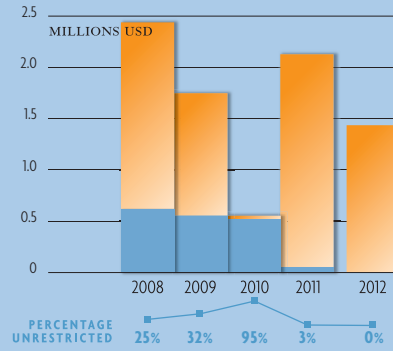
 **Italy**

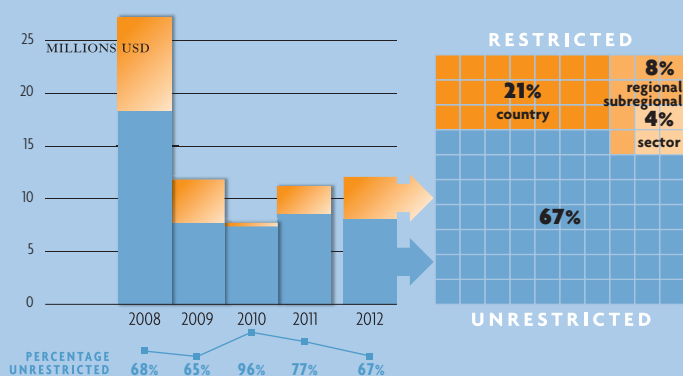
Total contribution in USD: **12,827,585** [RANK 18]
 Total contribution in currency: **9,379,824** (EUR) • **691,678** (USD)
 Donor ranking per GDP: **33**
 Donor ranking per capita: **28**

Private sector

Total contribution in USD: **14,265,922**
 Total contribution in currency: **11,056,253** (EUR) • **58,114** (USD)

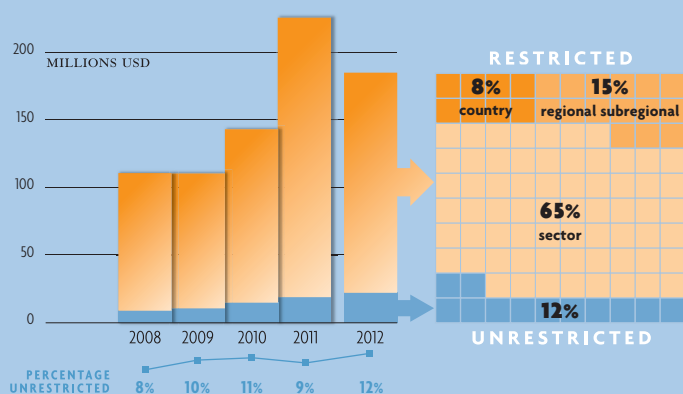
Major Donors	USD
Fondazione Prosolidar-Onlus	224,755
ITA AC Milan	194,805
Consiglio Italiano per i Rifugiati	152,255





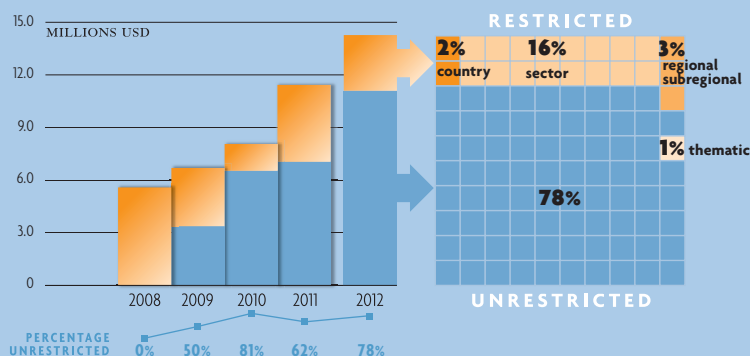
Ireland

Total contribution in USD: **12,090,556** [RANK 19]
 Total contribution in currency: **8,420,000** (EUR) • **1,046,058** (USD)
 Unrestricted contribution (USD): **8,100,930** [RANK 14]
 Donor ranking per GDP: **8**
 Donor ranking per capita: **10**



Japan

Total contribution in USD: **185,379,986** [RANK 2]
 Total contribution in currency: **5,164,227,888** (JPY) • **120,265,002** (USD)
 Unrestricted contribution (USD): **22,441,243** [RANK 6]
 Donor ranking per GDP: **17**
 Donor ranking per capita: **16**

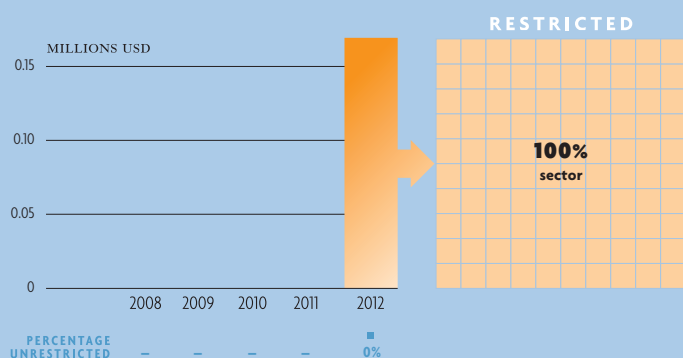


Private sector

Total contribution in USD: **14,284,250**
 Total contribution in currency: **977,979,642** (JPY) • **2,033,244** (USD)

Major Donors	USD
Japan Association for UNHCR:	
Fast retailing Co., Ltd (UNIQLO)	391,280
Fuji Optical	100,000
Shinnyo-en Buddhist Order	95,000

Others:	USD
Fast retailing Co., Ltd (UNIQLO)	1,779,237

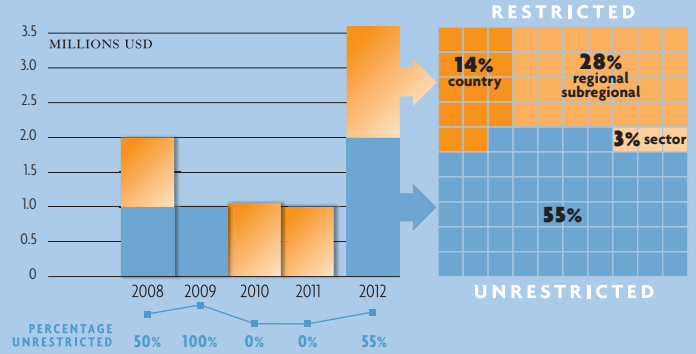


Kazakhstan

Total contribution in USD: **169,236** [RANK 44]
 Donor ranking per GDP: **53**
 Donor ranking per capita: **55**

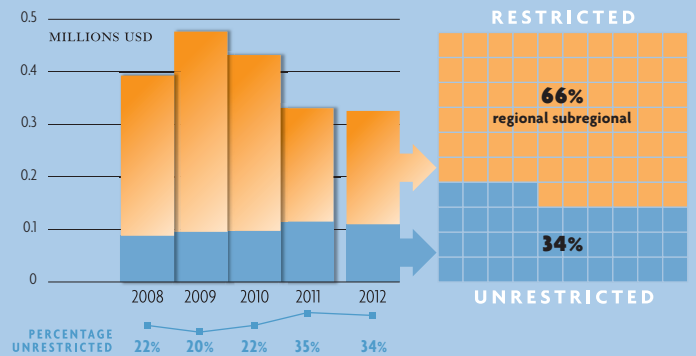
 **Kuwait**

Total contribution in USD: **3,606,762** [RANK 24]
 Unrestricted contribution (USD): **2,000,000** [RANK 17]
 Donor ranking per GDP: **19**
 Donor ranking per capita: **18**



 **Liechtenstein**

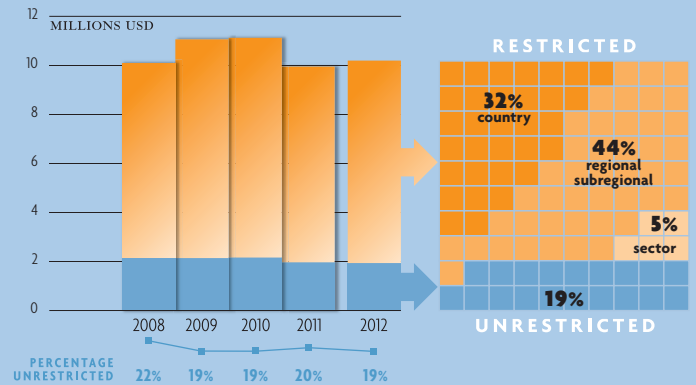
Total contribution in USD: **326,236** [RANK 36]
 Total contribution in currency: **300,000** (CHF)
 Unrestricted contribution (USD): **110,254** [RANK 30]
 Donor ranking per GDP: **10**
 Donor ranking per capita: **5**



 **Luxembourg**

Total contribution in USD: **10,515,008** [RANK 20]
 Total contribution in currency: **7,820,000** (EUR) • **99,424** (USD)
 Unrestricted contribution (USD): **2,000,000*** [RANK 18]
 Donor ranking per GDP: **2**
 Donor ranking per capita: **1**

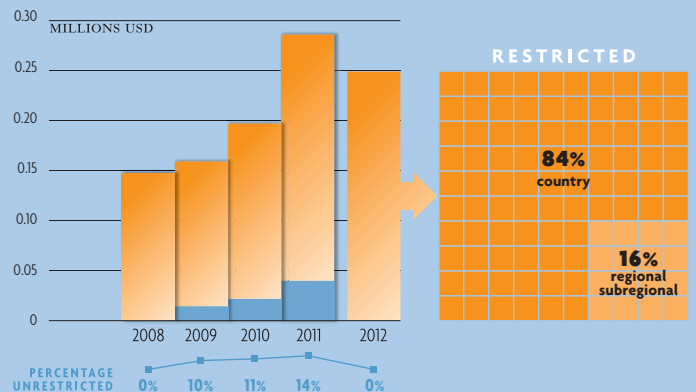
* The contribution from Luxembourg of USD 2,000,000 was recorded for Headquarters as regionally-earmarked but was later confirmed to be for any of UNHCR's activities planned in the Global Appeal 2012-2013.

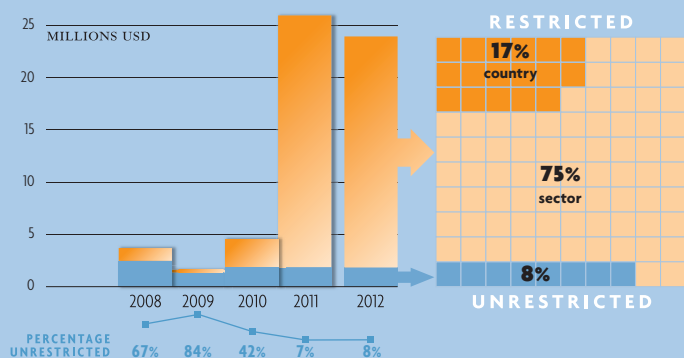
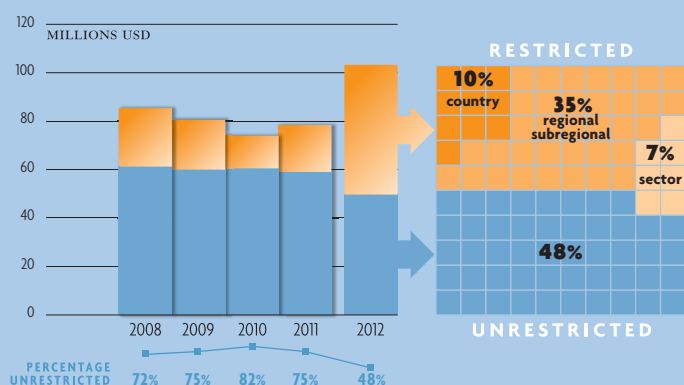
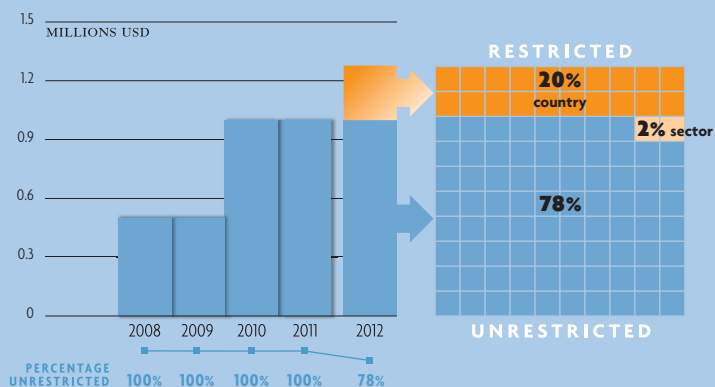


 **Monaco**

Total contribution in USD: **252,294*** [RANK 39]
 Total contribution in currency: **190,000** (EUR)
 Donor ranking per GDP: **11**
 Donor ranking per capita: **6**

* In addition, Monaco provided the services of an international volunteer to UNHCR.





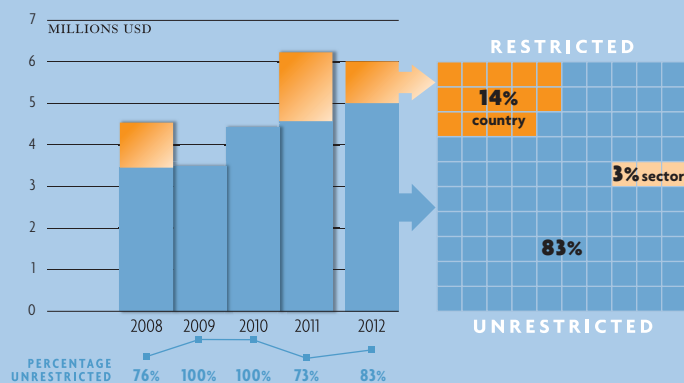
Total contribution in USD: **1,278,534** [RANK 30]
 Unrestricted contribution (USD): **1,000,000** [RANK 19]
 Donor ranking per GDP: **22**
 Donor ranking per capita: **37**

Total contribution in USD: **103,432,851** [RANK 5]
 Total contribution in currency: **38,000,000 (EUR) • 53,629,444 (USD)**
 Unrestricted contribution (USD): **49,803,408** [RANK 2]
 Donor ranking per GDP: **5**
 Donor ranking per capita: **37**

Private sector

Total contribution in USD: **23,964,754**
 Total contribution in currency: **18,317,989 (EUR) • 651,840 (USD)**

Major Donors	USD
IKEA Foundation	20,484,302
Postcode Lottery	3,380,087



Total contribution in USD: **6,024,688** [RANK 21]
 Unrestricted contribution (USD): **5,016,722** [RANK 15]
 Donor ranking per GDP: **14**
 Donor ranking per capita: **17**

Norway

Total contribution in USD: **84,862,943** [RANK 7]
 Total contribution in currency: **420,000** (EUR) • **485,611,000** (NOK) •
1,221,407 (USD)
 Unrestricted contribution (USD): **49,471,170** [RANK 3]
 Donor ranking per GDP: **4**
 Donor ranking per capita: **2**

Private sector

Total contribution in USD: **1,628,000**

Major Donors	USD
Norwegian Refugee Council	1,628,000

Poland

Total contribution in USD: **694,879** [RANK 32]
 Total contribution in currency: **577,468** (CHF) • **227,300** (PLN)
 Donor ranking per GDP: **50**
 Donor ranking per capita: **46**

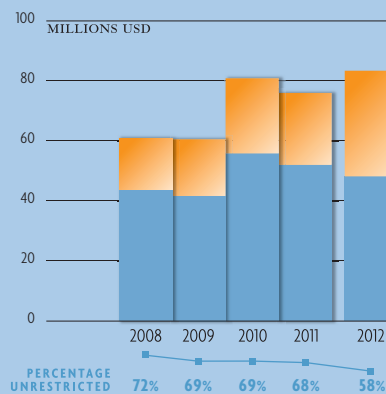
Qatar

Private sector

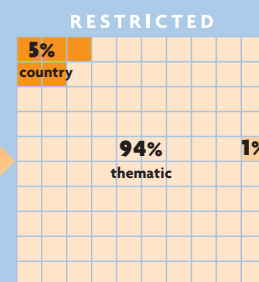
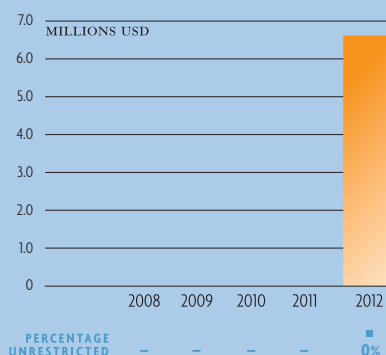
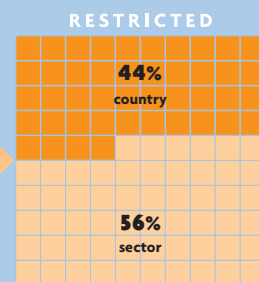
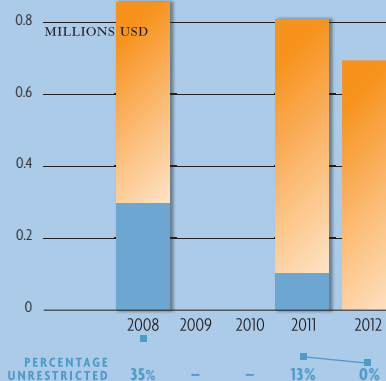
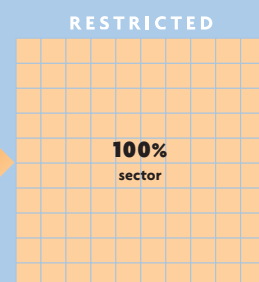
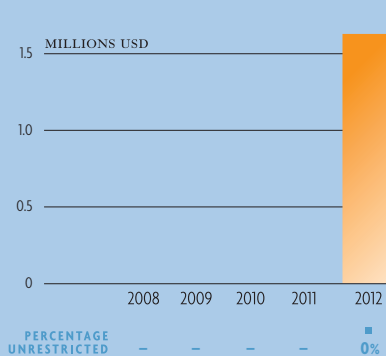
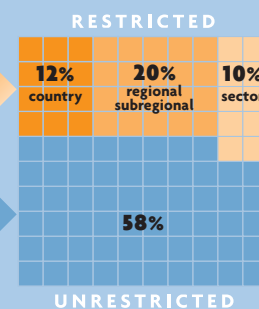
Total contribution in USD: **6,612,986**

Major Donors	USD
Educate a Child Programme	6,240,000
Qatar Charity	322,986

CONTRIBUTIONS TO UNHCR 2008 - 2012

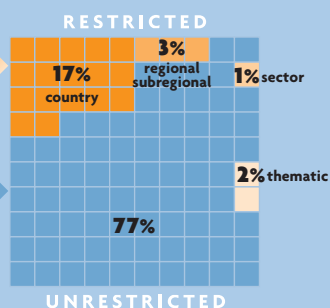
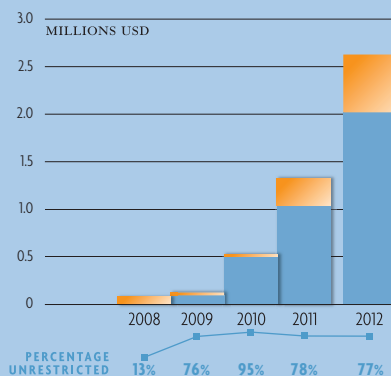
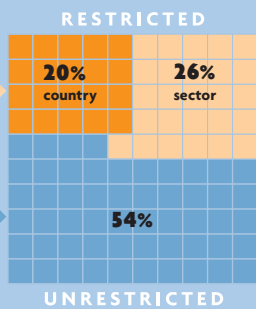
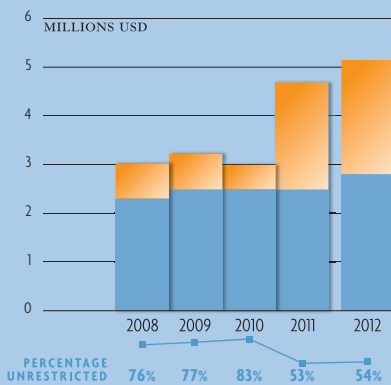
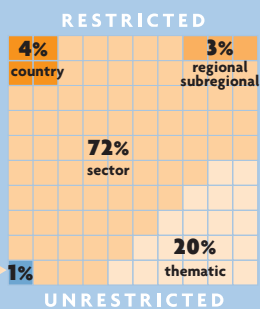
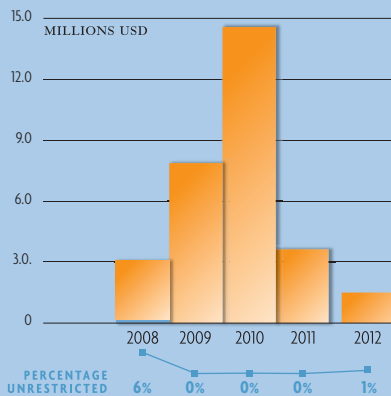

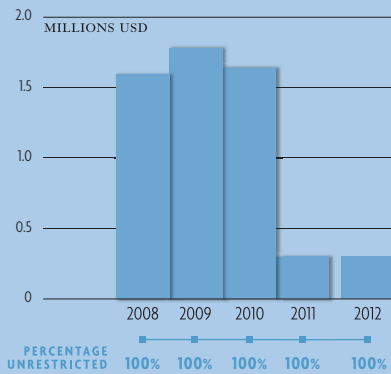


LEVEL OF EARMARKING IN 2012



CONTRIBUTIONS TO UNHCR
2008 - 2012

LEVEL OF EARMARKING
IN 2012



Portugal

Total contribution in USD: **300,000** [RANK 37]
 Unrestricted contribution (USD): **300,000** [RANK 24]
 Donor ranking per GDP: **51**
 Donor ranking per capita: **42**

Private sector

Total contribution in USD: **151,568**
 Total contribution in currency: **117,438** (EUR)

Republic of Korea

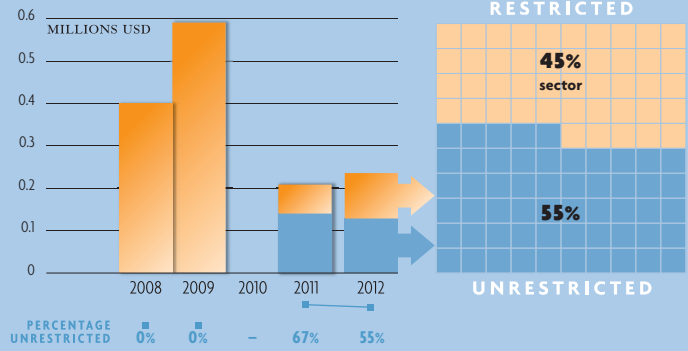
Total contribution in USD: **5,144,748** [RANK 22]
 Unrestricted contribution (USD): **2,800,000** [RANK 16]
 Donor ranking per GDP: **37**
 Donor ranking per capita: **32**

Private sector

Total contribution in USD: **2,629,245**
 Total contribution in currency: **2,943,617,923** (KRW)

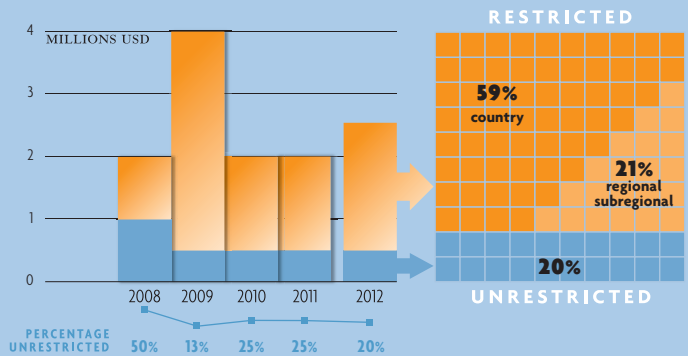
 **Romania**

Total contribution in USD: **236,847** [RANK 40]
 Total contribution in currency: **100,000** (EUR) • **107,313** (USD)
 Unrestricted contribution (USD): **129,534** [RANK 29]
 Donor ranking per GDP: **52**
 Donor ranking per capita: **54**



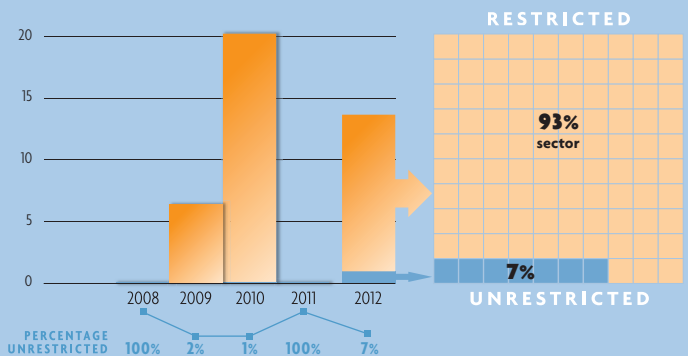
 **Russian Federation**

Total contribution in USD: **2,542,110** [RANK 26]
 Unrestricted contribution (USD): **500,000** [RANK 22]
 Donor ranking per GDP: **49**
 Donor ranking per capita: **47**



 **Saudi Arabia**

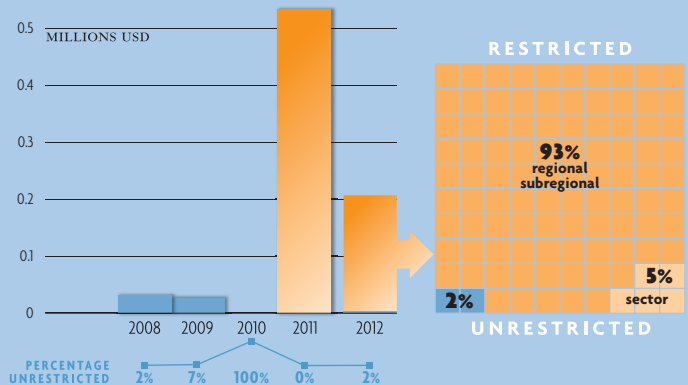
Total contribution in USD: **13,698,670** [RANK 17]
 Total contribution in currency: **208,875** (SAR) • **13,642,970** (USD)
 Unrestricted contribution (USD): **1,000,000** [RANK 20]
 Donor ranking per GDP: **18**
 Donor ranking per capita: **20**

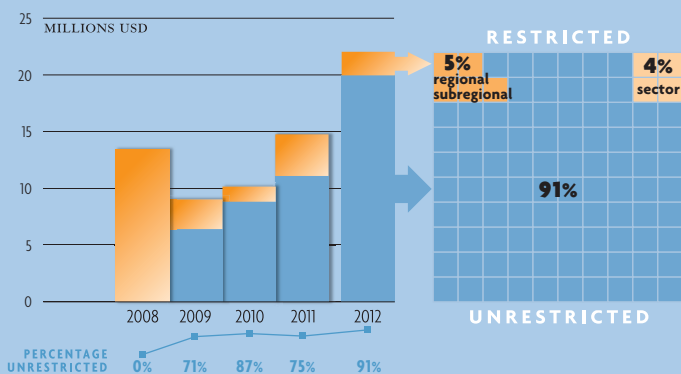
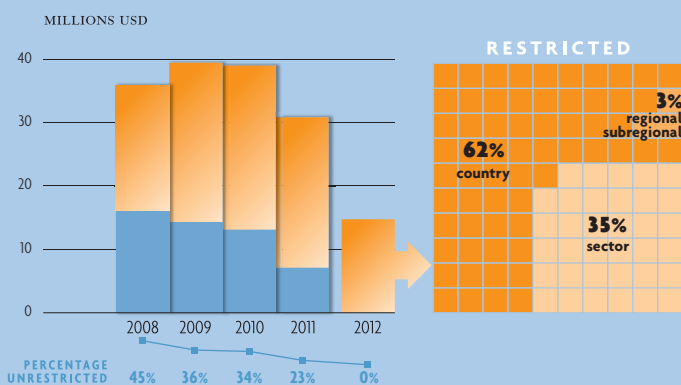
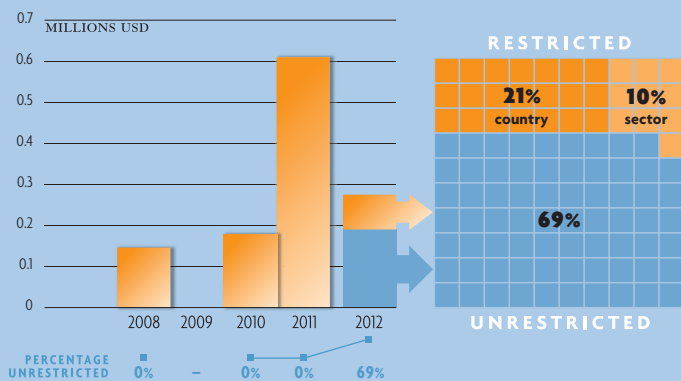


Private sector

Total contribution in USD: **207,326**
 Total contribution in currency: **4,000** (GBP) • **1,000** (KWD) •
700,000 (SAR) • **10,749** (USD)

Major Donors	USD
World Assembly of Muslim Youth	186,667





South Africa

Total contribution in USD: **275,005** [RANK 38]
 Total contribution in currency: **229,999** (CHF) • **26,145** (USD)
 Unrestricted contribution (USD): **190,186** [RANK 28]
 Donor ranking per GDP: **56**
 Donor ranking per capita: **61**

Spain*

Total contribution in USD: **14,916,910** [RANK 16]
 Total contribution in currency: **11,459,951** (EUR)
 Donor ranking per GDP: **24**
 Donor ranking per capita: **23**

* Contributions from Spain are divided between the central Government (USD 8,773,785) and decentralized public sources (USD 6,143,124). The latter are channelled through España con ACNUR as follows:

Contributions from Regional and Local Public Sources	USD
Autonomous Community of Andalusia	2,412,868
Autonomous Community of Basque Country	1,161,922
Autonomous Community of Catalonia	645,995
Autonomous Community of Navarra	354,773
Regional Government of Vizcaya	352,897
Autonomous Community of Asturias	211,921
City Council of Zaragoza	180,879
Sub-total	5,321,255
Other Public Sources	821,869
Grand total	6,143,124

Private sector

Total contribution in USD: **22,091,294**
 Total contribution in currency: **17,159,869** (EUR) • **1,627** (USD)

Major Donors	USD
España con ACNUR:	
Intervida	662,251
Banco Bilbao Vizcaya Argentaria (BBVA)	155,863*
"La Caixa" Foundation	66,811
Sociedad Española de Radiofusión, S. L. Cadena Ser	60,983

* This contribution was received in two installments in 2012 and in the beginning of 2013.

 **Sweden**

Total contribution in USD: **118,301,246** [RANK 4]
 Total contribution in currency: **812,230,976** (SEK) • **1,404,167** (USD)
 Unrestricted contribution (USD): **81,464,332** [RANK 1]
 Donor ranking per GDP: **1**
 Donor ranking per capita: **3**

Private sector

Total contribution in USD: **1,670,437**
 Total contribution in currency: **850** (EUR) • **11,039,105** (SEK) • **1,952** (USD)

Major Donors: USD
 Swedish Postcode Lottery 1,364,670

 **Switzerland**

Total contribution in USD: **37,547,459** [RANK 12]
 Total contribution in currency: **32,019,962** (CHF) • **2,973,839** (USD)
 Unrestricted contribution (USD): **15,195,006** [RANK 8]
 Donor ranking per GDP: **7**
 Donor ranking per capita: **8**

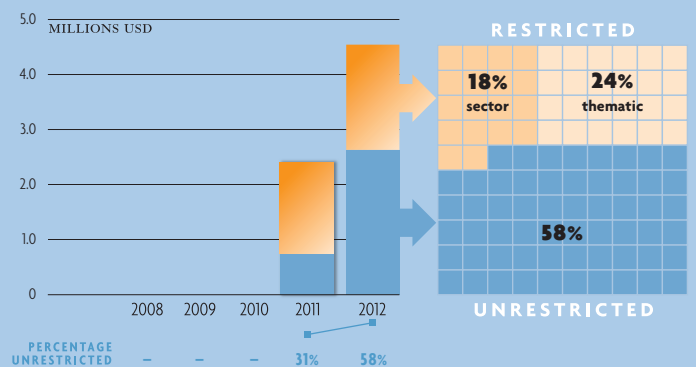
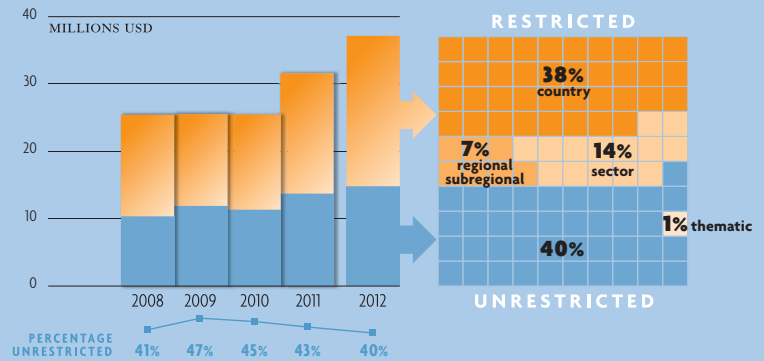
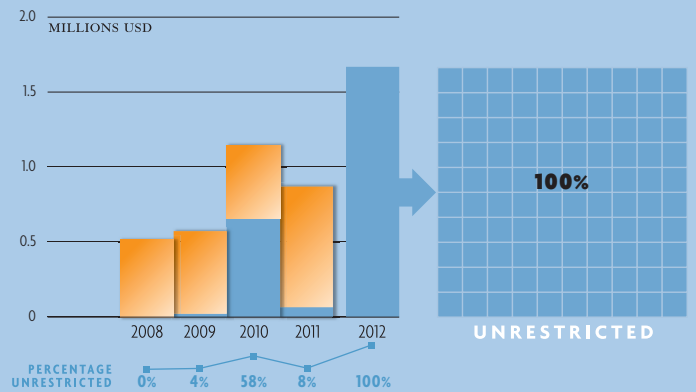
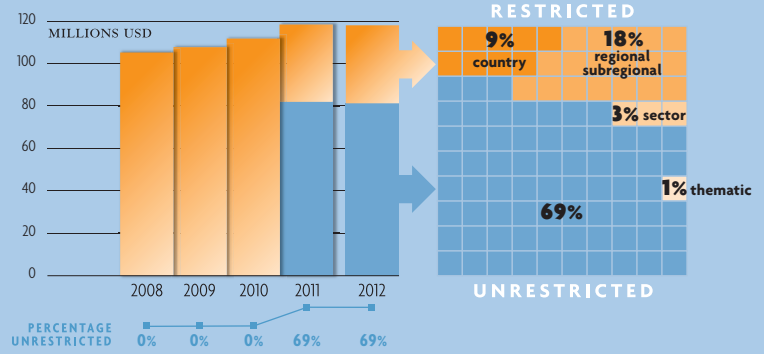
Private sector

Total contribution in USD: **4,545,837**
 Total contribution in currency: **3,010,949** (CHF) • **58,658** (EUR) • **1,309,007** (USD)

Major Donors USD
 Care and Aid Foundation 2,017,751
 Novartis Foundation 485,858
 International Olympic Committee 315,751


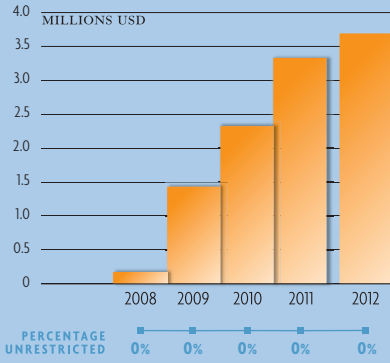
CONTRIBUTIONS TO UNHCR
2008 - 2012

LEVEL OF EARMARKING
IN 2012



CONTRIBUTIONS TO UNHCR
2008 - 2012

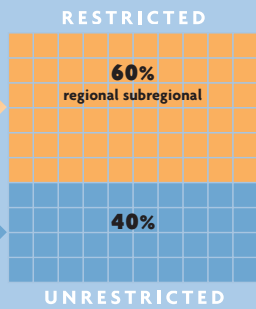
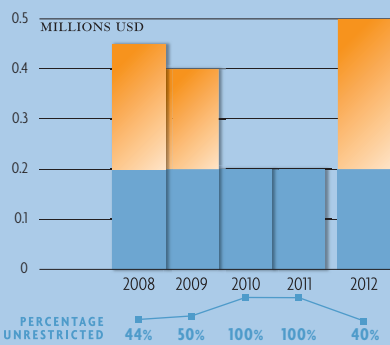
LEVEL OF EARMARKING
IN 2012



Thailand

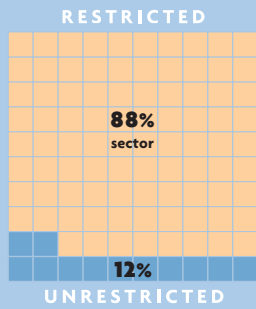
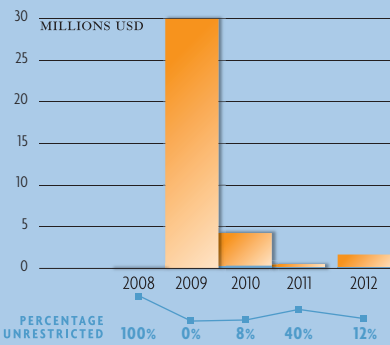
Private sector

Total contribution in USD: **3,691,828**
Total contribution in currency: **114,907,784** (USD)



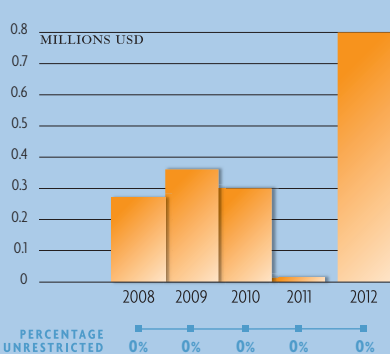
Turkey

Total contribution in USD: **500,000** [RANK 33]
Unrestricted contribution (USD): **200,000** [RANK 25]
Donor ranking per GDP: **58**
Donor ranking per capita: **56**



United Arab Emirates

Total contribution in USD: **1,698,602** [RANK 28]
Unrestricted contribution (USD): **200,000** [RANK 26]
Donor ranking per GDP: **34**
Donor ranking per capita: **27**

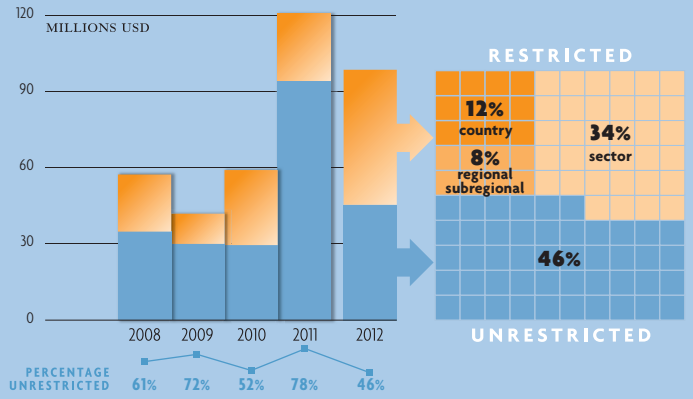


Private sector

Total contribution in USD: **800,000**

 **United Kingdom**

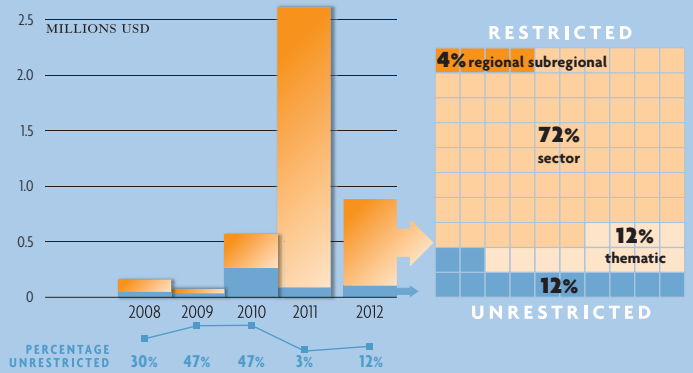
Total contribution in USD: **99,585,966** [RANK 6]
 Total contribution in currency: **62,480,000** (GBP) • **148,914** (USD)
 Unrestricted contribution (USD): **46,402,802** [RANK 4]
 Donor ranking per GDP: **12**
 Donor ranking per capita: **14**



Private sector

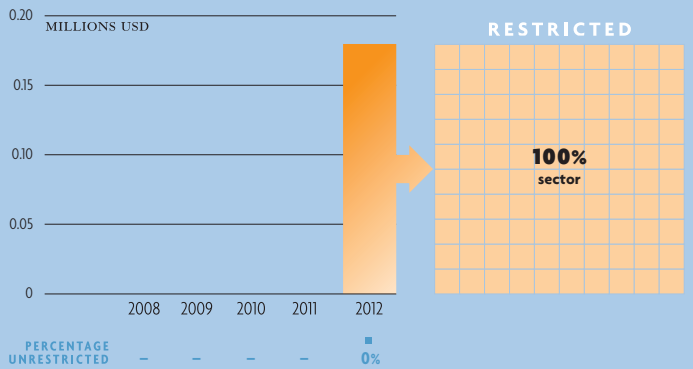
Total contribution in USD: **887,768**
 Total contribution in currency: **515,664** (GBP) • **68,656** (USD)

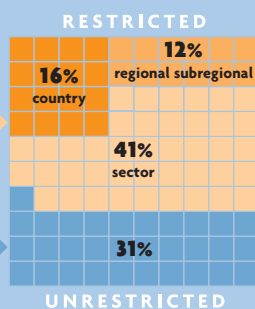
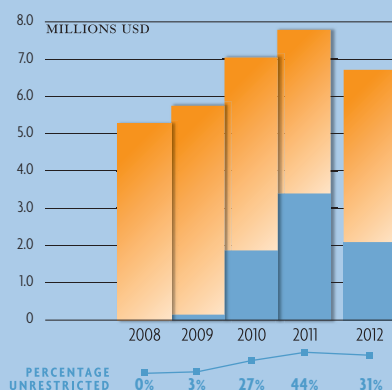
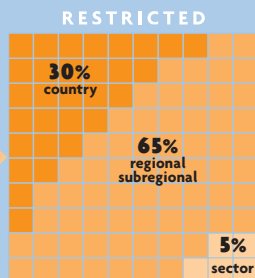
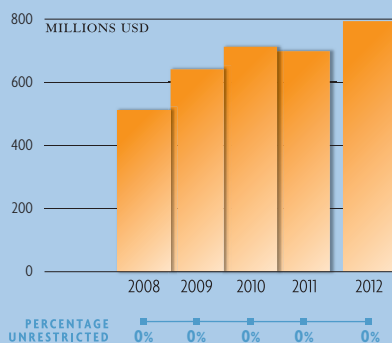
Major Donors	USD
Said Foundation	355,864
Band Aid	160,514
Diana Princess of Wales Memorial Fund	108,466



 **Viet Nam**

Total contribution in USD: **180,000** [RANK 43]
 Donor ranking per GDP: **48**
 Donor ranking per capita: **67**





United States of America

Total contribution in USD: **793,470,742** [RANK 1]

Donor ranking per GDP: **9**

Donor ranking per capita: **11**

Private Sector

Total contribution in USD: **6,718,928**

Major Donors	USD
USA for UNHCR:	
Islamic Relief USA	1,000,000
Silicon Valley Community Foundation	500,000
UPS	300,000
Jolie-Pitt Foundation	118,000
Others:	
United Nations Fund for International Partnerships	1,564,450
United Nations Foundation	270,479
Microsoft	250,000
TOMS Shoes	142,605

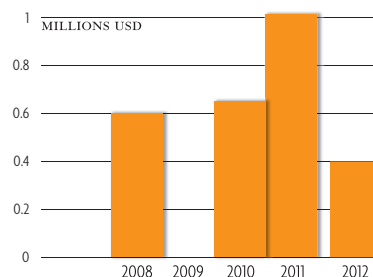
Intergovernmental donors



African Union

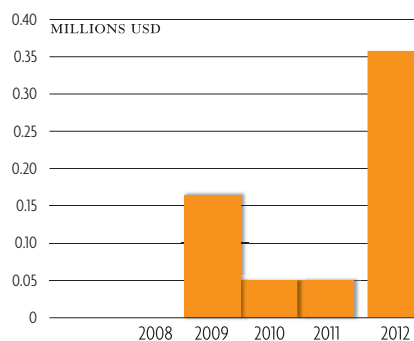
Total contribution in USD: **400,000**

CONTRIBUTIONS TO UNHCR
2008 - 2012



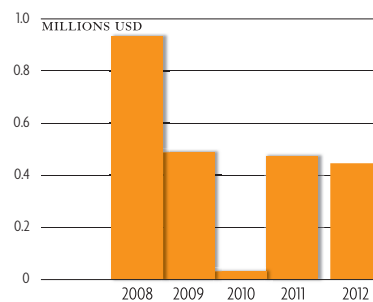
Arab Gulf Programme for United Nations Development Organizations

Total contribution in USD: **357,833**

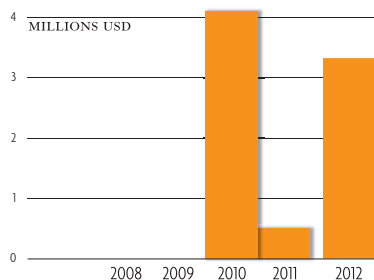


Council of Europe Development Bank

Total contribution in USD: **470,668**



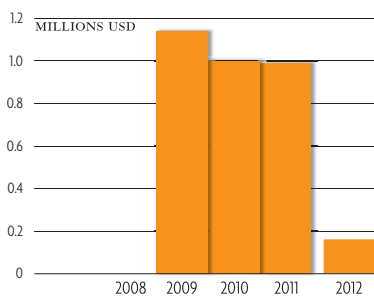
CONTRIBUTIONS TO UNHCR
2008 - 2012



Economic Community of West African States



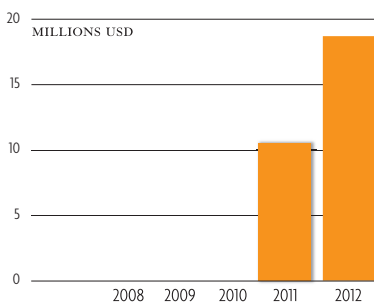
Total contribution in USD: **3,326,100**



OPEC Fund for International Development



Total contribution in USD: **160,792**



World Bank



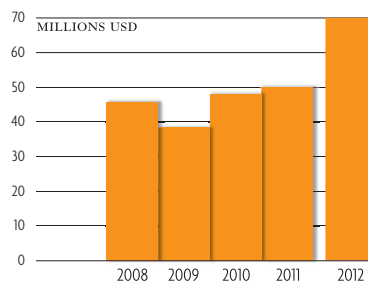
Total contribution in USD: **18,695,340**

United Nations System donors



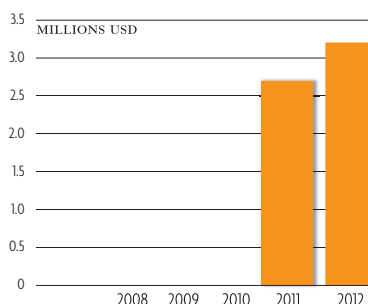
Central Emergency Response Fund

Total contribution in USD: **70,023,500**



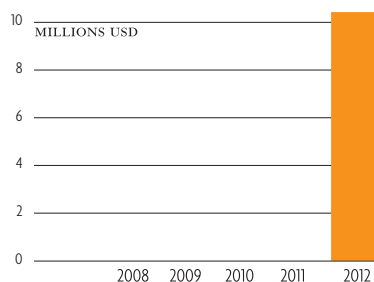
Common Humanitarian Fund for Somalia

Total contribution in USD: **3,205,801**



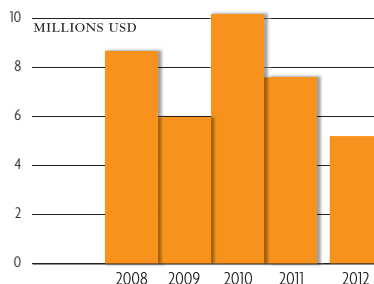
Common Humanitarian Fund for South Sudan

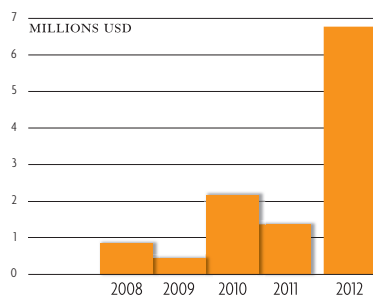
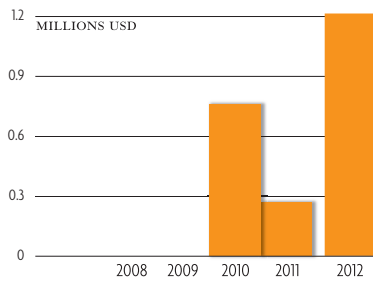
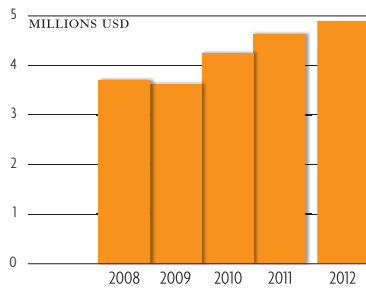
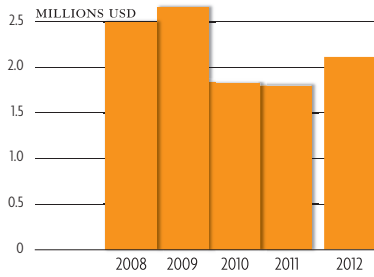
Total contribution in USD: **10,430,326**



Common Humanitarian Fund for Sudan

Total contribution in USD: **5,209,361**





Democratic Republic of the Congo Pooled Fund



Total contribution in USD: **2,114,424**

Joint United Nations Programme on HIV and AIDS



Total contribution in USD: **4,900,000**

Stabilization and Recovery Funding Facility in Eastern DRC



Total contribution in USD: **1,215,000**

United Nations Delivering as One

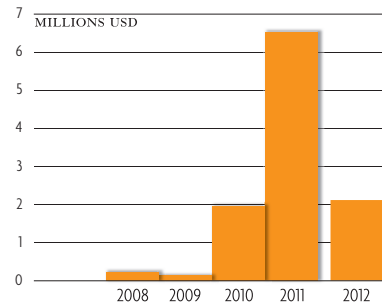


Total contribution in USD: **6,775,725**



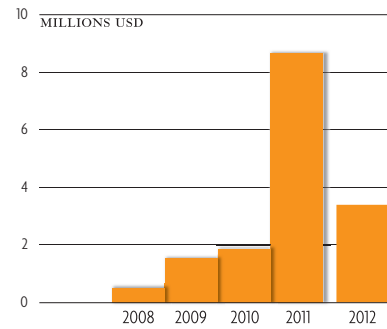
United Nations Development Programme

Total contribution in USD: **2,115,240**



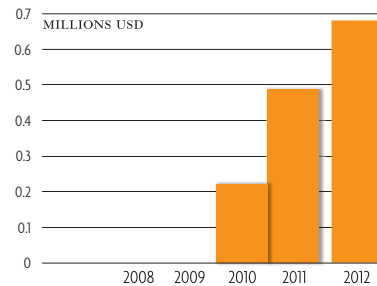
United Nations Peacebuilding Fund

Total contribution in USD: **3,394,414**



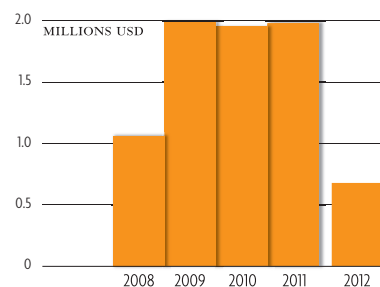
United Nations Population Fund

Total contribution in USD: **681,331**

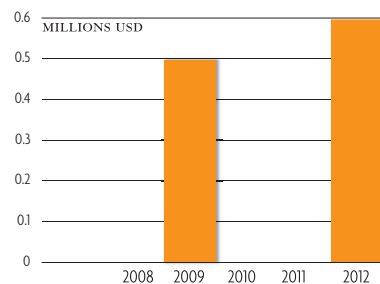
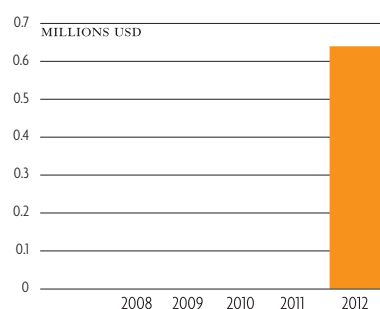
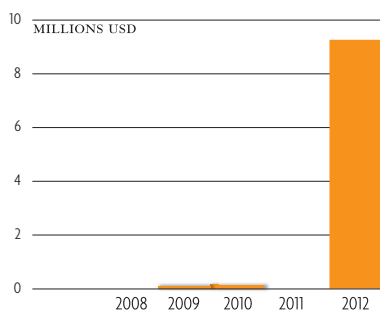


United Nations Trust Fund for Human Security

Total contribution in USD: **678,321**



CONTRIBUTIONS TO UNHCR
2008 - 2012



United Nations World Food Programme



Total contribution in USD: **9,266,261**

United Nations Ethiopia Humanitarian Response Fund



Total contribution in USD: **639,712**

United Nations Emergency Relief Fund



Total contribution in USD: **596,792**