

UNHCR Egypt Monthly Statistical Report


as of 31 July 2019



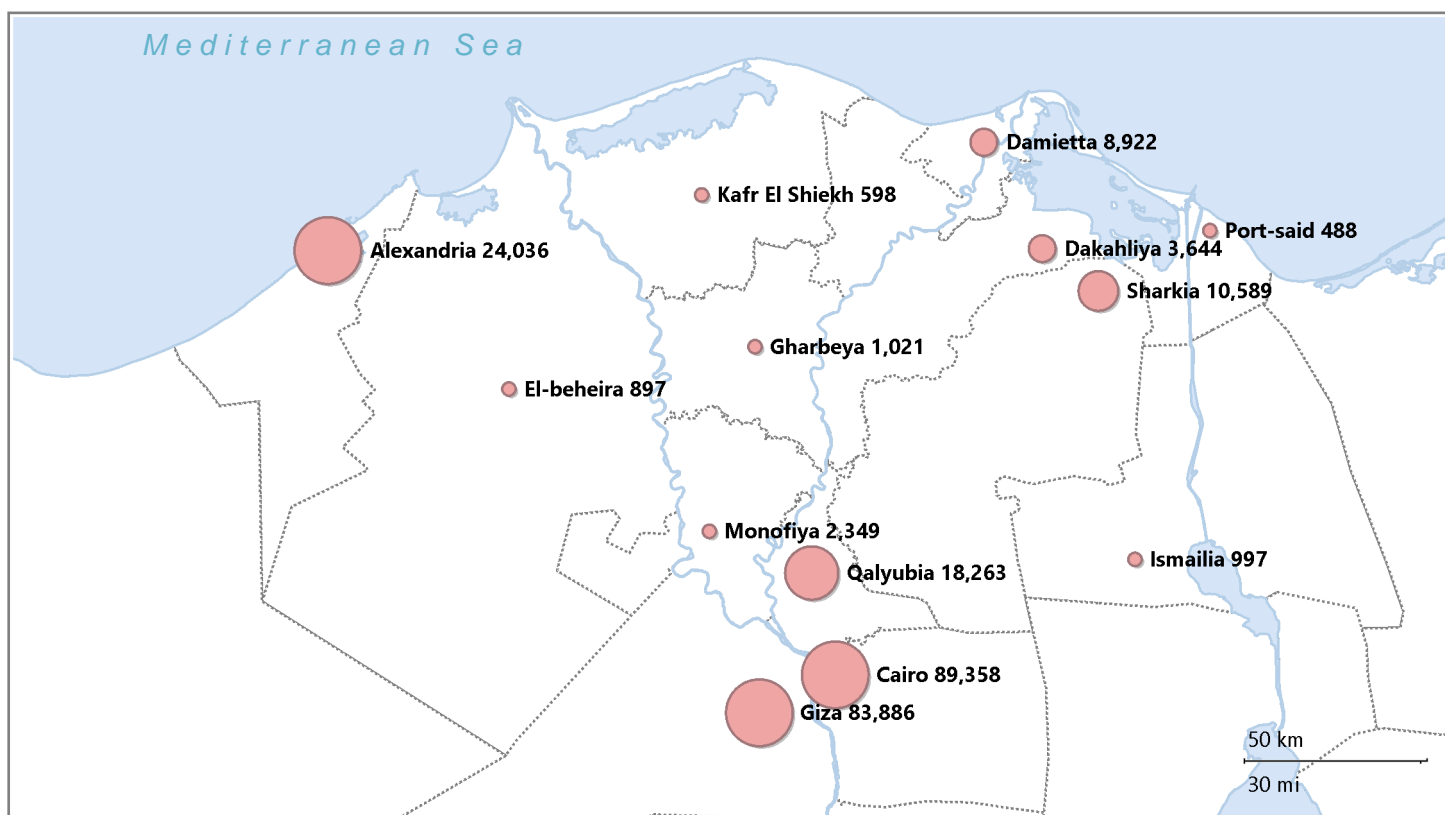
Total Population 249,709

Asylum Seekers* 186,556 75%

Refugees 63,153 25%

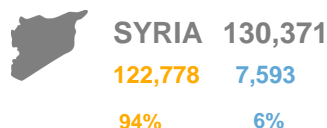


Syrians 130,371 52% **Other Nationalities 119,338 48%**



BREAKDOWN BY COUNTRY OF ORIGIN

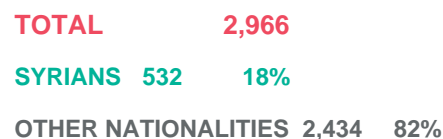
TOTAL ASYLUM SEEKERS REFUGEES



TOTAL REGISTERED IN 2019











REGISTERED IN JULY 2019



* All Syrians who approached UNHCR Egypt after 2011 are registered as asylum seekers and do not undergo refugee status determination but are considered as Refugees. The boundaries, names shown and the designations used on this map do not imply official endorsement or acceptance by the United Nations.

Population change by Individuals from June 2019 to July 2019

		Syrians	Other Nationalities
 Starting Population	249,449	131,433	118,016
 Total Increase 3,416			
 New Registration		532	2,434
 Activated/Reopened		377	73
 Total Decrease 3,156			
 Closed		478	477
 Inactivated		1,493	708
 Ending Population	249,709	130,371	119,338

Breakdown by Area of Responsibility

Governorate	Syrian	Other	Total	Percentage
Cairo Office				
Cairo	22,827	66,531	89,358	35.78%
Giza	37,209	46,677	83,886	33.59%
Qalyubia	17,800	463	18,263	7.31%
Sharkia	10,161	428	10,589	4.24%
Monofiya	2,284	65	2,349	0.94%
Suez	188	856	1,044	0.42%
Ismailia	923	74	997	0.40%
The Red Sea	633	24	657	0.26%
Assiut	350	71	421	0.17%
Menia	401	5	406	0.16%
Fayoum	323	26	349	0.14%
Bani Souwaif	232	33	265	0.11%
Sohag	168	17	185	0.07%
Qena	100	20	120	0.05%
Luxor	106	6	112	0.04%
Aswan	22	74	96	0.04%
South Sinai	47	18	65	0.03%
North Sinai	25	12	37	0.01%
New Valley	4	1	5	0.00%
Total	93,803	115,401	209,204	83.78%
Alexandria Office				
Alexandria	20,816	3,220	24,036	9.63%
Damietta	8,858	64	8,922	3.57%
Dakahlia	3,205	439	3,644	1.46%
Gharbeya	945	76	1,021	0.41%
Matrouh	864	35	899	0.36%
El-beheira	832	65	897	0.36%
Kafr El Shiekh	565	33	598	0.24%
Port-said	483	5	488	0.20%
Total	36,568	3,937	40,505	16.22%