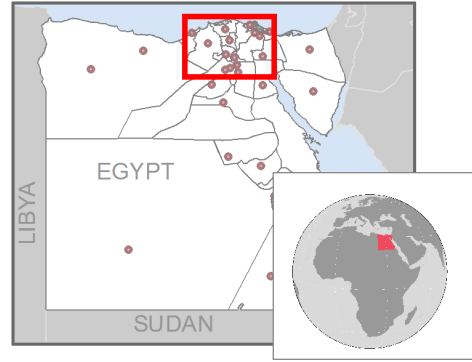


UNHCR Egypt Monthly Statistical Report

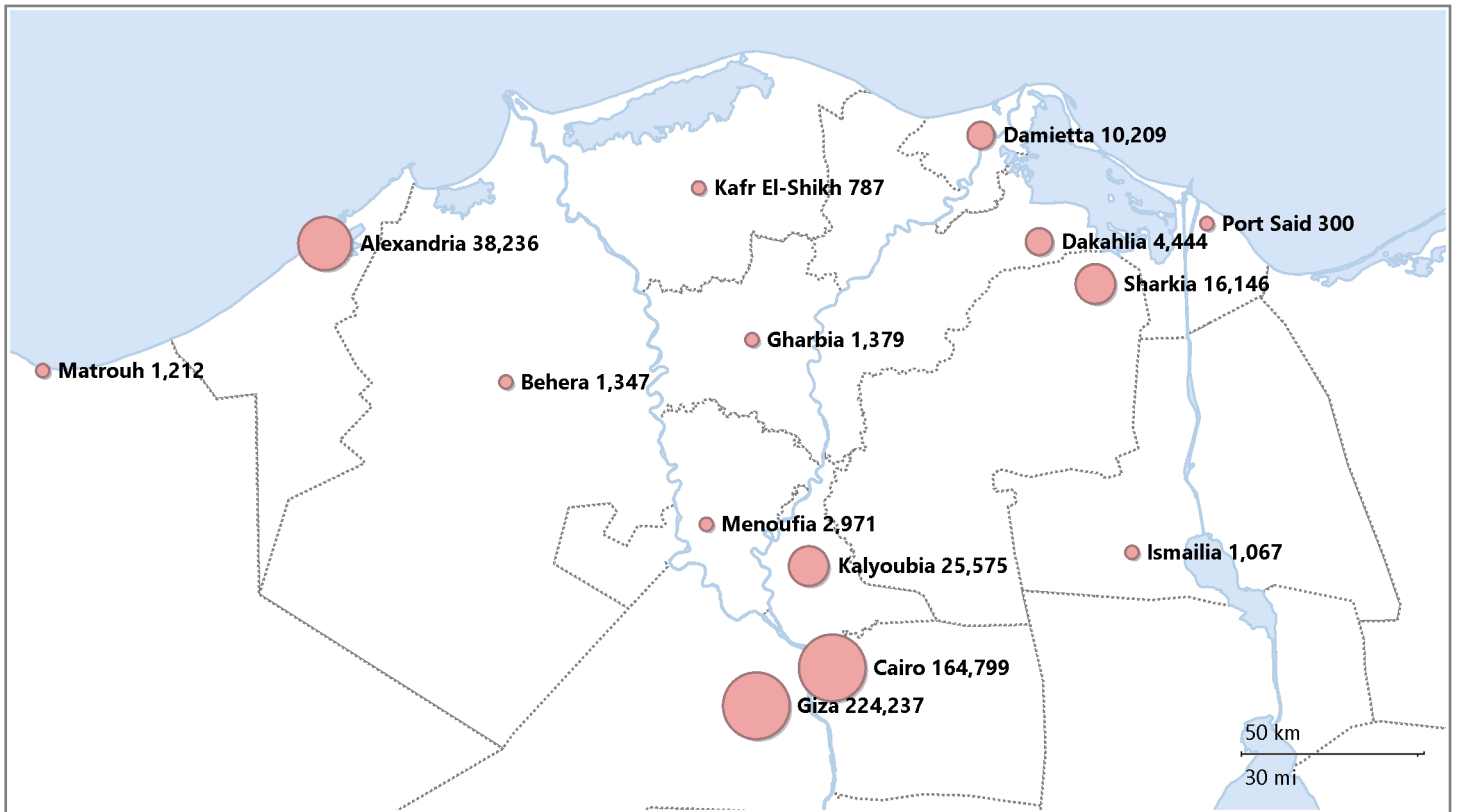
as of 31 January 2024



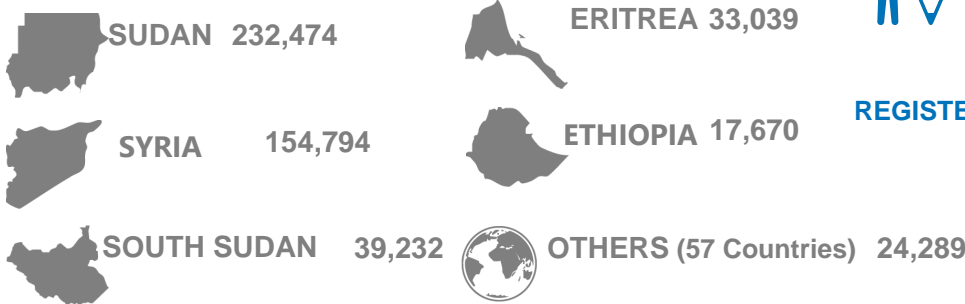
Total Population **501,498**



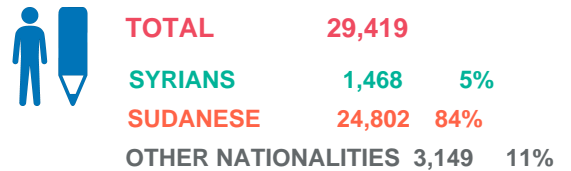
Sudanese 232,474 46% **Syrians 154,794** 31% **Other Nationalities 114,230** 23%



BREAKDOWN BY COUNTRY OF ORIGIN



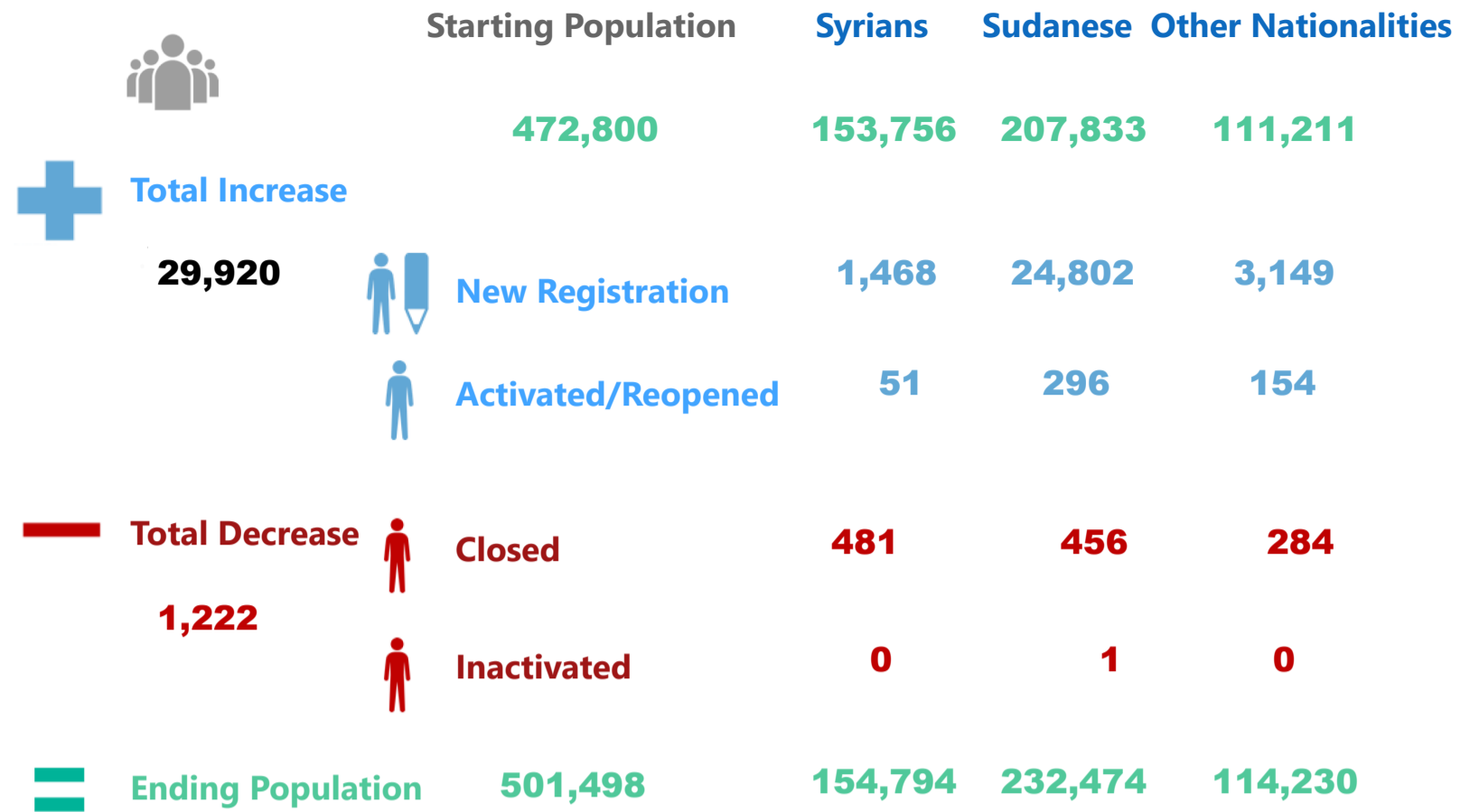
TOTAL REGISTERED IN 2024



REGISTERED IN JANUARY 2024



Population Change



Breakdown by Area of Responsibility

Nationality Governorate	Others		Sudanese		Syrian		Total	
	Total	Percentage	Total	Percentage	Total	Percentage	Total	Percentage
Alex Office								
Alexandria	1,918	1.68%	14,289	6.15%	22,029	14.23%	38,236	7.62%
Behera	17	0.01%	241	0.10%	1,089	0.70%	1,347	0.27%
Dakahlia	428	0.37%	182	0.08%	3,834	2.48%	4,444	0.89%
Damietta	82	0.07%	126	0.05%	10,001	6.46%	10,209	2.04%
Gharbia	28	0.02%	171	0.07%	1,180	0.76%	1,379	0.27%
Kafr El-Shikh	8	0.01%	73	0.03%	706	0.46%	787	0.16%
Matrouh	16	0.01%	71	0.03%	1,125	0.73%	1,212	0.24%
Port Said			6	0.00%	294	0.19%	300	0.06%
Total	2,497	2.19%	15,159	6.52%	40,258	26.01%	57,914	11.55%
Cairo Office								
Assiut	18	0.02%	37	0.02%	426	0.28%	481	0.10%
Aswan	79	0.07%	2,780	1.20%	36	0.02%	2,895	0.58%
Beni Suef	20	0.02%	24	0.01%	316	0.20%	360	0.07%
Cairo	63,776	55.83%	73,008	31.40%	28,015	18.10%	164,799	32.86%
Fayoum	17	0.01%	19	0.01%	284	0.18%	320	0.06%
Giza	46,557	40.76%	134,883	58.02%	42,797	27.65%	224,237	44.71%
Ismailia	37	0.03%	103	0.04%	927	0.60%	1,067	0.21%
Kalyoubia	189	0.17%	1,566	0.67%	23,820	15.39%	25,575	5.10%
Luxor	3	0.00%	79	0.03%	190	0.12%	272	0.05%
Menia	11	0.01%	18	0.01%	716	0.46%	745	0.15%
Menoufia	32	0.03%	229	0.10%	2,710	1.75%	2,971	0.59%
New Valley			3	0.00%	4	0.00%	7	0.00%
North Sinai			13	0.01%	16	0.01%	29	0.01%
Qena	3	0.00%	26	0.01%	101	0.07%	130	0.03%
Red Sea	53	0.05%	60	0.03%	672	0.43%	785	0.16%
Sharkia	198	0.17%	2,906	1.25%	13,042	8.43%	16,146	3.22%
South Sinai	13	0.01%	34	0.01%	90	0.06%	137	0.03%
Suez	704	0.62%	1,482	0.64%	193	0.12%	2,379	0.47%
Suhag	23	0.02%	45	0.02%	181	0.12%	249	0.05%
Total	111,733	97.81%	217,315	93.48%	114,536	73.99%	443,584	88.45%
Total	114,230	100.00%	232,474	100.00%	154,794	100.00%	501,498	100.00%

* All Syrians who approached UNHCR Egypt after 2011 are registered as asylum seekers and do not undergo refugee status determination but are considered as Refugees
The boundaries, names shown and the designations used on this map do not imply official endorsement or acceptance by the United Nations