

UNHCR Egypt Monthly Statistical Report

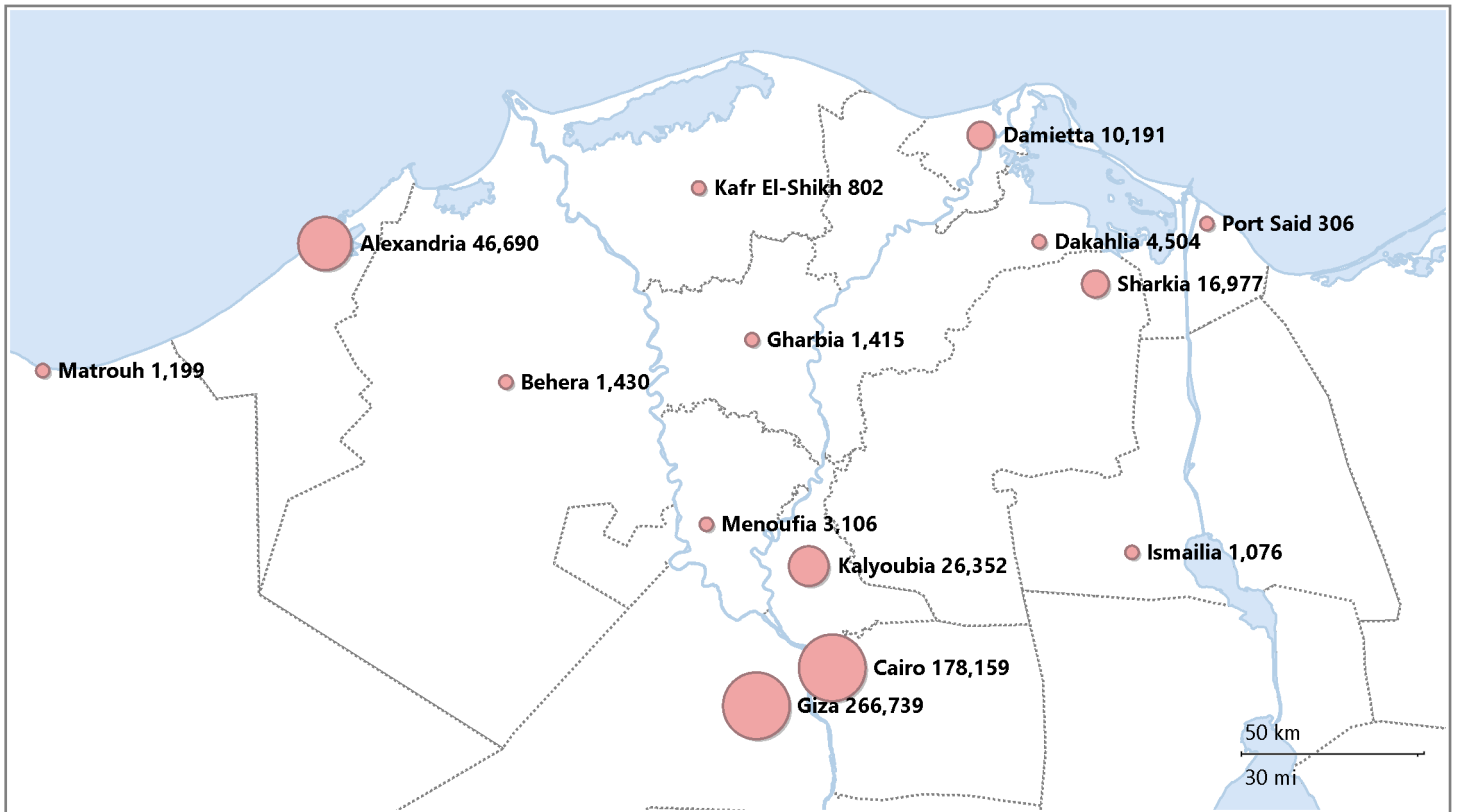
as of 31 March 2024



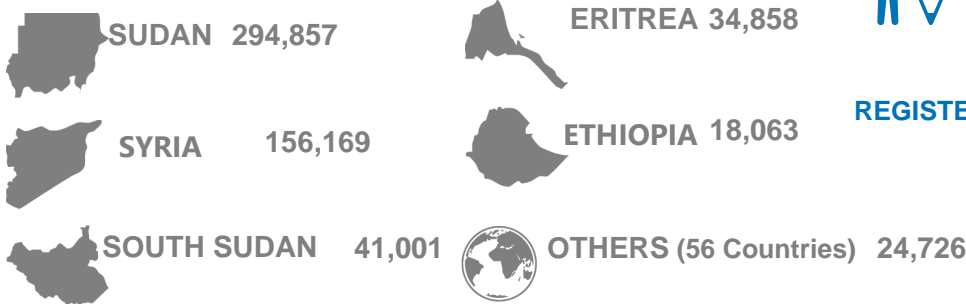
Total Population **569,674**



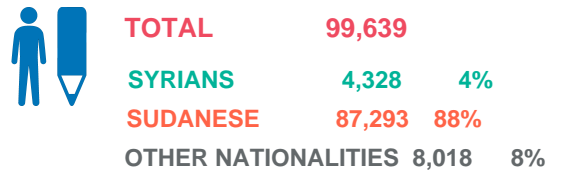
Sudanese 294,857 52% **Syrians 156,169** 27% **Other Nationalities 118,648** 21%



BREAKDOWN BY COUNTRY OF ORIGIN



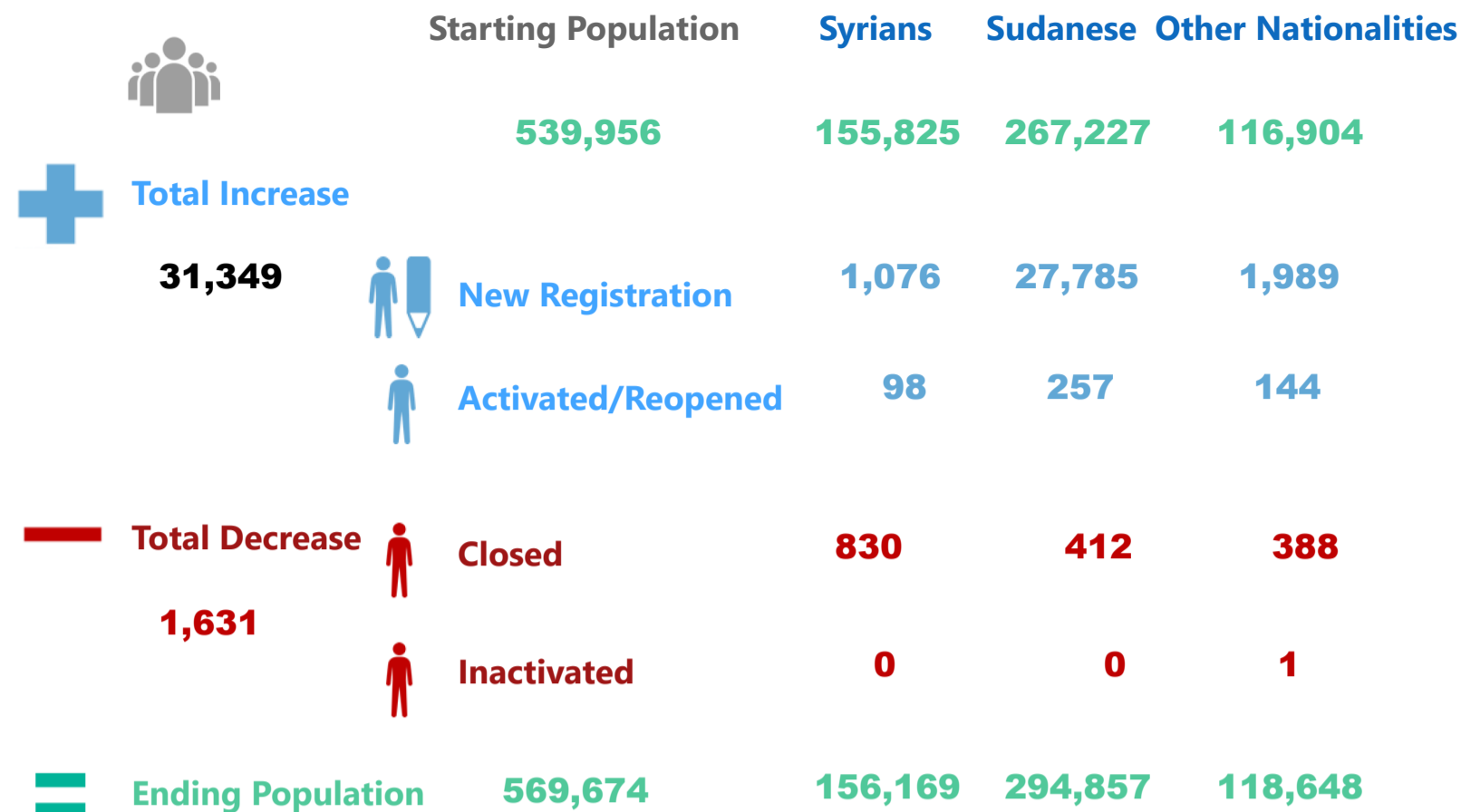
TOTAL REGISTERED IN 2024



REGISTERED IN MARCH 2024



Population Change



Breakdown by Area of Responsibility

Nationality Governorate	Others		Sudanese		Syrian		Total	
	Total	Percentage	Total	Percentage	Total	Percentage	Total	Percentage
Alex Office								
Alexandria	1,937	1.63%	22,824	7.74%	21,929	14.04%	46,690	8.20%
Behera	17	0.01%	328	0.11%	1,085	0.69%	1,430	0.25%
Dakahlia	430	0.36%	245	0.08%	3,829	2.45%	4,504	0.79%
Damietta	82	0.07%	147	0.05%	9,962	6.38%	10,191	1.79%
Gharbia	28	0.02%	218	0.07%	1,169	0.75%	1,415	0.25%
Kafr El-Shikh	8	0.01%	96	0.03%	698	0.45%	802	0.14%
Matrouh	16	0.01%	73	0.02%	1,110	0.71%	1,199	0.21%
Port Said			7	0.00%	299	0.19%	306	0.05%
Total	2,518	2.12%	23,938	8.12%	40,081	25.67%	66,537	11.68%
Cairo Office								
Assiut	18	0.02%	59	0.02%	430	0.28%	507	0.09%
Aswan	105	0.09%	4,098	1.39%	32	0.02%	4,235	0.74%
Beni Suef	20	0.02%	35	0.01%	324	0.21%	379	0.07%
Cairo	65,984	55.61%	83,696	28.39%	28,479	18.24%	178,159	31.27%
Fayoum	17	0.01%	21	0.01%	283	0.18%	321	0.06%
Giza	48,723	41.07%	174,888	59.31%	43,128	27.62%	266,739	46.82%
Ismailia	36	0.03%	108	0.04%	932	0.60%	1,076	0.19%
Kalyoubia	190	0.16%	1,897	0.64%	24,265	15.54%	26,352	4.63%
Luxor	3	0.00%	139	0.05%	186	0.12%	328	0.06%
Menia	11	0.01%	29	0.01%	766	0.49%	806	0.14%
Menoufia	32	0.03%	350	0.12%	2,724	1.74%	3,106	0.55%
New Valley			3	0.00%	4	0.00%	7	0.00%
North Sinai			18	0.01%	17	0.01%	35	0.01%
Qena	3	0.00%	26	0.01%	99	0.06%	128	0.02%
Red Sea	23	0.02%	59	0.02%	668	0.43%	750	0.13%
Sharkia	191	0.16%	3,507	1.19%	13,279	8.50%	16,977	2.98%
South Sinai	13	0.01%	33	0.01%	94	0.06%	140	0.02%
Suez	737	0.62%	1,900	0.64%	202	0.13%	2,839	0.50%
Suhag	24	0.02%	53	0.02%	176	0.11%	253	0.04%
Total	116,130	97.88%	270,919	91.88%	116,088	74.33%	503,137	88.32%
Total	118,648	100.00%	294,857	100.00%	156,169	100.00%	569,674	100.00%

* All Syrians who approached UNHCR Egypt after 2011 are registered as asylum seekers and do not undergo refugee status determination but are considered as Refugees
The boundaries, names shown and the designations used on this map do not imply official endorsement or acceptance by the United Nations