



# KENYA STATISTICS PACKAGE



## Statistical Summary

as of

01-Jan-2021

### Refugees and Asylum Seekers in Kenya

	Total Refugee & Asylum Seeker Population	Dadaab Camp	Kakuma Camp	Kalobeyei Settlement	Urban (Eldoret)	Urban (Nbi, Nak & Msa)	
<b>A. Refugees and Asylum Seekers</b>	<b>508,033</b>	<b>223,817</b>	<b>160,406</b>	<b>40,649</b>	<b>2,138</b>	<b>81,023</b>	- Page 2
<b>B. Registration</b>	<b>2,807</b>	<b>0</b>	<b>2,009</b>	<b>606</b>	<b>41</b>	<b>151</b>	- Page 6
<b>C. Refugee Status Determination</b>							- Page 7
1. Applied	889	2	766			121	
2. Recognized	13	0	13			0	
3. Rejected	0	0	0			0	
4. Pending	52,782	1,632	24,334			26,816	
<b>D. 2021 Resettlement Submissions</b>	<b>20</b>						- Page 8
<b>E. 2021 Resettlement Departures</b>	<b>40</b>						- Page 9
<b>F. 2021 Voluntary Repatriation</b>	<b>0</b>	<b>0</b>	<b>0</b>			<b>0</b>	- Page 10

#### SUMMARY:

The refugee and asylum-seeker population in Kenya stood at **508,033 persons** as of 31 January 2021, which comprises 453,156 (90%) refugees and 52,782 (10%) asylum-seekers. This is a slight increase from the December'2020 population of 504,854. The increase is mainly due to the resumption of registration activities by the refugee Affairs Secretariat (RAS), with the support of UNHCR, in Kakuma Refugee Camp and Kalobeyei Settlement amid COVID-19, including appropriate measures to ensure the safety of staff and persons of concern. Continuous registration activities are however limited in urban locations due to the recommended Ministry of Health COVID-19 safety guidelines across the country.

#### 1. Population decreases:

- **Voluntary Repatriation:** No departures have so far been facilitated in the year 2021.
- **Resettlement:** During the reporting period, a total of **40 refugees** departed to various resettlement countries.
- **Other Decreases:** Closure/Inactivation of 141 individuals during continuous registration activities.

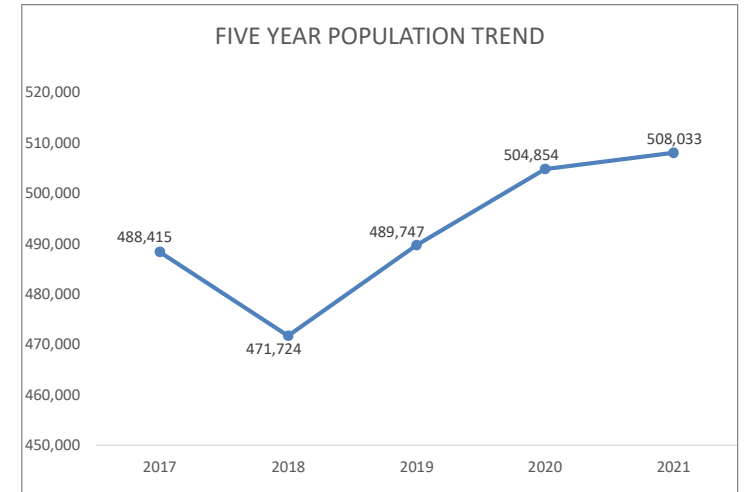
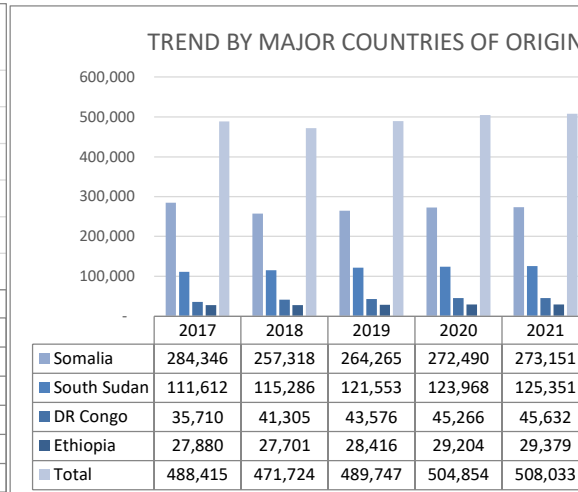
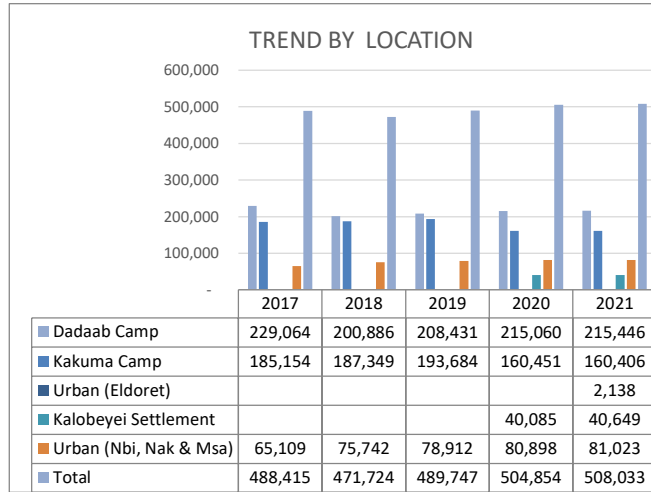
#### 2. Population increases:

- **New registration:** A total of **2,807 individuals** were registered during the reporting period, mainly new arrivals registration and additions of newly born babies in Kakuma and Dadaab Refugee Camps. Hence, the total number of persons registered since January 2020 stands at 2,807 [Camps: 2,656 and Urban: 151]. They were mainly from Burundi, DR Congo, Ethiopia, Somalia, South Sudan and Sudan. Refugee Affairs Secretariat (RAS) in Kakuma was able to resume registration activities in full after UNHCR assisted RAS to put in place a range of COVID-19 prevention measures (PPEs, screens in interview rooms, reorganised queuing, appointment system etc. In other locations, emergency and vulnerable refugees were considered on a case-by-case basis and were exceptionally registered.

- **Other Increases:** Reactivation of 79 individuals after re-establishing contact with Refugee Affairs Secretariat offices during continuous registration activities.

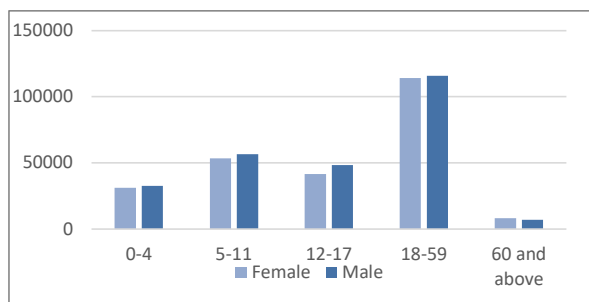
**REFUGEES AND ASYLUM SEEKERS IN KENYA BY COUNTRY OF ORIGIN AND LOCATION**

Country of Origin	2017				2018				2019				2020				2021						
	Dadaab Camp	Kakuma Camp	Nairobi	Total	Dadaab Camp	Kakuma Camp	Nairobi	Total	Dadaab Camp	Kakuma Camp	Urban (Nbi, Nak & Msa)	Total	Dadaab Camp	Kakuma Camp	Kalobeyei Settlement	Urban (Nbi, Nak & Msa)	Total	Dadaab Camp	Kakuma Camp	Kalobeyei Settlement	Urban (Eldoret)	Urban (Nbi, Nak & Msa)	Total
<b>Total</b>	<b>238,152</b>	<b>185,154</b>	<b>65,109</b>	<b>488,415</b>	<b>208,633</b>	<b>187,349</b>	<b>75,742</b>	<b>471,724</b>	<b>217,151</b>	<b>193,684</b>	<b>78,912</b>	<b>489,747</b>	<b>223,420</b>	<b>160,451</b>	<b>40,085</b>	<b>80,898</b>	<b>504,854</b>	<b>223,817</b>	<b>160,406</b>	<b>40,649</b>	<b>2,138</b>	<b>81,023</b>	<b>508,033</b>
Somalia	229,064	35,549	19,733	284,346	200,886	33,844	22,588	257,318	208,431	34,620	21,214	264,265	215,060	35,743	104	21,583	272,490	215,446	35,941	104	48	21,612	273,151
South Sudan	990	105,168	5,454	111,612	978	108,450	5,858	115,286	938	112,189	8,426	121,553	625	85,107	29,778	8,458	123,968	626	83,987	30,223	2,049	8,466	125,351
DR Congo	114	11,533	24,063	35,710	93	12,232	28,980	41,305	77	13,453	30,046	43,576	78	12,990	1,487	30,711	45,266	78	13,311	1,521	4	30,718	45,632
Ethiopia	7,759	10,470	9,651	27,880	6,478	10,502	10,721	27,701	7,502	10,148	10,766	28,416	7,480	5,605	5,017	11,102	29,204	7,489	5,683	5,058	1	11,148	29,379
Burundi	83	10,134	2,611	12,828	65	10,020	3,237	13,322	72	11,235	3,791	15,098	64	9,437	2,791	4,228	16,520	64	9,850	2,827	6	4,225	16,972
Sudan	53	9,789	166	10,008	46	9,879	181	10,106	46	9,700	180	9,926	24	9,550	356	179	10,109	25	9,562	358	27	186	10,158
Uganda	57	1,705	720	2,482	65	1,501	846	2,412	70	1,523	906	2,499	72	1,234	445	875	2,626	72	1,268	450	-	875	2,665
Eritrea	8	60	1,273	1,341	4	192	1,607	1,803	4	34	1,793	1,831	4	40	1	1,851	1,896	4	40	1	-	1,868	1,913
Rwanda	16	611	1,015	1,642	11	612	1,117	1,740	7	652	1,129	1,788	8	634	64	1,165	1,871	8	656	64	-	1,162	1,890
Other	8	135	423	566	7	117	607	731	4	130	661	795	5	111	42	746	904	5	108	43	3	763	922

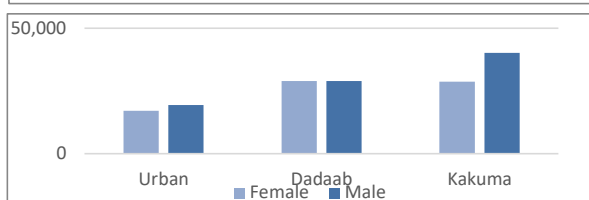


## REFUGEES AND ASYLUM SEEKERS IN KENYA : DEMOGRAPHIC BREAKDOWN

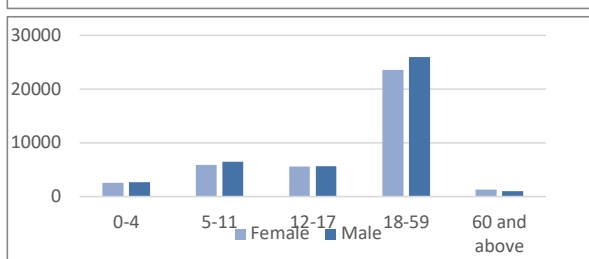
Total Kenya	Age Group	Sex				Total	
		Female		Male			
		#	%	#	%	#	%
	0-4	31,098	6.1%	32,615	6.4%	63,713	12.5%
	5-11	53,412	10.5%	56,554	11.1%	109,966	21.6%
	12-17	41,638	8.2%	48,153	9.5%	89,791	17.7%
	18-59	114,094	22.5%	115,753	22.8%	229,847	45.2%
	60 and above	7,961	1.6%	6,755	1.3%	14,716	2.9%
	<b>Total</b>	<b>248,203</b>	<b>48.9%</b>	<b>259,830</b>	<b>51.1%</b>	<b>508,033</b>	



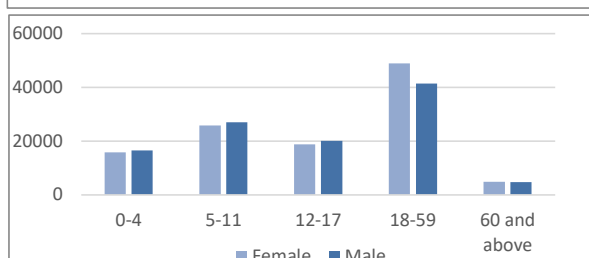
18 - 35 years	Site Name	Sex				Total	
		Female		Male			
		#	%	#	%	#	%
	Urban	17,018	10.4%	19,338	11.8%	36,356	22.3%
	Dadaab	29,027	17.8%	28,898	17.7%	57,925	35.5%
	Kakuma	28,735	17.6%	40,226	24.6%	68,961	42.2%
	<b>Total</b>	<b>74,780</b>	<b>45.8%</b>	<b>88,462</b>	<b>54.2%</b>	<b>163,242</b>	



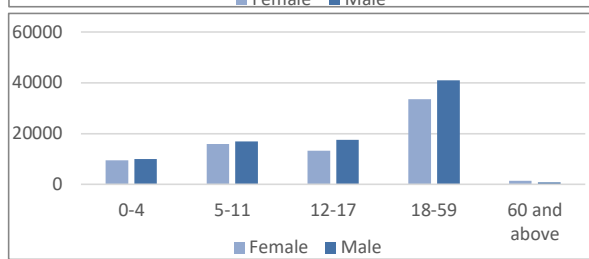
Urban (Nbi, Nak & Msa)	Age Group	Sex				Total	
		Female		Male			
		#	%	#	%	#	%
	0-4	2,594	3.2%	2,692	3.3%	5,286	6.5%
	5-11	5,932	7.3%	6,514	8.0%	12,446	15.4%
	12-17	5,644	7.0%	5,700	7.0%	11,344	14.0%
	18-59	23,564	29.1%	26,007	32.1%	49,571	61.2%
	60 and above	1,338	1.7%	1,038	1.3%	2,376	2.9%
	<b>Total</b>	<b>39,072</b>	<b>48.2%</b>	<b>41,951</b>	<b>51.8%</b>	<b>81,023</b>	



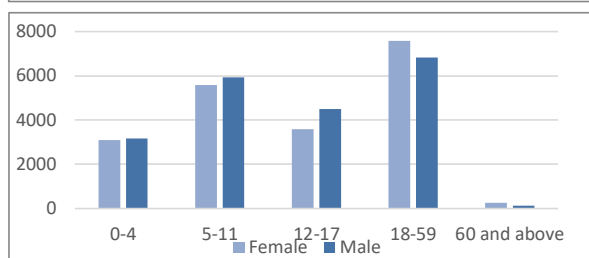
Dadaab Camp	Age Group	Sex				Total	
		Female		Male			
		#	%	#	%	#	%
	0-4	15,776	7.0%	16,569	7.4%	32,345	14.5%
	5-11	25,833	11.5%	26,915	12.0%	52,748	23.6%
	12-17	18,868	8.4%	20,105	9.0%	38,973	17.4%
	18-59	48,873	21.8%	41,375	18.5%	90,248	40.3%
	60 and above	4,790	2.1%	4,713	2.1%	9,503	4.2%
	<b>Total</b>	<b>114,140</b>	<b>51.0%</b>	<b>109,677</b>	<b>49.0%</b>	<b>223,817</b>	



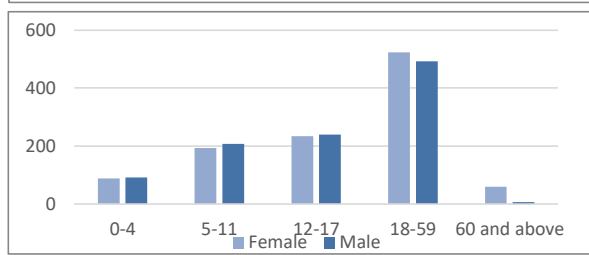
Kakuma Camp	Age Group	Sex				Total	
		Female		Male			
		#	%	#	%	#	%
	0-4	9,550	6.0%	10,088	6.3%	19,638	12.2%
	5-11	15,868	9.9%	16,983	10.6%	32,851	20.5%
	12-17	13,316	8.3%	17,604	11.0%	30,920	19.3%
	18-59	33,557	20.9%	41,059	25.6%	74,616	46.5%
	60 and above	1,511	0.9%	870	0.5%	2,381	1.5%
	<b>Total</b>	<b>73,802</b>	<b>46.0%</b>	<b>86,604</b>	<b>54.0%</b>	<b>160,406</b>	



Kalobeyei Settlement	Age Group	Sex				Total	
		Female		Male			
		#	%	#	%	#	%
	0-4	3,090	1.9%	3,174	2.0%	6,264	15.4%
	5-11	5,586	3.5%	5,934	3.7%	11,520	28.3%
	12-17	3,576	2.2%	4,504	2.8%	8,080	19.9%
	18-59	7,577	4.7%	6,819	4.3%	14,396	35.4%
	60 and above	262	0.2%	127	0.1%	389	1.0%
	<b>Total</b>	<b>20,091</b>	<b>49.4%</b>	<b>20,558</b>	<b>50.6%</b>	<b>40,649</b>	



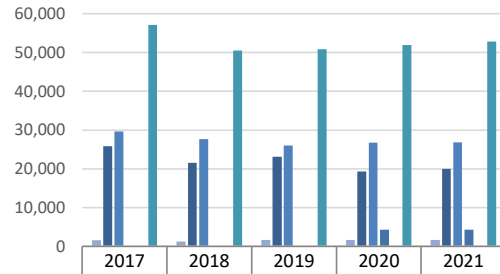
Urban (Eldoret)	Age Group	Sex				Total	
		Female		Male			
		#	%	#	%	#	%
	0-4	88	0.1%	92	0.1%	180	0.4%
	5-11	193	0.1%	208	0.1%	401	1.0%
	12-17	234	0.1%	240	0.1%	474	1.2%
	18-59	523	0.3%	493	0.3%	1,016	2.5%
	60 and above	60	0.0%	7	0.0%	67	0.2%
	<b>Total</b>	<b>1,098</b>	<b>51.4%</b>	<b>1,040</b>	<b>48.6%</b>	<b>2,138</b>	



## ASYLUM SEEKERS STATISTICS BY COUNTRY OF ORIGIN AND LOCATION

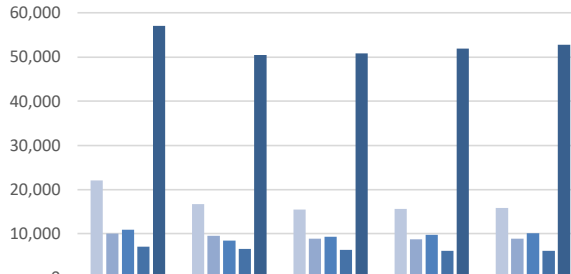
Country of Origin	2017				2018				2019				2020				2021						
	Dadaab Camp	Kakuma Camp	Nairobi	Total	Dadaab Camp	Kakuma Camp	Nairobi	Total	Dadaab Camp	Kakuma Camp	Urban (Nbi, Nak & Msa)	Total	Dadaab Camp	Kakuma Camp	Kalobeyei Settlement	Urban (Nbi, Nak & Msa)	Total	Dadaab Camp	Kakuma Camp	Kalobeyei Settlement	Urban (Eldoret)	Urban (Nbi, Nak & Msa)	Total
<b>Total</b>	<b>1,599</b>	<b>25,837</b>	<b>29,589</b>	<b>57,025</b>	<b>1,292</b>	<b>21,517</b>	<b>27,657</b>	<b>50,466</b>	<b>1,657</b>	<b>23,161</b>	<b>26,028</b>	<b>50,846</b>	<b>1,630</b>	<b>19,337</b>	<b>4,272</b>	<b>26,695</b>	<b>51,934</b>	<b>1,632</b>	<b>19,978</b>	<b>4,313</b>	<b>43</b>	<b>26,816</b>	<b>52,782</b>
DR Congo	14	4,222	17,822	22,058	8	3,465	13,246	16,719	6	4,493	10,992	15,491	8	4,299	449	10,885	15,641	8	4,497	462	4	10,890	15,861
Ethiopia	1,129	3,786	5,177	10,092	881	3,286	5,419	9,586	1,199	3,162	4,503	8,864	1,220	1,869	1,103	4,570	8,762	1,221	1,906	1,112	1	4,621	8,861
Burundi	27	8,763	2175	10,965	22	6,239	2,189	8,450	30	6,878	2,415	9,323	29	5,038	1,921	2,773	9,761	29	5,365	1,932	6	2,770	10,102
Sudan	2	7,021	63	7,086	2	6,455	67	6,524	15	6,291	52	6,358	4	5,791	267	49	6,111	4	5,789	269	27	55	6,144
Somalia	364	214	2,119	2,697	330	310	4,180	4,820	340	587	5,572	6,499	350	935	16	5,837	7,138	351	967	16	2	5,862	7,198
Uganda	9	1,311	533	1,853	6	1,124	439	1,569	6	1,151	452	1,609	7	873	424	485	1,789	7	906	429	-	485	1,827
Eritrea	2	15	632	649	2	158	936	1,096	2	10	950	962	2	14	1	991	1,008	2	14	1	-	1,008	1,025
Rwanda	13	400	663	1,076	7	404	681	1,092	7	465	584	1,056	8	440	64	615	1,127	8	459	64	-	612	1,143
Other	4	105	339	448	3	70	453	526	1	79	461	541	2	70	25	444	541	2	67	26	3	467	565
South Sudan	35	-	66	101	31	6	47	84	51	45	47	143	-	8	2	46	56	-	8	2	-	46	56

TREND BY LOCATION



Dadaab Camp	1,599	1,292	1,657	1,630	1,632
Kakuma Camp	25,837	21,517	23,161	19,337	19,978
Urban (Nbi, Nak & Msa)	29,589	27,657	26,028	26,695	26,816
Kalobeyei Settlement			4,272	4,313	
Urban (Eldoret)					43
Total	57,025	50,466	50,846	51,934	52,782

TREND BY MAJOR COUNTRIES OF ORIGIN



DR Congo	22,058	16,719	15,491	15,641	15,861
Ethiopia	10,092	9,586	8,864	8,762	8,861
Burundi	10,965	8,450	9,323	9,761	10,102
Sudan	7,086	6,524	6,358	6,111	6,144
Total	57,025	50,466	50,846	51,934	52,782

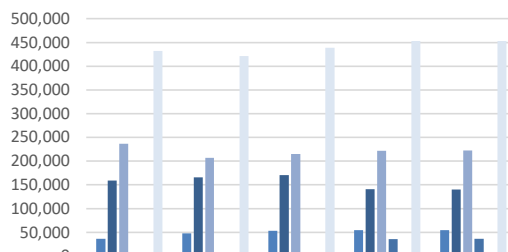
FIVE YEAR POPULATION TREND



## REFUGEES IN KENYA BY COUNTRY OF ORIGIN AND LOCATION

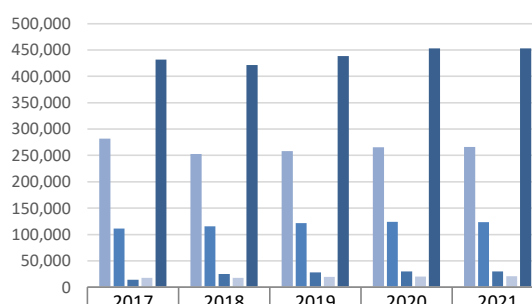
Country of Origin	2017				2018				2019				2020				2021						
	Dadaab Camp	Kakuma Camp	Nairobi	Total	Dadaab Camp	Kakuma Camp	Nairobi	Total	Dadaab Camp	Kakuma Camp	Urban (Nbi, Nak & Msa)	Total	Dadaab Camp	Kakuma Camp	Kalobeyei Settlement	Urban (Nbi, Nak & Msa)	Total	Dadaab Camp	Kakuma Camp	Kalobeyei Settlement	Urban (Eldoret)	Urban (Nbi, Nak & Msa)	Total
<b>Total</b>	236,553	159,317	36,122	431,992	207,341	165,832	48,085	421,258	215,494	170,523	52,884	438,901	221,790	141,114	35,813	54,203	452,920	222,185	140,428	36,336	2,095	54,207	453,156
<b>Somalia</b>	228,700	35,335	17,679	281,714	200,556	33,534	18,408	252,498	208,091	34,033	15,642	257,766	214,710	34,808	88	15,746	265,352	215,095	34,974	88	46	15,750	265,907
<b>South Sudan</b>	955	105,168	5,401	111,524	947	108,444	5,811	115,202	887	112,144	8,379	121,410	625	85,099	29,776	8,412	123,912	626	83,979	30,221	2,049	8,420	123,246
<b>DR Congo</b>	100	7,311	6,550	13,961	85	8,767	15,734	24,586	71	8,960	19,054	28,085	70	8,691	1,038	19,826	29,625	70	8,814	1,059	0	19,828	29,771
<b>Ethiopia</b>	6,630	6,684	4,558	17,872	5,597	7,216	5,302	18,115	6,303	6,986	6,263	19,552	6,260	3,736	3,914	6,532	20,442	6,268	3,777	3,946	0	6,527	20,518
<b>Burundi</b>	56	1,371	478	1,905	43	3,781	1,048	4,872	42	4,357	1,376	5,775	35	4,399	870	1,455	6,759	35	4,485	895	0	1,455	6,870
<b>Sudan</b>	51	2,768	105	2,924	44	3,424	114	3,582	31	3,409	128	3,568	20	3,759	89	130	3,998	21	3,773	89	0	131	4,014
<b>Uganda</b>	48	394	192	634	59	377	407	843	64	372	454	890	65	361	21	390	837	65	362	21	0	390	838
<b>Eritrea</b>	6	45	657	708	2	34	671	707	2	24	843	869	2	26	0	860	888	2	26	0	0	860	888
<b>Rwanda</b>	3	211	372	586	4	208	436	648	0	187	545	732	0	194	0	550	744	0	197	0	0	550	747
<b>Other</b>	4	30	130	164	4	47	154	205	3	51	200	254	3	41	17	302	363	3	41	17	0	296	357

TREND BY LOCATION



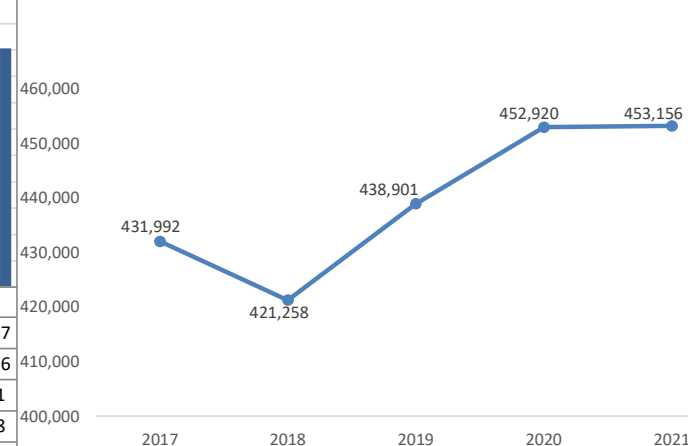
	2017	2018	2019	2020	2021
Urban (Nbi, Nak & Msa)	36,122	48,085	52,884	54,203	54,207
Kakuma Camp	159,317	165,832	170,523	141,114	140,428
Dadaab Camp	236,553	207,341	215,494	221,790	222,185
Kalobeyei Settlement				35,813	36,336
Urban (Eldoret)					2,095
<b>Total</b>	431,992	421,258	438,901	452,920	453,156

TREND BY MAJOR COUNTRIES OF ORIGIN



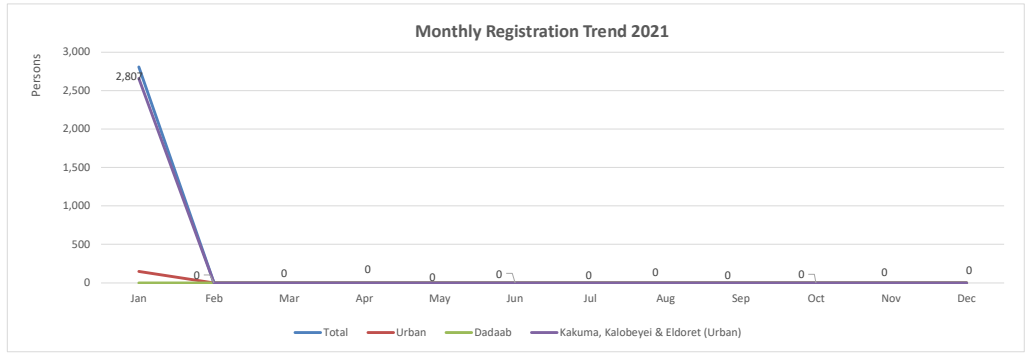
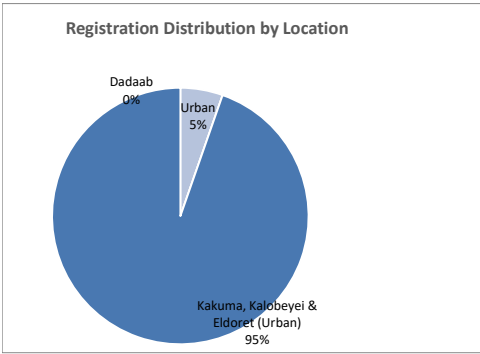
	2017	2018	2019	2020	2021
Somalia	281,714	252,498	257,766	265,352	265,907
South Sudan	111,524	115,202	121,410	123,912	123,246
DR Congo	13,961	24,586	28,085	29,625	29,771
Ethiopia	17,872	18,115	19,552	20,442	20,518
<b>Total</b>	431,992	421,258	438,901	452,920	453,156

FIVE YEAR POPULATION TREND



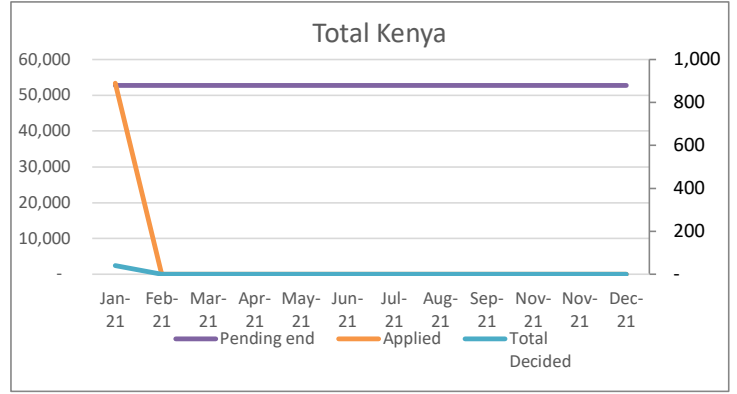
KENYA REGISTRATION TREND BY LOCATION AND COUNTRY OF ORIGIN

Month	Total	Country of Origin																										
		AFG	ANG	BDI	BKF	CAR	COB	COD	CMR	ERT	ETH	ICO	LBR	NIG	RSA	RWA	SLE	SOM	SSD	SUD	SYR	TAN	TIB	TUR	UGA	YEM	ZIM	OTHER
<b>Total Kenya</b>	<b>2,807</b>	0	0	460	0	0	1	364	0	17	178	0	0	0	0	19	0	286	1,373	47	0	22	0	1	39	0	0	0
Jan	151	0	0	0	0	0	0	13	0	17	56	0	0	0	0	1	0	29	6	6	0	22	0	1	0	0	0	
Feb	0	0	0	0	0	0	0	0	0	0	0	0	0	0	0	0	0	0	0	0	0	0	0	0	0	0	0	
Mar	0	0	0	0	0	0	0	0	0	0	0	0	0	0	0	0	0	0	0	0	0	0	0	0	0	0	0	
Apr	0	0	0	0	0	0	0	0	0	0	0	0	0	0	0	0	0	0	0	0	0	0	0	0	0	0	0	
May	0	0	0	0	0	0	0	0	0	0	0	0	0	0	0	0	0	0	0	0	0	0	0	0	0	0	0	
Jun	0	0	0	0	0	0	0	0	0	0	0	0	0	0	0	0	0	0	0	0	0	0	0	0	0	0	0	
Jul	0	0	0	0	0	0	0	0	0	0	0	0	0	0	0	0	0	0	0	0	0	0	0	0	0	0	0	
Aug	0	0	0	0	0	0	0	0	0	0	0	0	0	0	0	0	0	0	0	0	0	0	0	0	0	0	0	
Sep	0	0	0	0	0	0	0	0	0	0	0	0	0	0	0	0	0	0	0	0	0	0	0	0	0	0	0	
Oct	0	0	0	0	0	0	0	0	0	0	0	0	0	0	0	0	0	0	0	0	0	0	0	0	0	0	0	
Nov	0	0	0	0	0	0	0	0	0	0	0	0	0	0	0	0	0	0	0	0	0	0	0	0	0	0	0	
Dec	0	0	0	0	0	0	0	0	0	0	0	0	0	0	0	0	0	0	0	0	0	0	0	0	0	0	0	
<b>Total</b>	<b>151</b>	<b>0</b>	<b>0</b>	<b>0</b>	<b>0</b>	<b>0</b>	<b>0</b>	<b>13</b>	<b>0</b>	<b>17</b>	<b>56</b>	<b>0</b>	<b>0</b>	<b>0</b>	<b>0</b>	<b>1</b>	<b>0</b>	<b>29</b>	<b>6</b>	<b>6</b>	<b>0</b>	<b>22</b>	<b>0</b>	<b>1</b>	<b>0</b>	<b>0</b>	<b>0</b>	
<b>Dadaab</b>	<b>0</b>	<b>0</b>	<b>0</b>	<b>0</b>	<b>0</b>	<b>0</b>	<b>0</b>	<b>0</b>	<b>0</b>	<b>0</b>	<b>0</b>	<b>0</b>	<b>0</b>	<b>0</b>	<b>0</b>	<b>0</b>	<b>0</b>	<b>0</b>	<b>0</b>	<b>0</b>	<b>0</b>	<b>0</b>	<b>0</b>	<b>0</b>	<b>0</b>	<b>0</b>	<b>0</b>	
<b>Kakuma, Kalobeyei &amp; Eldoret (Urban)</b>	<b>2,656</b>	<b>0</b>	<b>0</b>	<b>460</b>	<b>0</b>	<b>0</b>	<b>1</b>	<b>351</b>	<b>0</b>	<b>0</b>	<b>122</b>	<b>0</b>	<b>0</b>	<b>0</b>	<b>0</b>	<b>18</b>	<b>0</b>	<b>257</b>	<b>1,367</b>	<b>41</b>	<b>0</b>	<b>0</b>	<b>0</b>	<b>0</b>	<b>39</b>	<b>0</b>	<b>0</b>	

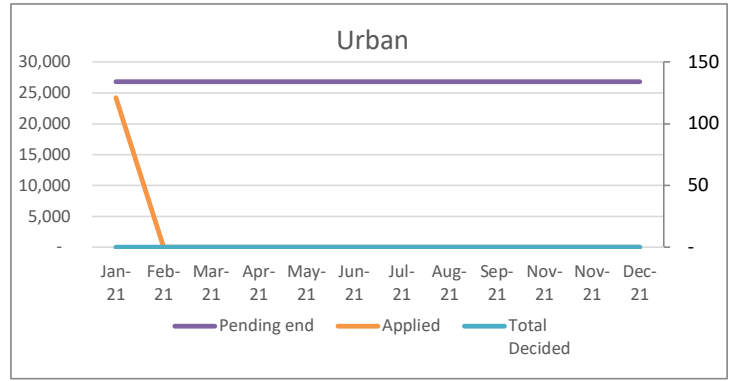


## Individual Asylum Applications and Refugee Status Determination Trend

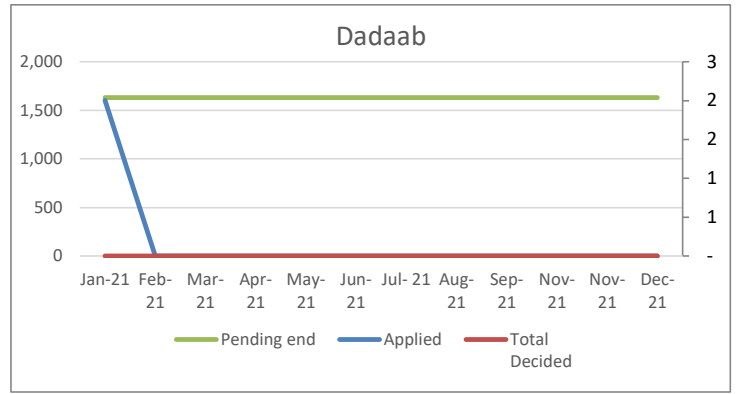
Total	Month	Pending begin	Applied	Reco-gnized	Reje-cted	Oth. Closed	Total Decided	Pending end
	Jan-21	51,934	889	13	-	28	41	52,782
	Feb-21	52,782	-	-	-	-	-	52,782
	Mar-21	52,782	-	-	-	-	-	52,782
	Apr-21	52,782	-	-	-	-	-	52,782
	May-21	52,782	-	-	-	-	-	52,782
	Jun-21	52,782	-	-	-	-	-	52,782
	Jul-21	52,782	-	-	-	-	-	52,782
	Aug-21	52,782	-	-	-	-	-	52,782
	Sep-21	52,782	-	-	-	-	-	52,782
	Nov-21	52,782	-	-	-	-	-	52,782
	Nov-21	52,782	-	-	-	-	-	52,782
	Dec-21	52,782	-	-	-	-	-	52,782
<b>Total</b>		<b>889</b>	<b>13</b>	<b>-</b>	<b>28</b>	<b>41</b>		



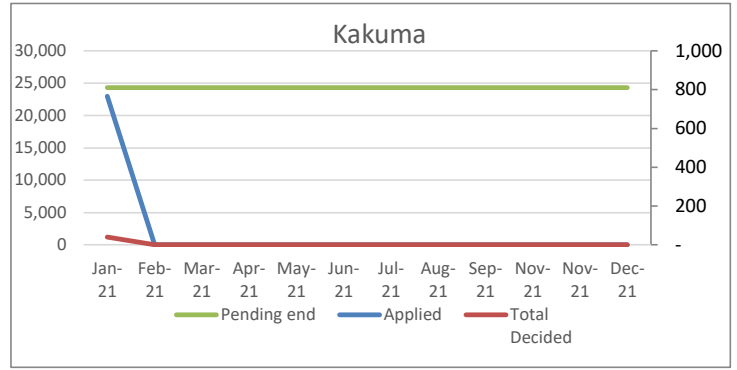
Urban	Month	Pending begin	Applied	Reco-gnized	Reje-cted	Oth. Closed	Total Decided	Pending end
	Jan-21	26,695	121	-	-	-	-	26,816
	Feb-21	26,816	-	-	-	-	-	26,816
	Mar-21	26,816	-	-	-	-	-	26,816
	Apr-21	26,816	-	-	-	-	-	26,816
	May-21	26,816	-	-	-	-	-	26,816
	Jun-21	26,816	-	-	-	-	-	26,816
	Jul-21	26,816	-	-	-	-	-	26,816
	Aug-21	26,816	-	-	-	-	-	26,816
	Sep-21	26,816	-	-	-	-	-	26,816
	Nov-21	26,816	-	-	-	-	-	26,816
	Nov-21	26,816	-	-	-	-	-	26,816
	Dec-21	26,816	-	-	-	-	-	26,816
<b>Total</b>		<b>121</b>	<b>-</b>	<b>-</b>	<b>-</b>	<b>-</b>	<b>-</b>	



Dadaab	Month	Pending begin	Applied	Reco-gnized	Reje-cted	Oth. Closed	Total Decided	Pending end
	Jan-21	1,630	2	-	-	-	-	1,632
	Feb-21	1,632	-	-	-	-	-	1,632
	Mar-21	1,632	-	-	-	-	-	1,632
	Apr-21	1,632	-	-	-	-	-	1,632
	May-21	1,632	-	-	-	-	-	1,632
	Jun-21	1,632	-	-	-	-	-	1,632
	Jul-21	1,632	-	-	-	-	-	1,632
	Aug-21	1,632	-	-	-	-	-	1,632
	Sep-21	1,632	-	-	-	-	-	1,632
	Nov-21	1,632	-	-	-	-	-	1,632
	Nov-21	1,632	-	-	-	-	-	1,632
	Dec-21	1,632	-	-	-	-	-	1,632
<b>Total</b>		<b>2</b>	<b>-</b>	<b>-</b>	<b>-</b>	<b>-</b>	<b>-</b>	



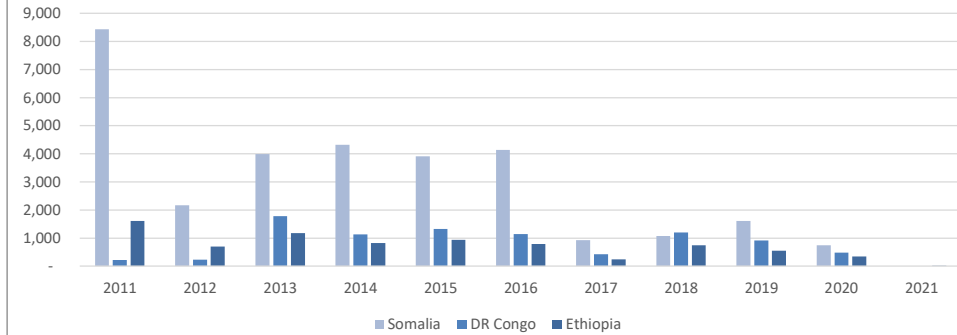
Kakuma, Kalobeyei & Eldoret	Month	Pending begin	Applied	Reco-gnized	Reje-cted	Oth. Closed	Total Decided	Pending end
	Jan-21	23,609	766	13	-	28	41	24,334
	Feb-21	24,334	-	-	-	-	-	24,334
	Mar-21	24,334	-	-	-	-	-	24,334
	Apr-21	24,334	-	-	-	-	-	24,334
	May-21	24,334	-	-	-	-	-	24,334
	Jun-21	24,334	-	-	-	-	-	24,334
	Jul-21	24,334	-	-	-	-	-	24,334
	Aug-21	24,334	-	-	-	-	-	24,334
	Sep-21	24,334	-	-	-	-	-	24,334
	Nov-21	24,334	-	-	-	-	-	24,334
	Nov-21	24,334	-	-	-	-	-	24,334
	Dec-21	24,334	-	-	-	-	-	24,334
<b>Total</b>		<b>766</b>	<b>13</b>	<b>-</b>	<b>28</b>	<b>41</b>		



### RESETTLEMENT SUBMISSION BY COUNTRY OF ORIGIN

Country of Origin	2011	2012	2013	2014	2015	2016	2017	2018	2019	2020	2021	Total
Somalia	8,439	2,170	3,985	4,325	3,909	4,147	929	1,068	1,605	740	3	31,320
DR Congo	218	230	1,783	1,132	1,326	1,143	424	1,203	916	484	5	8,864
Ethiopia	1,617	700	1,181	830	941	785	237	748	553	337	8	7,937
South Sudan	-	33	214	111	420	701	143	1,229	754	152	-	3,757
Sudan	175	30	29	158	541	104	4	34	3	2	-	1,080
Uganda	13	5	24	88	108	107	47	136	191	12	-	731
Burundi	17	22	58	46	121	81	100	121	104	60	-	730
Eritrea	25	20	111	73	116	55	26	39	36	12	-	513
Rwanda	13	24	22	31	78	26	10	17	15	10	4	250
Other	1	5	5	11	26	14	20	16	10	11	-	119
<b>Total</b>	<b>10,518</b>	<b>3,239</b>	<b>7,412</b>	<b>6,805</b>	<b>7,586</b>	<b>7,163</b>	<b>1,940</b>	<b>4,611</b>	<b>4,187</b>	<b>1,820</b>	<b>20</b>	<b>55,301</b>

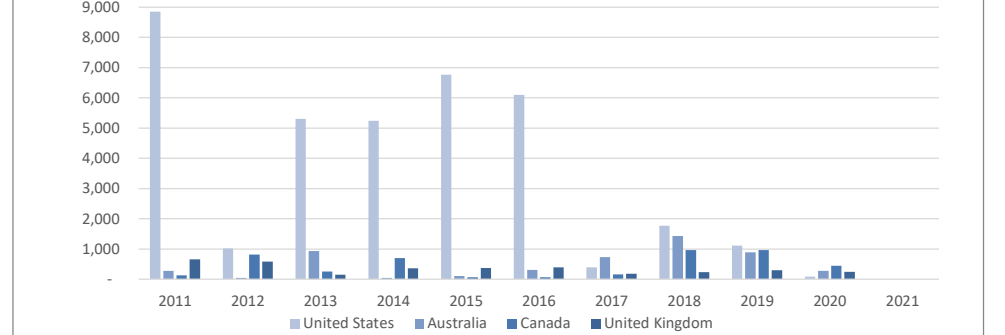
### RESETTLEMENT SUBMISSION TRENDS BY MAJOR COUNTRIES OF ORIGIN



### RESETTLEMENT SUBMISSION BY COUNTRY OF RESETTLEMENT

Country of Submission	2011	2012	2013	2014	2015	2016	2017	2018	2019	2020	2021	Total
United States	8,849	1,019	5,304	5,239	6,764	6,105	391	1,775	1,115	90	3	36,654
Australia	281	50	932	53	107	310	736	1,438	890	281	-	5,078
Canada	129	821	254	705	69	75	158	963	963	451	-	4,588
United Kingdom	657	585	155	363	378	397	180	243	297	251	-	3,506
Sweden	391	402	342	397	81	262	353	120	662	38	1	3,049
Norway	72	218	218	12	11	5	6	1	11	249	-	803
Netherlands	109	114	145	16	130	-	-	-	7	138	4	663
France	-	-	29	-	-	1	88	46	11	47	8	230
Other	24	16	17	6	17	2	28	25	220	275	4	634
Denmark	6	14	16	14	29	6	-	-	11	-	-	96
<b>Total</b>	<b>10,518</b>	<b>3,239</b>	<b>7,412</b>	<b>6,805</b>	<b>7,586</b>	<b>7,163</b>	<b>1,940</b>	<b>4,611</b>	<b>4,187</b>	<b>1,820</b>	<b>20</b>	<b>55,301</b>

### RESETTLEMENT SUBMISSION TRENDS BY MAJOR COUNTRIES OF RESETTLEMENT





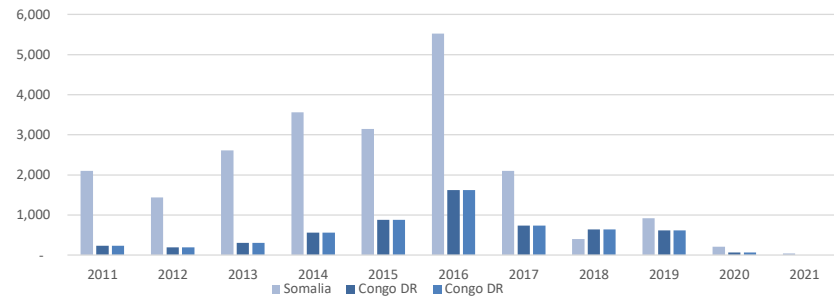
**RESETTLEMENT DEPARTURES BY COUNTRY OF ORIGIN**

Country of Origin	2011	2012	2013	2014	2015	2016	2017	2018	2019	2020	2021	Total
Somalia	2,102	1,442	2,612	3,562	3,142	5,521	2,102	398	916	211	38	22,046
Ethiopia	906	806	469	480	645	1,265	663	282	309	45	1	5,871
Congo DR	234	192	308	560	874	1,621	730	643	611	64	-	5,837
SSD	-	35	88	92	136	412	272	100	94	19	-	1,248
Sudan	213	102	61	82	46	123	184	9	30	5	-	855
Eritrea	48	25	25	57	28	121	62	21	18	4	-	409
Burundi	35	14	13	23	30	70	50	81	133	22	-	471
Uganda	7	14	2	36	69	70	50	73	63	60	1	445
Rwanda	35	26	26	21	28	56	24	28	13	7	-	264
Other	1	3	-	-	3	27	4	6	26	6	-	76
<b>Total</b>	<b>3,581</b>	<b>2,659</b>	<b>3,604</b>	<b>4,913</b>	<b>5,001</b>	<b>9,286</b>	<b>4,141</b>	<b>1,641</b>	<b>2,213</b>	<b>443</b>	<b>40</b>	<b>37,522</b>

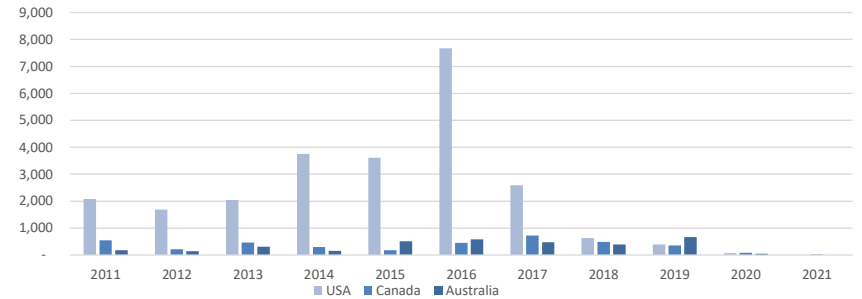
**RESETTLEMENT DEPARTURES BY COUNTRY OF RESETTLEMENT**

Country of Resettlement	2011	2012	2013	2014	2015	2016	2017	2018	2019	2020	2021	Total
USA	2,083	1,688	2,040	3,751	3,610	7,665	2,585	633	392	73	-	24,520
Canada	541	213	464	302	174	452	725	480	356	79	19	3,805
Australia	182	141	311	160	514	580	475	398	666	49	-	3,476
United Kingdom	208	460	260	279	308	267	248	111	163	19	-	2,323
Sweden	329	88	331	229	341	238	83	4	579	201	21	2,444
Norway	58	18	159	78	32	3	7	-	2	-	-	357
Netherlands	81	29	-	87	2	70	-	-	5	-	-	274
Other	89	12	13	20	13	2	7	15	50	22	-	243
Denmark	-	10	22	7	7	4	-	-	-	-	-	50
New Zealand	10	-	4	-	-	5	11	-	-	-	-	30
<b>Total</b>	<b>3,581</b>	<b>2,659</b>	<b>3,604</b>	<b>4,913</b>	<b>5,001</b>	<b>9,286</b>	<b>4,141</b>	<b>1,641</b>	<b>2,213</b>	<b>443</b>	<b>40</b>	<b>37,522</b>

RESETTLEMENT DEPARTURE TRENDS BY MAJOR COUNTRIES OF ORIGIN



RESETTLEMENT DEPARTURE TRENDS BY MAJOR COUNTRIES OF RESETTLEMENT



**VOLUNTARY REPATRIATION FROM KENYA  
BY COUNTRY OF ORIGIN**

Country of Origin	Year													Total
	2009	2010	2011	2012	2013	2014	2015	2016	2017	2018	2019	2020	2021	
Sudan	665	64	28	-	-	-	-	-	-	-	-	-	-	757
Burundi	2	1	-	4	-	-	-	-	-	586	156	60	-	809
Rwanda	1	2	2	1	-	-	-	-	-	-	-	-	-	6
Mozambique	-	5	-	-	-	-	-	-	4	-	-	-	-	9
Somalia	-	6	69	4	-	481	5,614	33,792	35,409	7,543	2,142	190	-	85,250
Congo, DRC	-	3	2	7	3	-	-	-	-	-	15	-	-	30
Ethiopia	-	-	-	-	-	-	-	-	-	1,963	5	79	-	2,047
Uganda	-	-	4	1	-	-	-	-	-	-	-	-	-	5
Other	-	2	6	-	-	-	-	6	-	1	19	-	-	34
<b>Total</b>	<b>668</b>	<b>83</b>	<b>111</b>	<b>17</b>	<b>3</b>	<b>481</b>	<b>5,614</b>	<b>33,798</b>	<b>35,413</b>	<b>10,093</b>	<b>2,337</b>	<b>329</b>	<b>0</b>	<b>88,947</b>

VolRepTrend

