



KENYA

Registered refugees and asylum-seekers

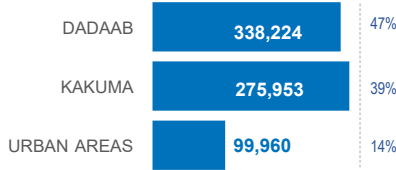
as of 31 January 2024



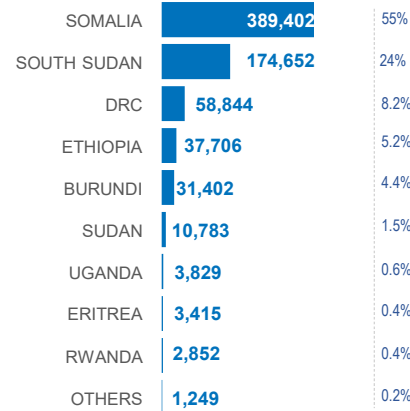
714,137

REGISTERED REFUGEES AND ASYLUM-SEEKERS

HOST LOCATIONS

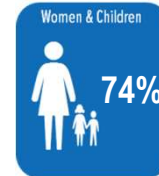
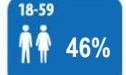


COUNTRIES OF ORIGIN

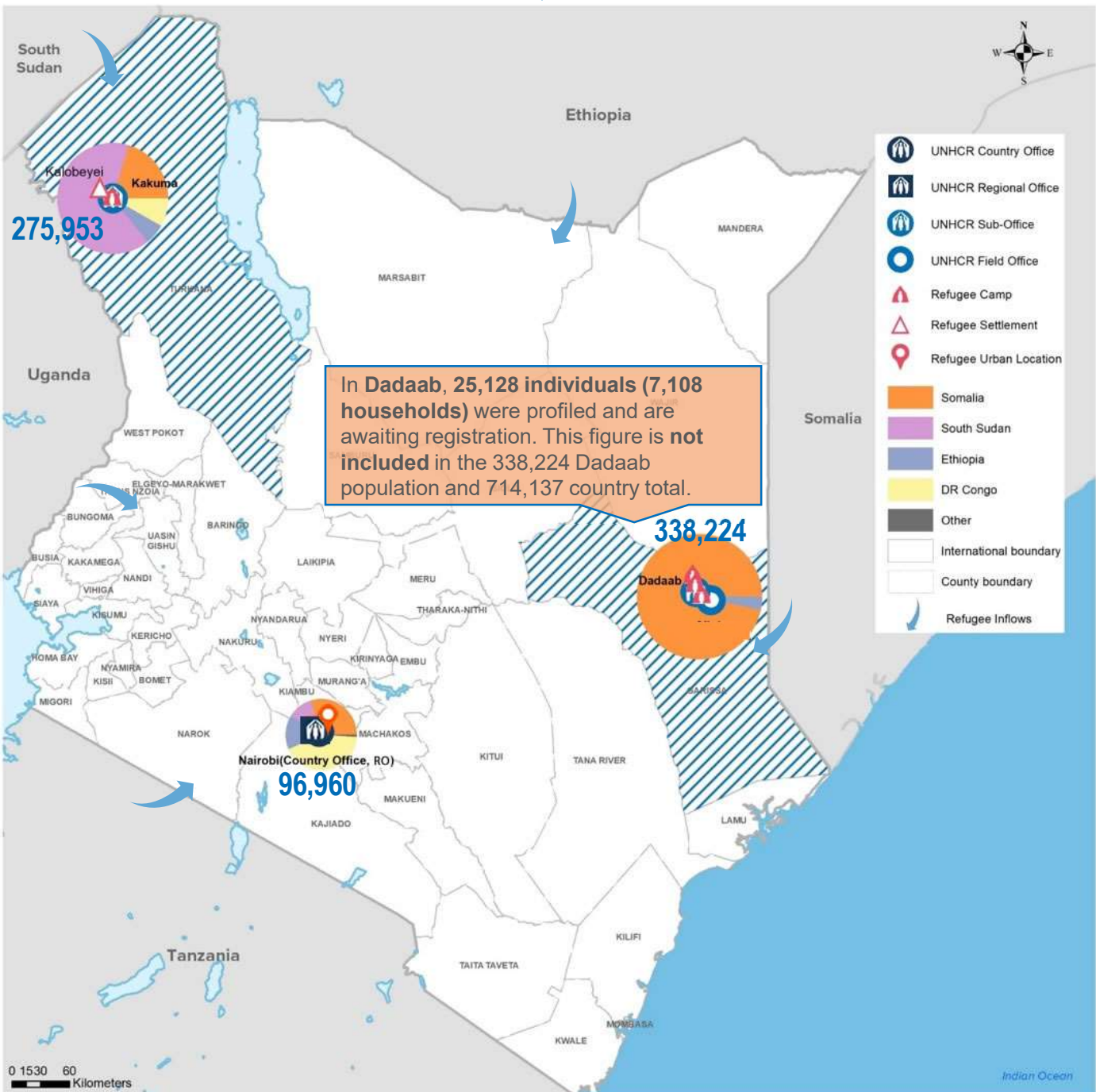


DEMOGRAPHICS

age and gender



LEGAL STATUS



The boundaries and names shown and the designations used on this map do not imply official endorsement or acceptance by the United Nations.

Sources: UNHCR Kenya. Statistics based on UNHCR's Refugee Registration System, proGres Author: UNHCR Kenya – DIMA Unit, Nairobi Feedback: kennaodm@unhcr.org

SUMMARY

The refugee and asylum-seeker population in Kenya stood at 714,137 persons as of 31 January 2024, which comprises 546,196 (76%) refugees and 167,941 (24%) asylum-seekers. Compared with December 2023, there is an increase of 22,269 individuals in the total population, from 691,868 to 714,137 mainly because of the resumption of registration in Dadaab and new arrivals from South Sudan, Burundi, the Democratic Republic of the Congo, Somalia, and Ethiopia. As of 31 January 2024, Dadaab population stood at 378,259 individuals (76,840 households). Of these, 338,224 individuals (66,751 households) are registered/documented. A total of 40,035 individuals (10,089 households) were profiled awaiting registration by the Department of Refugee Services (DRS).

The PRIMES integrated Biometrics Identity Management System (BIMS) was actively used throughout the reporting period to secure individual identities of the population, thus ensuring continuity of identity over time and in different locations across the world, reducing avenues for identity fraud and other misrepresentations. Population Registration and Identity Management Eco-System (PRIMES) is a platform for all UNHCR registration and identity management tools and applications.

Additionally, the Global Distribution Tool (GDT) was used to extract verification and assistance distribution lists from PRIMES and to authenticate the identity of beneficiaries for assistance provided by UNHCR and partners. The Self-Service Kiosk (KASI) was used by refugees to make various appointments, including complaints, documentation, and data correction/updates, with UNHCR (Protection), Department of Refugee Services and the Kakuma Kalobeyei Challenge Fund. KASI2 continued to be utilised by refugees who are residing in urban areas to access services provided by UNHCR and the Department of Refugee Services (DRS).

1. Population decreases

a. Voluntary Repatriation: As of end of January 2024, 56 persons were assisted to return to their places of origin voluntarily.

b. Resettlement: A total of 403 refugees departed to various resettlement countries for the month of January 2024.

a. Other Decreases: Closure/Inactivation of 723 individuals was undertaken during the continuous registration activities within the month of January 2024. These include No shows for both food and services, spontaneous departures, reported deaths, erroneous data entries and others.

2. Population increases

a. **Registration:** Total number of persons registered by DRS during the month of January 2024 stands at 18,147 (17,324 Camps and Urban 823) as follows.

i. In-Situ: 472

ii. New arrival: 16,834

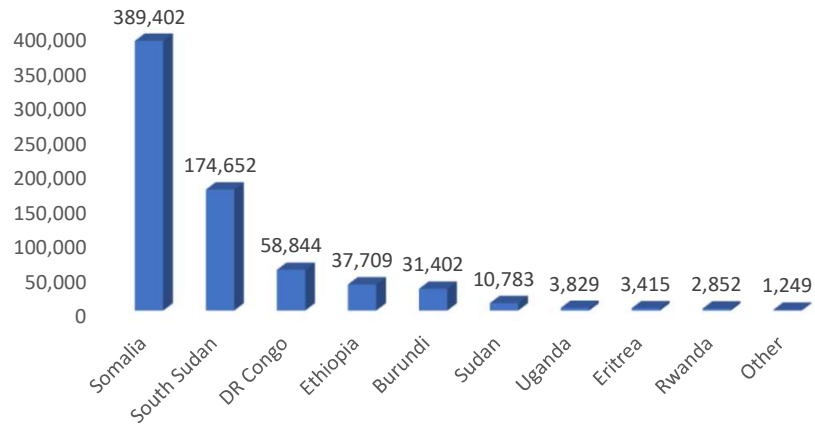
iii. New birth registration: 841

b. Other Increases: A total of 3,870 Individuals were re-activated after re-establishing contact with the Department of Refugee Services during continuous registration activities within the month of January 2024

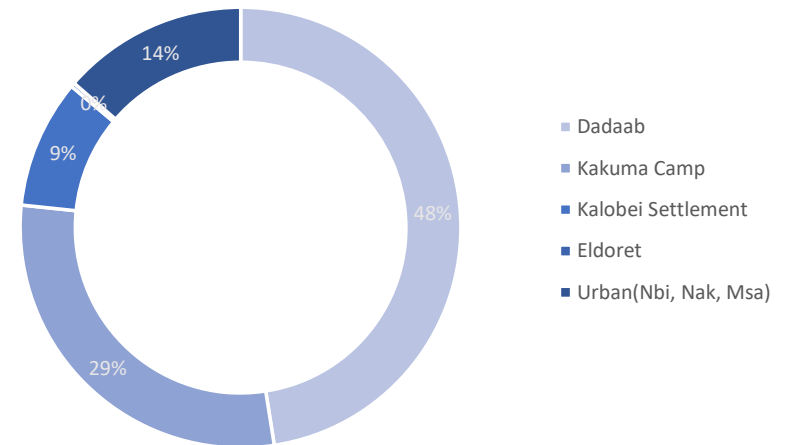
REFUGEES AND ASYLUM SEEKERS IN KENYA BY COUNTRY OF ORIGIN AND LOCATION

Country of Origin	2023						2024					
	*Dadaab Camp	Kakuma Camp	Kalobeyei Settlement	Urban (Eldoret)	Urban (Nbi, Nak & Msa)	Total	*Dadaab Camp	Kakuma Camp	Kalobeyei Settlement	Urban (Eldoret)	Urban (Nbi, Nak & Msa)	Total
Total	320,572	203,861	66,029	2,105	99,301	691,868	338,224	206,734	67,075	2,144	99,960	714,137
Somalia	309,843	37,462	148	59	24,407	371,919	326,983	37,716	148	59	24,496	389,402
South Sudan	1,289	112,970	46,707	1,866	8,570	171,402	1,390	115,366	47,404	1,910	8,582	174,652
DR Congo	192	18,518	3,778	7	36,081	58,576	194	18,635	3,872	7	36,136	58,844
Ethiopia	9,030	6,392	5,224	98	16,340	37,084	9,358	6,445	5,253	94	16,559	37,709
Burundi	61	15,936	8,415	9	6,778	31,199	60	15,781	8,622	9	6,930	31,402
Sudan	50	9,597	475	35	421	10,578	72	9,744	477	34	456	10,783
Uganda	75	1,784	824	8	1,098	3,789	75	1,804	839	8	1,103	3,829
Eritrea	5	161	1	18	3,074	3,259	62	200	1	18	3,134	3,415
Rwanda	15	967	434	1	1,425	2,842	15	969	436	1	1,431	2,852
Other	12	74	23	4	1,107	1,220	15	74	23	4	1,133	1,249

TREND BY MAJOR COUNTRIES OF ORIGIN



TREND BY LOCATION



REFUGEES AND ASYLUM SEEKERS IN KENYA DEMOGRAPHIC BREAKDOWN

Total Kenya	Age Group	Sex				Total	
		Female		Male			
		#	%	#	%	#	%
0-4	42,656	6.0%	44,315	6.2%	86,971	12.2%	
5-11	76,850	10.8%	82,643	11.6%	159,493	22.3%	
12-17	55,564	7.8%	64,525	9.0%	120,089	16.8%	
18-59	163,023	22.8%	163,731	22.9%	326,754	45.8%	
60 and above	11,554	1.6%	9,276	1.3%	20,830	2.9%	
Total	349,647	49.0%	364,490	51.0%	714,137		

18 - 35 years	Site Name	Sex				Total	
		Female		Male			
		#	%	#	%	#	%
Urban	19,766	10.1%	22,689	11.6%	42,455	21.6%	
Dadaab	32,299	16.5%	32,823	16.7%	65,122	33.2%	
Kakuma	36,819	18.8%	51,936	26.5%	88,755	45.2%	
Total	88,884	45.3%	107,448	54.7%	196,332		

Urban (Nbi, Nak & Msa)	Age Group	Sex				Total	
		Female		Male			
		#	%	#	%	#	%
0-4	2,878	2.9%	3,071	3.1%	5,949	6.0%	
5-11	6,513	6.5%	7,022	7.0%	13,535	13.5%	
12-17	5,975	6.0%	6,106	6.1%	12,081	12.1%	
18-59	30,051	30.1%	34,932	34.9%	64,983	65.0%	
60 and above	1,874	1.9%	1,538	1.5%	3,412	3.4%	
Total	47,291	47.3%	52,669	52.7%	99,960		

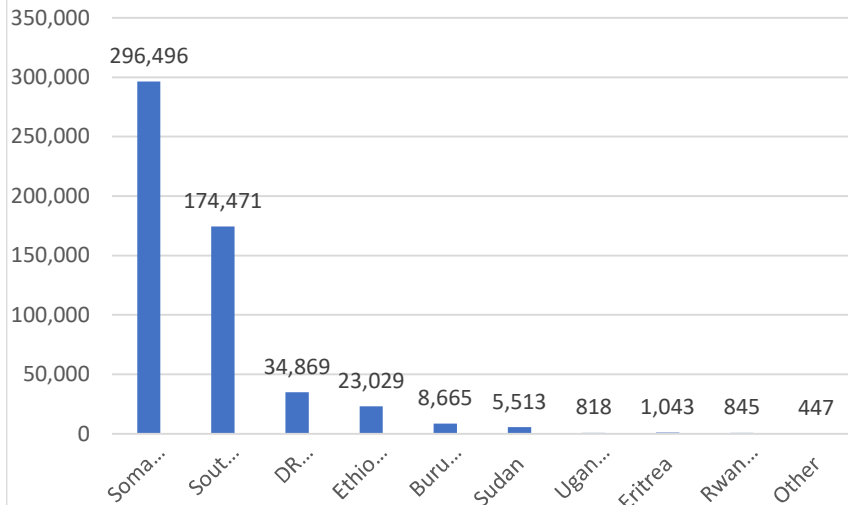
Dadaab Camp	Age Group	Sex				920	
		Female		Male		#	%
		#	%	#	%		
0-4	21,404	6.3%	22,124	22.1%	43,528	12.9%	
5-11	41,492	12.3%	44,042	44.1%	85,534	25.3%	
12-17	27,340	8.1%	29,351	29.4%	56,691	16.8%	
18-59	75,689	22.4%	63,464	63.5%	139,153	41.1%	
60 and above	7,010	2.1%	6,308	6.3%	13,318	3.9%	
Total	172,935	51.1%	165,289	48.9%	338,224		

Kakuma Camp	Age Group	Sex				Total	
		Female		Male			
		#	%	#	%	#	%
0-4	18,374	6.7%	19,120	6.9%	37,494	13.6%	
5-11	28,845	10.5%	31,579	11.4%	60,424	21.9%	
12-17	22,249	8.1%	29,068	10.5%	51,317	18.6%	
18-59	57,283	20.8%	65,335	23.7%	122,618	44.4%	
60 and above	2,670	1.0%	1,430	0.5%	4,100	1.5%	
Total	129,421	46.9%	146,532	53.1%	275,953		

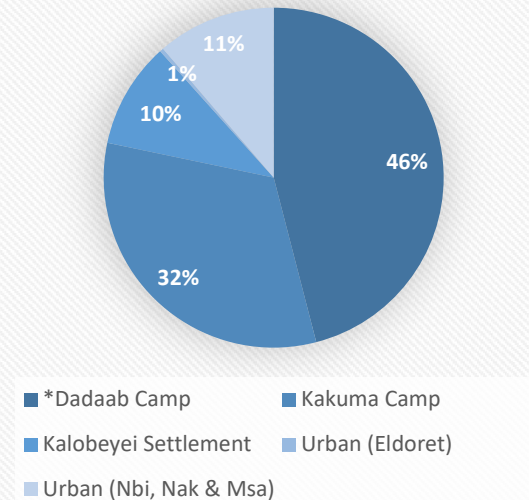
REFUGEES BY COUNTRY OF ORIGIN AND LOCATION

Country of Origin	2023						2024					
	*Dadaab Camp	Kakuma Camp	Kalobeyei Settlement	Urban (Eldoret)	Urban (Nbi, Nak & Msa)	Total	*Dadaab Camp	Kakuma Camp	Kalobeyei Settlement	Urban (Eldoret)	Urban (Nbi, Nak & Msa)	Total
Total	247,275	173,930	54,098	1,922	61,686	538,911	251,083	176,603	54,811	1,966	61,733	546,196
Somalia	239,263	35,820	111	57	17,583	292,834	242,589	36,062	111	57	17,677	296,496
South Sudan	1,289	112,898	46,665	1,865	8,516	171,233	1,390	115,283	47,362	1,909	8,527	174,471
DR Congo	131	9,911	1,453	-	23,413	34,908	146	9,949	1,464	-	23,310	34,869
Ethiopia	6,440	3,985	4,276	-	7,937	22,638	6,773	3,994	4,286	-	7,976	23,029
Burundi	30	5,536	1,401	-	1,714	8,681	41	5,520	1,395	-	1,709	8,665
Sudan	41	5,140	149	-	148	5,478	63	5,152	150	-	148	5,513
Uganda	69	365	33	-	348	815	69	368	33	-	348	818
Eritrea	3	16	-	-	1,013	1,032	2	16	-	-	1,025	1,043
Rwanda	6	242	1	-	596	845	7	242	1	-	595	845
Other	3	17	9	-	418	447	3	17	9	-	418	447

REFUGEES BY COUNTRY OF ORIGIN



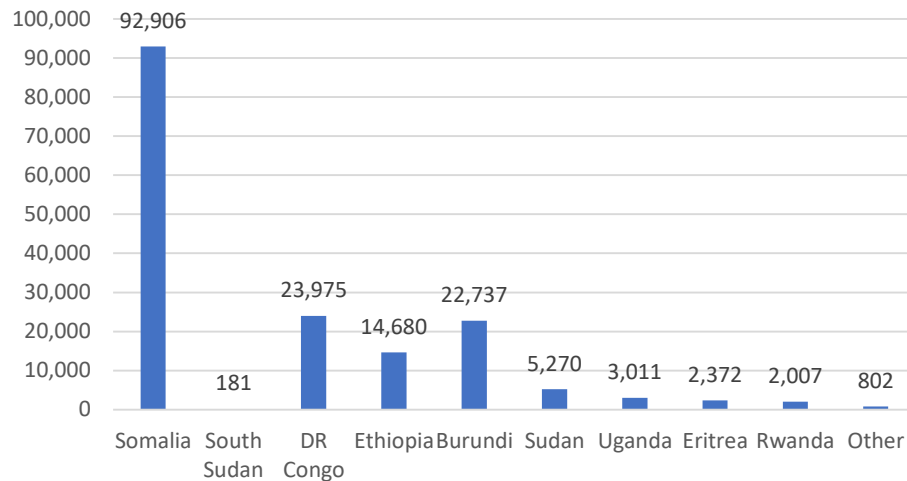
REFUGEES BY AREA OF ASYLUM



ASYLUM SEEKERS BY COUNTRY OF ORIGIN AND LOCATION

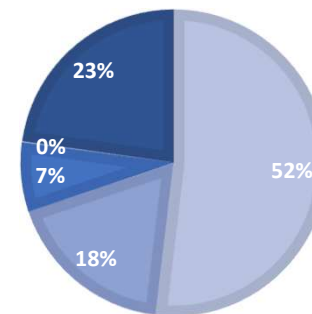
Country of Origin	2023						2024					
	*Dadaab Camp	Kakuma Camp	Kalobeyei Settlement	Urban (Eldoret)	Urban (Nbi, Nak & Msa)	Total	*Dadaab Camp	Kakuma Camp	Kalobeyei Settlement	Urban (Eldoret)	Urban (Nbi, Nak & Msa)	Total
Total	73,297	29,931	11,931	183	37,615	152,957	87,141	30,131	12,264	178	38,227	167,941
Somalia	61	8,607	2,325	7	12,668	23,668	84,394	1,654	37	2	6,819	92,906
South Sudan	2,590	2,407	948	98	8,403	14,446	-	83	42	1	55	181
DR Congo	31	10,400	7,014	9	5,064	22,518	48	8,686	2,408	7	12,826	23,975
Ethiopia	9	4,457	326	35	273	5,100	2,585	2,451	967	94	8,583	14,680
Burundi	70,580	1,642	37	2	6,824	79,085	19	10,261	7,227	9	5,221	22,737
Sudan	6	1,419	791	8	750	2,974	9	4,592	327	34	308	5,270
Uganda	2	145	1	18	2,061	2,227	6	1,436	806	8	755	3,011
Eritrea	9	725	433	1	829	1,997	60	184	1	18	2,109	2,372
Rwanda	9	57	14	4	689	773	8	727	435	1	836	2,007
Other	-	72	42	1	54	169	12	57	14	4	715	802

ASYLUM SEEKERS BY COUNTRY OF ORIGIN



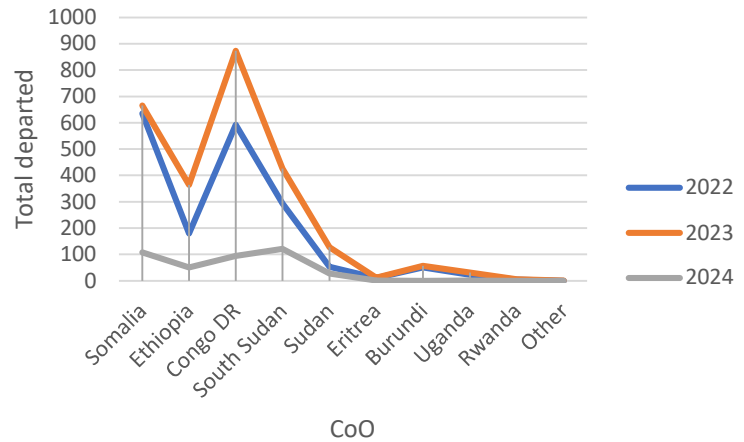
ASYLUM SEEKERS BY LOCATION

- *Dadaab Camp
- Kakuma Camp
- Kalobeyei Settlement
- Urban (Eldoret)
- Urban (Nbi, Nak & Msa)



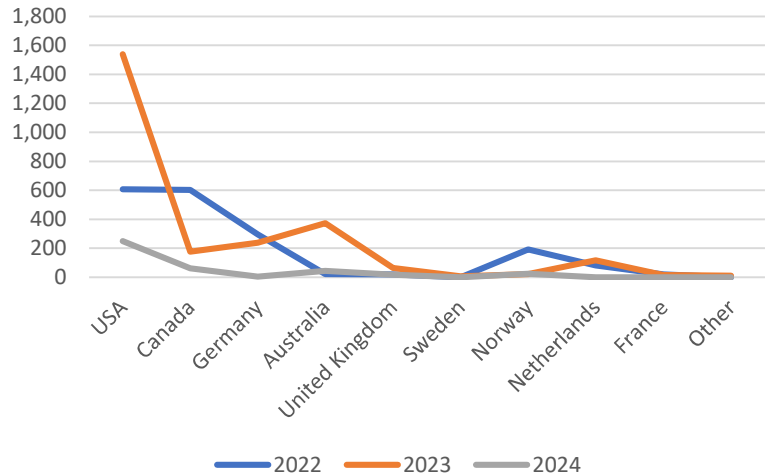
RESETTLEMENT DEPARTURES BY COUNTRY OF ORIGIN

Country of Origin	2022	2023	2024	Total
Somalia	636	666	108	1,410
Ethiopia	179	364	50	593
Congo DR	592	874	94	1,560
South Sudan	293	426	121	840
Sudan	53	127	28	208
Eritrea	11	12	1	24
Burundi	51	56	0	107
Uganda	23	31	1	55
Rwanda	4	6	0	10
Other	0	1	0	1
Total	1,842	2,563	403	4,808



RESETTLEMENT DEPARTURES BY COUNTRY OF RESETTLEMENT

Country of Resettlement	2022	2023	2024	Total
USA	607	1,539	250	2,396
Canada	602	176	62	840
Germany	295	239	4	538
Australia	22	373	44	439
United Kingdom	21	64	18	103
Sweden	1	8	0	9
Norway	191	22	25	238
Netherlands	82	116	0	198
France	21	15	0	36
Other	0	11	0	11
Total	1,842	2,563	403	4,808



RESETTLEMENT SUBMISSION BY COUNTRY OF ORIGIN

Country of Origin	2022	2023	2024	Total
Somalia	2068	1719	10	3,797
Ethiopia	700	984	4	1,688
Congo DR	225	383	35	643
South Sudan	548	511	37	1,096
Sudan	18	76	4	98
Eritrea	11	10	0	21
Burundi	76	181	15	272
Uganda	10	1	0	11
Rwanda	15	12	0	27
Other	20	8	0	28
Total	3,691	3,885	105	7,681

RESETTLEMENT SUBMISSION BY COUNTRY OF RESETTLEMENT

Country of Resettlement	2022	2023	2024	Total
USA	2,763	2,416	23	5,202
Canada	40	257	3	300
Germany	152	196	69	417
Australia	476	625	8	1,109
United Kingdom	11	24	1	36
Sweden	3	5	0	8
Norway	197	258	0	455
Netherlands	40	103	1	144
France	9	0	0	9
Other	0	1	0	1
Total	3,691	3,885	105	7,681

REFUGEE STATUS DETERMINATION

	Pending begin	Applied	Recognized	Rejected	Oth.Closed	TotalDecided	Pending end
Jan	152,935	15,196	59	0	125	184	167,941
Feb							
Mar							
Apr							
May							
Jun							
Jul							
Aug							
Sep							
Oct							
Nov							
Dec							
Total	152,935	15,196	59	0	125	184	167,941

VOLUNTARY RAPATRIATION FROM KENYA BY COUNTRY OF ORIGIN

Country of Origin	2022	2023	2024	Total
Sudan	-	-	-	-
Burundi	1,255	158	56	1,469
Rwanda	-	-	-	-
Mozambique	-	-	-	-
Somalia	439	-	-	439
Congo, DR	1	-	-	1
Ethiopia	-	-	-	-
Uganda	-	-	-	-
Other	-	-	-	-
Total	1,695	158	56	1,909

