



KENYA

Registered refugees and asylum-seekers

as of 30 November 2023

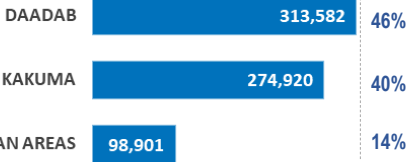


UNHCR
The UN Refugee Agency

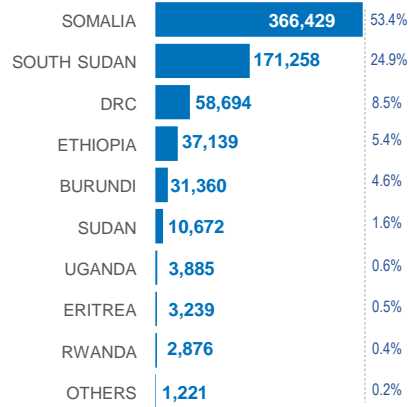
686,773

REGISTERED REFUGEES AND ASYLUM-SEEKERS

HOST LOCATIONS

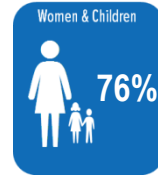


COUNTRIES OF ORIGIN

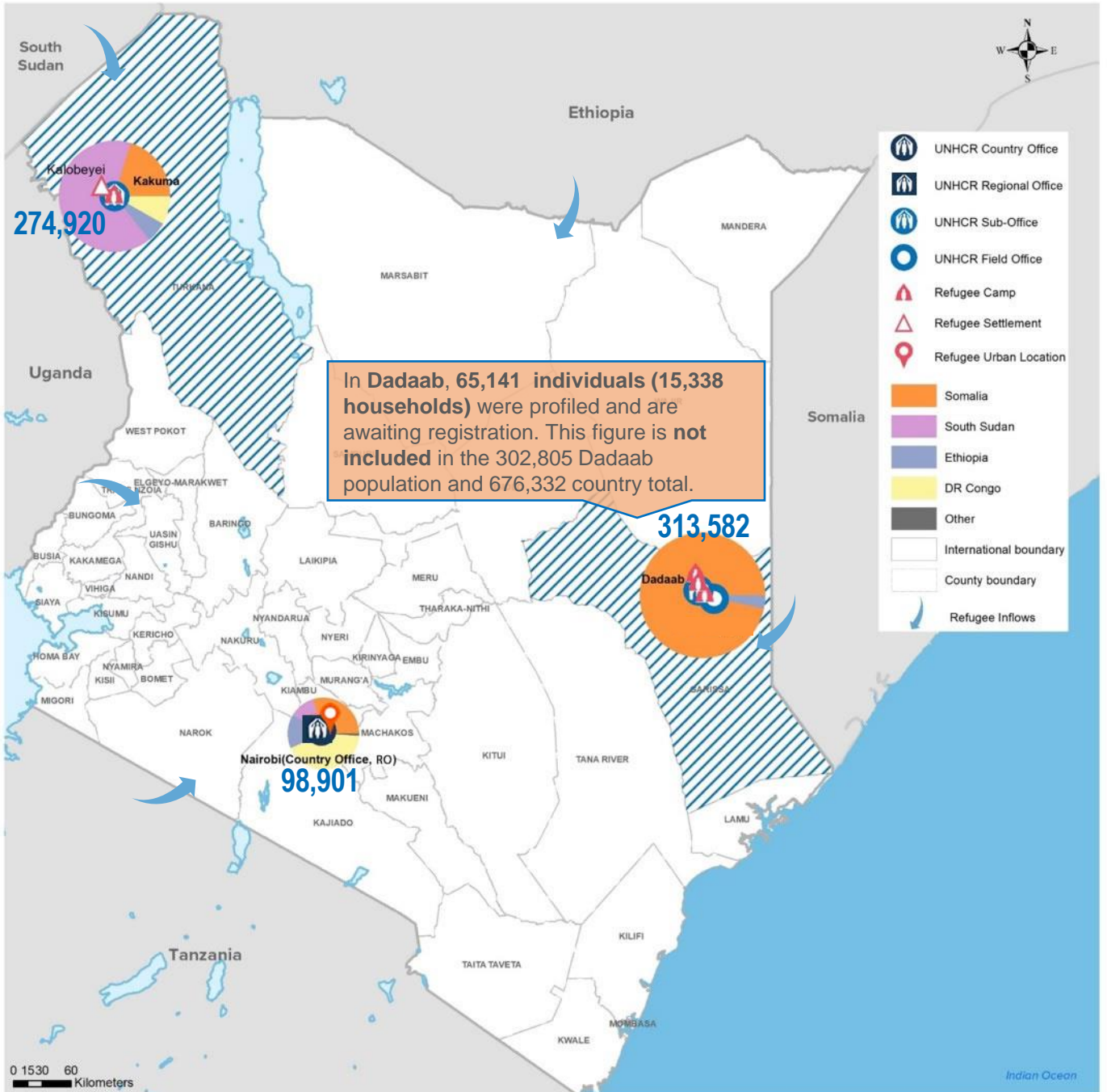


DEMOGRAPHICS

age and gender



LEGAL STATUS



0 15 30 60 Kilometers

Indian Ocean

The boundaries and names shown and the designations used on this map do not imply official endorsement or acceptance by the United Nations.

Sources: UNHCR Kenya. Statistics based on UNHCR's Refugee Registration System, *proGres* Author: UNHCR Kenya – DIMA Unit, Nairobi Feedback: kennaodm@unhcr.org



Statistical Summary

as of
November 2023

Refugees and Asylum Seekers in Kenya

| | Total Refugee & Asylum Seeker Population | Dadaab Camp | Kakuma Camp | Kalobeyei Settlement | Urban (Eldoret) | Urban (Nbi, Msa & Nak) | |
|---|--|----------------|----------------|----------------------|-----------------|------------------------|-----------|
| A. Refugees and Asylum Seekers | 686,773 | 313,582 | 207,352 | 64,849 | 2,089 | 98,901 | - Page 2 |
| Undocumented Population | | 65,141 | | | | | |
| B. Registration | 103,929 | 63,264 | 31,960 | | | 8,705 | - Page 6 |
| C. Refugee Status Determination | | | | | | | - Page 7 |
| 1. Applied | 83,949 | 65,568 | 11,484 | | | 6,897 | |
| 2. Recognized | 3,050 | 0 | 1,256 | | | 1,794 | |
| 3. Rejected | 0 | 0 | 0 | | | 0 | |
| 4. Pending | 147,140 | 66,815 | 42,732 | | | 37,593 | |
| D. 2023 Resettlement Submissions | 3,562 | | | | | | - Page 8 |
| E. 2023 Resettlement Departures | 2,206 | | | | | | - Page 9 |
| F. 2023 Voluntary Repatriation | 145 | | | | | | - Page 10 |

SUMMARY

The refugee and asylum-seeker population in Kenya stood at 686,773 persons as of 30 November 2023, which comprises 539,663 (79%) refugees and 147,140 (21%) asylum-seekers. Compared with October 2023, there is an increase of 10,451 individuals in the total population, from 676,332 to 686,783 mainly because of the resumption of registration in Dadaab and new arrivals from South Sudan, Burundi, the Democratic Republic of the Congo, Somalia, and Ethiopia. As of 30 November 2023, Dadaab population stood at 378,723 individuals (77,401 households). Of these, 313,582 individuals (62,063 households) are registered/documented. A total of 65,141 individuals (15,338 households) were profiled awaiting registration by the Department of Refugee Services (DRS).

The PRIMES integrated Biometrics Identity Management System (BIMS) was actively used throughout the reporting period to secure individual identities of the population, thus ensuring continuity of identity over time and in different locations across the world, reducing avenues for identity fraud and other misrepresentations. Population Registration and Identity Management Eco-System (PRIMES) is a platform for all UNHCR registration and identity management tools and applications.

Additionally, the Global Distribution Tool (GDT) was used to extract verification and assistance distribution lists from PRIMES and to authenticate the identity of beneficiaries for assistance provided by UNHCR and partners. The Self-Service Kiosk (KASI) was used by refugees to make various appointments, including complaints, documentation, and data correction/updates, with UNHCR (Protection), Department of Refugee Services and the Kakuma Kalobeyei Challenge Fund. KASI2 continued to be utilised by refugees who are residing in urban areas to access services provided by UNHCR and the Department of Refugee Services (DRS).

1. Population decreases

a. Voluntary Repatriation: As of end of November 2023, 145 persons were assisted to return to their places of origin voluntarily.

b. Resettlement: A total of 269 refugees departed to various resettlement countries for the month of October 2023. In total 2,206 individuals departed to various resettlement countries as of 30 October 2023.

c. Other Decreases: Closure/Inactivation of 4,189 individuals was undertaken during the continuous registration activities within the month of November 2023. These include No shows for both food and services, spontaneous departures, reported deaths, erroneous data entries and others.

2. Population increases

a. Registration: Total number of persons registered by DRS during the month of November 2023 stands at 11,432 (Camps 10,580 and Urban 926) as follows; -

i. In-Situ: 304

ii. New arrival: 10,224

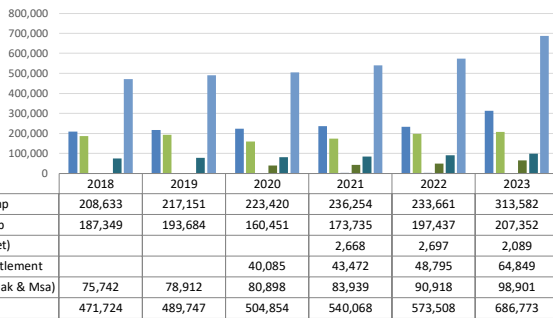
iii. New birth registration: 477

b. Other Increases: A total of 4,032 Individuals were re-activated after re-establishing contact with the Department of Refugee Services during continuous registration activities within the month of November 2023.

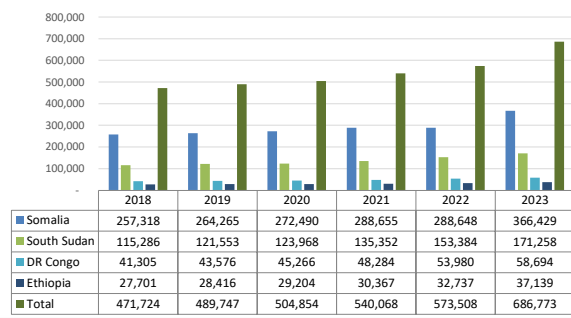
REFUGEES AND ASYLUM SEEKERS IN KENYA BY COUNTRY OF ORIGIN AND LOCATION

| Country of Origin | 2018 | | | | 2019 | | | | 2020 | | | | 2021 | | | | 2022 | | | | 2023 | | | | | | | | | | |
|-------------------|----------------|----------------|---------------|----------------|----------------|----------------|---------------|----------------|----------------|----------------|----------------------|------------------------|----------------|----------------|----------------|----------------------|-----------------|------------------------|----------------|----------------|----------------|----------------------|-----------------|------------------------|----------------|----------------|----------------|----------------------|-----------------|------------------------|----------------|
| | Dadaab Camp | Kakuma Camp | Nairobi | Total | Dadaab Camp | Kakuma Camp | Nairobi | Total | Dadaab Camp | Kakuma Camp | Kalobeyei Settlement | Urban (Nbi, Nak & Msa) | Total | Dadaab Camp | Kakuma Camp | Kalobeyei Settlement | Urban (Eldoret) | Urban (Nbi, Nak & Msa) | Total | Dadaab Camp | Kakuma Camp | Kalobeyei Settlement | Urban (Eldoret) | Urban (Nbi, Nak & Msa) | Total | Dadaab Camp | Kakuma Camp | Kalobeyei Settlement | Urban (Eldoret) | Urban (Nbi, Nak & Msa) | Total |
| Total | 208,633 | 187,349 | 75,742 | 471,724 | 217,151 | 193,684 | 78,912 | 489,747 | 223,420 | 160,451 | 40,085 | 80,898 | 504,854 | 236,254 | 173,735 | 43,472 | 2,668 | 83,939 | 540,068 | 233,661 | 197,437 | 48,795 | 2,697 | 90,918 | 573,508 | 313,582 | 207,352 | 64,849 | 2,089 | 98,901 | 686,773 |
| Somalia | 200,886 | 33,844 | 22,588 | 257,318 | 208,431 | 34,620 | 21,214 | 264,265 | 215,060 | 35,743 | 104 | 21,583 | 272,490 | 228,254 | 37,412 | 117 | 59 | 22,813 | 288,655 | 225,916 | 38,896 | 127 | 60 | 23,649 | 288,648 | 302,995 | 38,863 | 145 | 59 | 24,367 | 366,429 |
| South Sudan | 978 | 108,450 | 5,858 | 115,286 | 938 | 112,189 | 8,426 | 121,553 | 625 | 85,107 | 29,778 | 8,458 | 123,968 | 641 | 90,832 | 32,954 | 2,452 | 8,473 | 135,352 | 596 | 104,543 | 37,203 | 2,485 | 8,557 | 153,384 | 1,289 | 113,649 | 45,893 | 1,850 | 8,577 | 171,258 |
| DR Congo | 93 | 12,232 | 28,980 | 41,305 | 77 | 13,453 | 30,046 | 43,576 | 78 | 12,990 | 1,487 | 30,711 | 45,266 | 98 | 15,428 | 1,605 | 5 | 31,148 | 48,284 | 123 | 18,156 | 1,944 | 5 | 33,752 | 53,980 | 192 | 18,801 | 3,719 | 7 | 35,975 | 58,694 |
| Ethiopia | 6,478 | 10,502 | 10,721 | 27,701 | 7,502 | 10,148 | 10,766 | 28,416 | 7,480 | 5,605 | 5,017 | 11,102 | 29,204 | 7,088 | 6,033 | 5,109 | 87 | 12,050 | 30,367 | 6,860 | 6,650 | 5,359 | 85 | 13,783 | 32,737 | 8,888 | 6,726 | 5,223 | 98 | 16,204 | 37,139 |
| Burundi | 65 | 10,020 | 3,237 | 13,322 | 72 | 11,235 | 3,791 | 15,098 | 64 | 9,437 | 2,791 | 4,228 | 16,520 | 65 | 12,114 | 2,729 | 6 | 4,239 | 19,153 | 58 | 16,153 | 3,104 | 8 | 5,268 | 24,591 | 61 | 16,402 | 8,162 | 9 | 6,726 | 31,360 |
| Sudan | 46 | 9,879 | 181 | 10,106 | 46 | 9,700 | 180 | 9,926 | 24 | 9,550 | 356 | 179 | 10,109 | 15 | 9,383 | 355 | 34 | 192 | 9,979 | 16 | 9,824 | 373 | 26 | 200 | 10,439 | 50 | 9,739 | 458 | 34 | 391 | 10,672 |
| Uganda | 65 | 1,501 | 846 | 2,412 | 70 | 1,523 | 906 | 2,499 | 72 | 1,234 | 445 | 875 | 2,626 | 75 | 1,657 | 486 | 9 | 859 | 3,086 | 75 | 2,132 | 585 | 12 | 955 | 3,759 | 75 | 1,911 | 805 | 8 | 1,086 | 3,885 |
| Eritrea | 4 | 192 | 1,607 | 1,803 | 4 | 34 | 1,793 | 1,831 | 4 | 40 | 1 | 1,851 | 1,896 | 4 | 36 | 1 | 11 | 2,149 | 2,201 | 4 | 72 | 1 | 11 | 2,511 | 2,599 | 5 | 162 | 1 | 18 | 3,053 | 3,239 |
| Rwanda | 11 | 612 | 1,117 | 1,740 | 7 | 652 | 1,129 | 1,788 | 8 | 634 | 64 | 1,165 | 1,871 | 9 | 748 | 66 | - | 1,166 | 1,989 | 10 | 931 | 79 | 1 | 1,283 | 2,304 | 15 | 1,016 | 420 | 2 | 1,423 | 2,876 |
| Other | 7 | 117 | 607 | 731 | 4 | 130 | 661 | 795 | 5 | 111 | 42 | 746 | 904 | 5 | 92 | 50 | 5 | 850 | 1,002 | 3 | 80 | 20 | 4 | 960 | 1,067 | 12 | 83 | 23 | 4 | 1,099 | 1,221 |

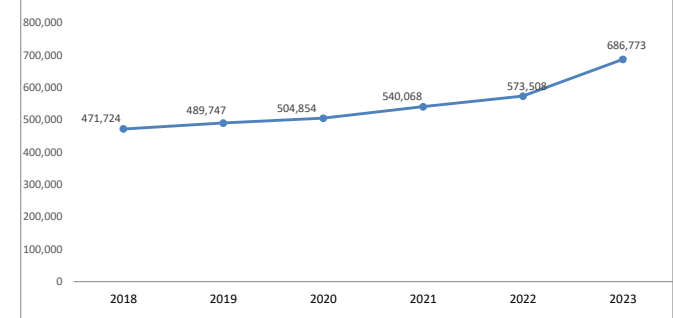
TREND BY LOCATION



TREND BY MAJOR COUNTRIES OF ORIGIN



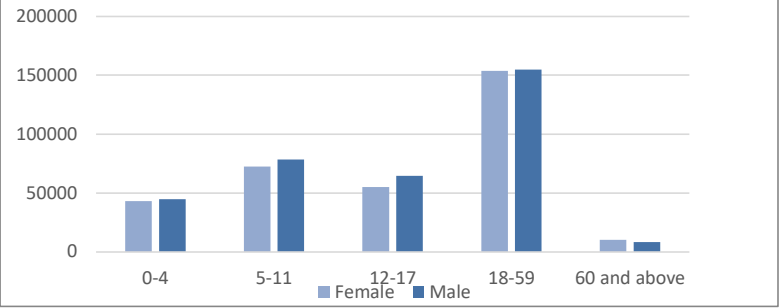
FIVE YEAR POPULATION TREND



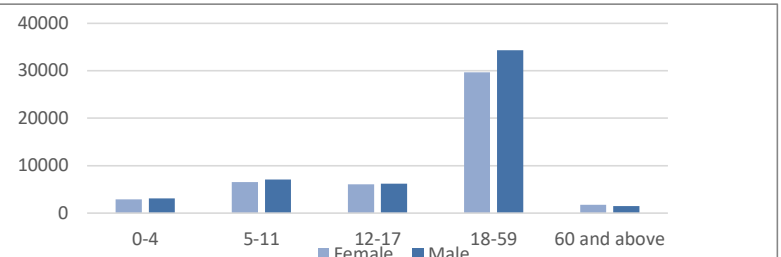
* As of 30 November 2023, Dadaab population stood at 378,723 individuals (77,401 households). Of these, 313,582 individuals (62,063 households) are registered/documentated. A total of 65,141 individuals (15,338 households) were profiled awaiting registration by the Department of Refugee Services (DRS).

REFUGEES AND ASYLUM SEEKERS IN KENYA : DEMOGRAPHIC BREAKDOWN

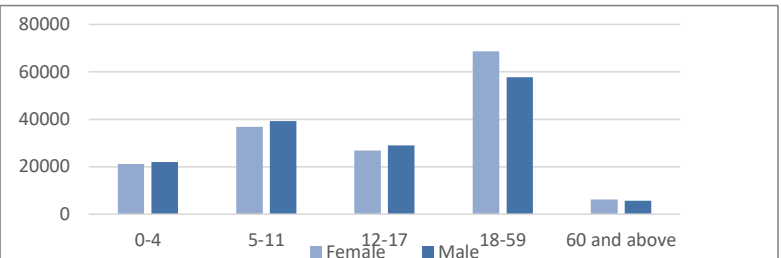
| Total Kenya | Age Group | Sex | | | | Total | |
|-------------|--------------|----------------|--------------|----------------|--------------|----------------|-------|
| | | Female | | Male | | | |
| | | # | % | # | % | # | % |
| | 0-4 | 43,341 | 6.3% | 44,982 | 6.5% | 88,323 | 12.9% |
| | 5-11 | 72,549 | 10.6% | 78,553 | 11.4% | 151,102 | 22.0% |
| | 12-17 | 55,129 | 8.0% | 64,721 | 9.4% | 119,850 | 17.5% |
| | 18-59 | 153,743 | 22.4% | 154,824 | 22.5% | 308,567 | 44.9% |
| | 60 and above | 10,420 | 1.5% | 8,511 | 1.2% | 18,931 | 2.8% |
| | Total | 335,182 | 48.8% | 351,591 | 51.2% | 686,773 | |



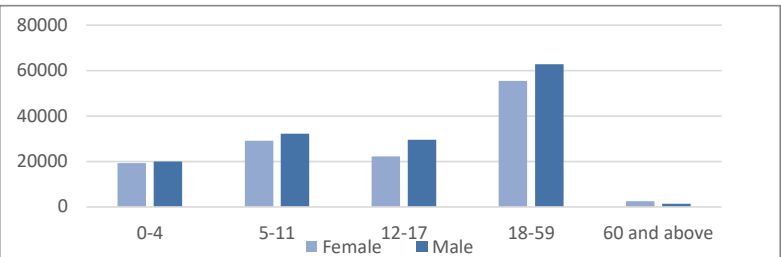
| Urban (Nbi, Nak & Msa) | Age Group | Sex | | | | Total | |
|------------------------|--------------|---------------|--------------|---------------|--------------|---------------|-------|
| | | Female | | Male | | | |
| | | # | % | # | % | # | % |
| | 0-4 | 2,885 | 2.9% | 3,079 | 3.1% | 5,964 | 6.0% |
| | 5-11 | 6,519 | 6.6% | 7,053 | 7.1% | 13,572 | 13.7% |
| | 12-17 | 6,065 | 6.1% | 6,169 | 6.2% | 12,234 | 12.4% |
| | 18-59 | 29,621 | 30.0% | 34,313 | 34.7% | 63,934 | 64.6% |
| | 60 and above | 1,750 | 1.8% | 1,447 | 1.5% | 3,197 | 3.2% |
| | Total | 46,840 | 47.4% | 52,061 | 52.6% | 98,901 | |



| Dadaab Camp | Age Group | Sex | | | | 920 | |
|-------------|--------------|----------------|--------------|----------------|--------------|----------------|-------|
| | | Female | | Male | | # | % |
| | | # | % | # | % | | |
| | 0-4 | 21,293 | 21.5% | 21,964 | 22.2% | 43,257 | 13.8% |
| | 5-11 | 36,882 | 37.3% | 39,341 | 39.8% | 76,223 | 24.3% |
| | 12-17 | 26,791 | 27.1% | 28,943 | 29.3% | 55,734 | 17.8% |
| | 18-59 | 68,696 | 69.5% | 57,707 | 58.3% | 126,403 | 40.3% |
| | 60 and above | 6,230 | 6.3% | 5,735 | 5.8% | 11,965 | 3.8% |
| | Total | 159,892 | 51.0% | 153,690 | 49.0% | 313,582 | |

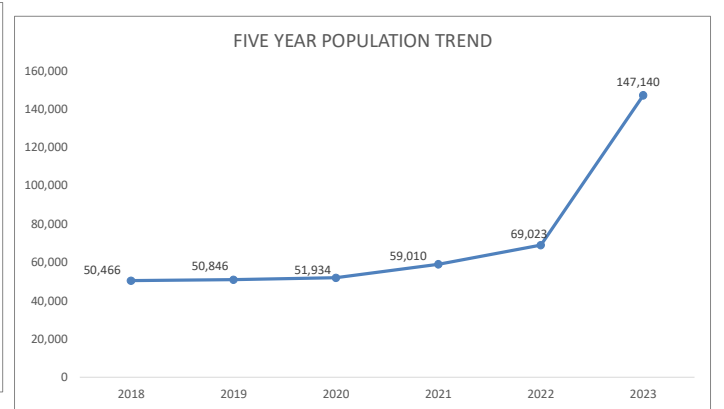
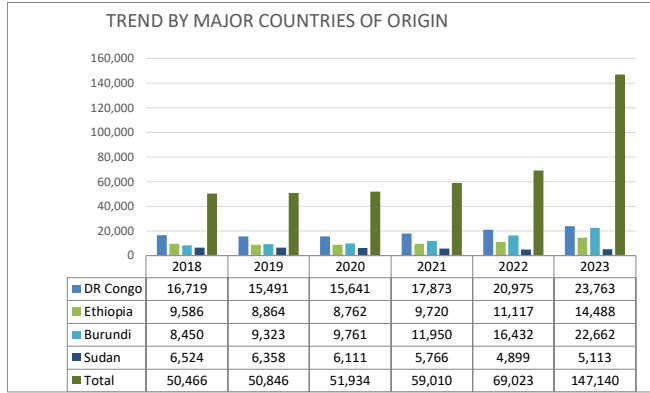
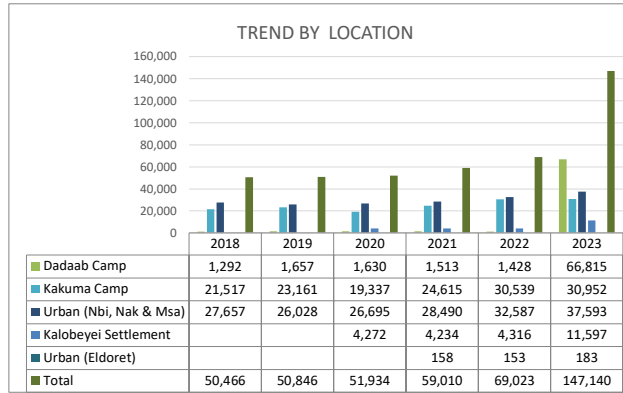


| Kakuma Camp | Age Group | Sex | | | | Total | |
|-------------|--------------|----------------|--------------|----------------|--------------|----------------|-------|
| | | Female | | Male | | # | % |
| | | # | % | # | % | | |
| | 0-4 | 19,163 | 7.0% | 19,939 | 7.3% | 39,102 | 14.3% |
| | 5-11 | 29,148 | 10.6% | 32,159 | 11.7% | 61,307 | 22.4% |
| | 12-17 | 22,273 | 8.1% | 29,609 | 10.8% | 51,882 | 18.9% |
| | 18-59 | 55,426 | 20.2% | 62,804 | 22.9% | 118,230 | 43.1% |
| | 60 and above | 2,440 | 0.9% | 1,329 | 0.5% | 3,769 | 1.4% |
| | Total | 128,450 | 46.8% | 145,840 | 53.2% | 274,290 | |



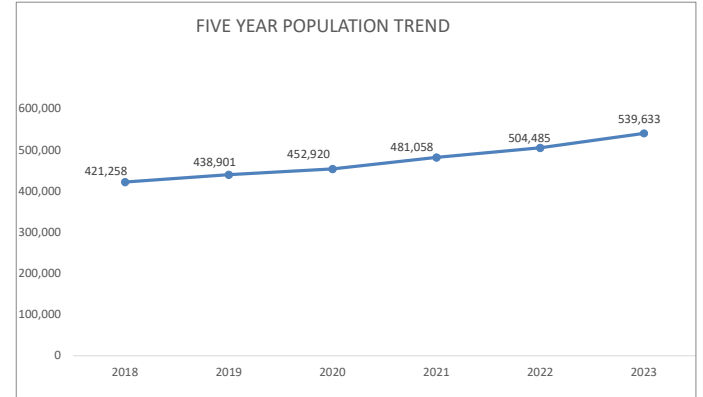
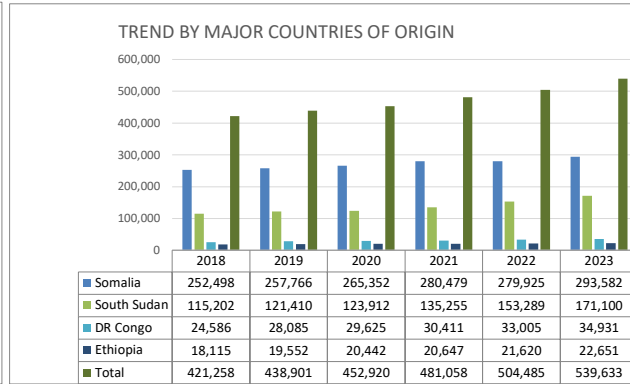
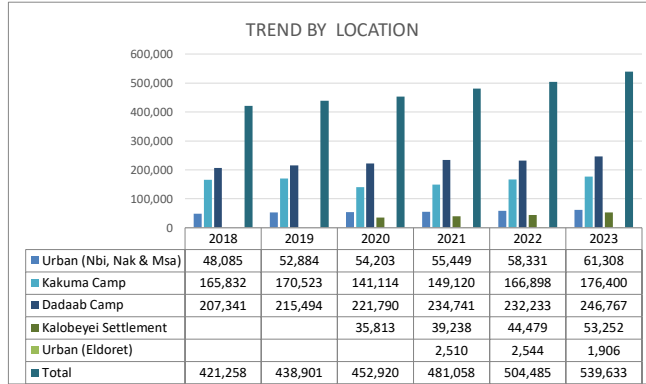
ASYLUM SEEKERS STATISTICS BY COUNTRY OF ORIGIN AND LOCATION

| Country of Origin | 2018 | | | | 2019 | | | | 2020 | | | | | 2021 | | | | | 2022 | | | | | 2023 | | | | | | | |
|--------------------|--------------|---------------|---------------|---------------|--------------|---------------|---------------|---------------|--------------|---------------|----------------------|------------------------|---------------|--------------|---------------|----------------------|-----------------|------------------------|---------------|--------------|---------------|----------------------|-----------------|------------------------|---------------|---------------|---------------|----------------------|-----------------|------------------------|----------------|
| | Dadaab Camp | Kakuma Camp | Nairobi | Total | Dadaab Camp | Kakuma Camp | Nairobi | Total | Dadaab Camp | Kakuma Camp | Kalobeyei Settlement | Urban (Nbi, Nak & Msa) | Total | Dadaab Camp | Kakuma Camp | Kalobeyei Settlement | Urban (Eldoret) | Urban (Nbi, Nak & Msa) | Total | Dadaab Camp | Kakuma Camp | Kalobeyei Settlement | Urban (Eldoret) | Urban (Nbi, Nak & Msa) | Total | Dadaab Camp | Kakuma Camp | Kalobeyei Settlement | Urban (Eldoret) | Urban (Nbi, Nak & Msa) | Total |
| Total | 1,292 | 21,517 | 27,657 | 50,466 | 1,657 | 23,161 | 26,028 | 50,846 | 1,630 | 19,337 | 4,272 | 26,695 | 51,934 | 1,513 | 24,615 | 4,234 | 158 | 28,490 | 59,010 | 1,428 | 30,539 | 4,316 | 153 | 32,587 | 69,023 | 66,815 | 30,952 | 11,597 | 183 | 37,593 | 147,140 |
| DR Congo | 8 | 3,465 | 13,246 | 16,719 | 6 | 4,493 | 10,992 | 15,491 | 8 | 4,299 | 449 | 10,885 | 15,641 | 15 | 6,441 | 472 | 5 | 10,940 | 17,873 | 18 | 8,460 | 546 | 5 | 11,946 | 20,975 | 61 | 8,717 | 2,275 | 7 | 12,703 | 23,763 |
| Ethiopia | 881 | 3,286 | 5,419 | 9,586 | 1,199 | 3,162 | 4,503 | 8,864 | 1,220 | 1,869 | 1,103 | 4,570 | 8,762 | 1,072 | 2,167 | 1,124 | 87 | 5,270 | 9,720 | 1,011 | 2,431 | 982 | 85 | 6,608 | 11,117 | 2,457 | 2,555 | 939 | 98 | 8,439 | 14,488 |
| Burundi | 22 | 6,239 | 2,189 | 8,450 | 30 | 6,878 | 2,415 | 9,323 | 29 | 5,038 | 1,921 | 2,773 | 9,761 | 26 | 7,346 | 1,778 | 6 | 2,794 | 11,950 | 26 | 10,833 | 1,871 | 8 | 3,694 | 16,432 | 31 | 10,816 | 6,794 | 9 | 5,012 | 22,662 |
| Sudan | 2 | 6,455 | 67 | 6,524 | 15 | 6,291 | 52 | 6,358 | 4 | 5,791 | 267 | 49 | 6,111 | 4 | 5,403 | 269 | 33 | 57 | 5,766 | 3 | 4,572 | 237 | 25 | 62 | 4,899 | 9 | 4,511 | 310 | 34 | 249 | 5,113 |
| Somalia | 330 | 310 | 4,180 | 4,820 | 340 | 587 | 5,572 | 6,499 | 350 | 935 | 16 | 5,837 | 7,138 | 376 | 1,311 | 26 | 2 | 6,461 | 8,176 | 351 | 1,625 | 24 | 2 | 6,721 | 8,723 | 64,231 | 1,759 | 37 | 2 | 6,818 | 72,847 |
| Uganda | 6 | 1,124 | 439 | 1,569 | 6 | 1,151 | 452 | 1,609 | 7 | 873 | 424 | 485 | 1,789 | 6 | 1,296 | 465 | 9 | 516 | 2,292 | 6 | 1,766 | 556 | 12 | 618 | 2,958 | 6 | 1,541 | 772 | 8 | 739 | 3,066 |
| Eritrea | 2 | 158 | 936 | 1,096 | 2 | 10 | 950 | 962 | 2 | 14 | 1 | 991 | 1,008 | 2 | 22 | 1 | 11 | 1,263 | 1,299 | 2 | 53 | 1 | 11 | 1,590 | 1,657 | 2 | 146 | 1 | 18 | 2,060 | 2,227 |
| Rwanda | 7 | 404 | 681 | 1,092 | 7 | 465 | 584 | 1,056 | 8 | 440 | 64 | 615 | 1,127 | 9 | 537 | 65 | - | 612 | 1,223 | 9 | 696 | 78 | 1 | 709 | 1,493 | 9 | 774 | 419 | 2 | 836 | 2,040 |
| Other | 3 | 70 | 453 | 526 | 1 | 79 | 461 | 541 | 2 | 70 | 25 | 444 | 541 | 2 | 47 | 31 | 5 | 529 | 614 | - | 63 | 16 | 4 | 591 | 674 | 9 | 66 | 14 | 4 | 683 | 776 |
| South Sudan | 31 | 6 | 47 | 84 | 51 | 45 | 47 | 143 | - | 8 | 2 | 46 | 56 | 1 | 45 | 3 | - | 48 | 97 | 2 | 40 | 5 | - | 48 | 95 | - | 67 | 36 | 1 | 54 | 158 |



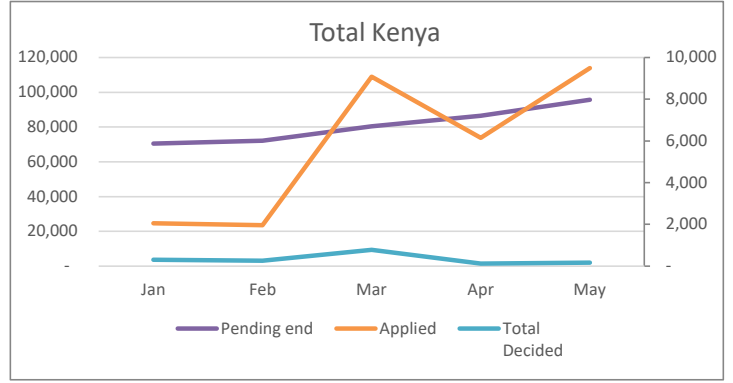
REFUGEES IN KENYA BY COUNTRY OF ORIGIN AND LOCATION

| Country of Origin | 2018 | | | | 2019 | | | | 2020 | | | | 2021 | | | | 2022 | | | | 2023 | | | | | | | | | | |
|--------------------|----------------|----------------|---------------|----------------|----------------|----------------|---------------|----------------|----------------|----------------|----------------------|------------------------|----------------|----------------|----------------|----------------------|-----------------|------------------------|----------------|----------------|----------------|----------------------|-----------------|------------------------|----------------|----------------|----------------|---------------|--------------|---------------|----------------|
| | Dadaab Camp | Kakuma Camp | Nairobi | Total | Dadaab Camp | Kakuma Camp | Nairobi | Total | Dadaab Camp | Kakuma Camp | Kalobeyei Settlement | Urban (Nbi, Nak & Msa) | Total | Dadaab Camp | Kakuma Camp | Kalobeyei Settlement | Urban (Eldoret) | Urban (Nbi, Nak & Msa) | Total | Dadaab Camp | Kakuma Camp | Kalobeyei Settlement | Urban (Eldoret) | Urban (Nbi, Nak & Msa) | Total | | | | | | |
| Total | 207,341 | 165,832 | 48,085 | 421,258 | 215,494 | 170,523 | 52,884 | 438,901 | 221,790 | 141,114 | 35,813 | 54,203 | 452,920 | 234,741 | 149,120 | 38,238 | 2,510 | 55,449 | 481,058 | 232,233 | 166,898 | 44,479 | 2,544 | 58,331 | 504,485 | 246,767 | 176,400 | 53,252 | 1,906 | 61,308 | 539,633 |
| Somalia | 200,556 | 33,534 | 18,408 | 252,498 | 208,091 | 34,033 | 15,642 | 257,766 | 214,710 | 34,808 | 88 | 15,746 | 265,352 | 227,878 | 36,101 | 91 | 57 | 16,352 | 280,479 | 225,565 | 37,271 | 103 | 58 | 16,928 | 279,925 | 238,764 | 37,104 | 108 | 57 | 17,549 | 293,582 |
| South Sudan | 947 | 108,444 | 5,811 | 115,202 | 887 | 112,144 | 8,379 | 121,410 | 625 | 85,099 | 29,776 | 8,412 | 123,912 | 640 | 90,787 | 32,951 | 2,452 | 8,425 | 135,255 | 594 | 104,503 | 37,198 | 2,485 | 8,509 | 153,289 | 1,289 | 113,582 | 45,857 | 1,849 | 8,523 | 171,100 |
| DR Congo | 85 | 8,767 | 15,734 | 24,586 | 71 | 8,960 | 19,054 | 28,085 | 70 | 8,691 | 1,038 | 19,826 | 29,625 | 83 | 8,987 | 1,133 | 0 | 20,208 | 30,411 | 105 | 9,696 | 1,398 | 0 | 21,806 | 33,005 | 131 | 10,084 | 1,444 | 0 | 23,272 | 34,931 |
| Ethiopia | 5,597 | 7,216 | 5,302 | 18,115 | 6,303 | 6,986 | 6,263 | 19,552 | 6,280 | 3,736 | 3,914 | 6,532 | 20,442 | 6,016 | 3,866 | 3,985 | 0 | 6,780 | 20,647 | 5,849 | 4,219 | 4,377 | 0 | 7,175 | 21,620 | 6,431 | 4,171 | 4,284 | 0 | 7,765 | 22,651 |
| Burundi | 43 | 3,781 | 1,048 | 4,872 | 42 | 4,357 | 1,376 | 5,775 | 35 | 4,399 | 870 | 1,455 | 6,759 | 39 | 4,768 | 951 | 0 | 1,445 | 7,203 | 32 | 5,320 | 1,233 | 0 | 1,574 | 8,159 | 30 | 5,586 | 1,368 | 0 | 1,714 | 8,698 |
| Sudan | 44 | 3,424 | 114 | 3,582 | 31 | 3,409 | 128 | 3,568 | 20 | 3,759 | 89 | 130 | 3,998 | 11 | 3,980 | 86 | 1 | 135 | 4,213 | 13 | 5,252 | 136 | 1 | 138 | 5,540 | 41 | 5,228 | 148 | 0 | 142 | 5,559 |
| Uganda | 59 | 377 | 407 | 843 | 64 | 372 | 454 | 890 | 65 | 361 | 21 | 390 | 837 | 69 | 361 | 21 | 0 | 343 | 794 | 69 | 366 | 29 | 0 | 337 | 801 | 69 | 370 | 33 | 0 | 347 | 819 |
| Eritrea | 2 | 34 | 671 | 707 | 2 | 24 | 843 | 869 | 2 | 26 | 0 | 860 | 888 | 2 | 14 | 0 | 0 | 886 | 902 | 2 | 19 | 0 | 0 | 921 | 942 | 3 | 16 | 0 | 0 | 993 | 1,012 |
| Rwanda | 4 | 208 | 436 | 648 | 0 | 187 | 545 | 732 | 0 | 194 | 0 | 550 | 744 | 0 | 211 | 1 | 0 | 554 | 766 | 1 | 235 | 1 | 0 | 574 | 811 | 6 | 242 | 1 | 0 | 587 | 836 |
| Other | 4 | 47 | 154 | 205 | 3 | 51 | 200 | 254 | 3 | 41 | 17 | 302 | 363 | 3 | 45 | 19 | 0 | 321 | 388 | 3 | 17 | 4 | 0 | 369 | 393 | 3 | 17 | 9 | 0 | 416 | 445 |

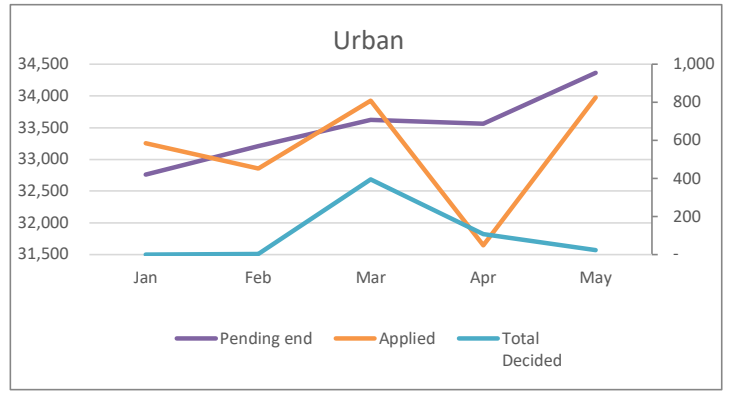


Individual Asylum Applications and Refugee Status Determination Trend

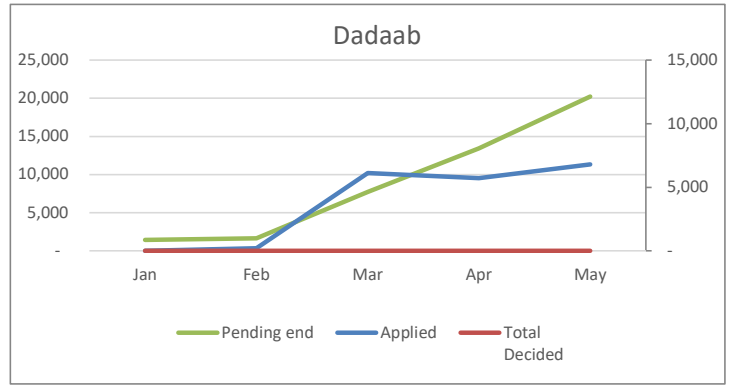
| Total | Month | Pending begin | Applied | Recognized | Rejected | Oth. Closed | Total Decided | Pending end |
|--------------|-------|---------------|--------------|------------|--------------|--------------|---------------|-------------|
| | Jan | 68,612 | 2,052 | 91 | - | 219 | 310 | 70,354 |
| | Feb | 70,354 | 1,956 | 205 | - | 59 | 264 | 72,046 |
| | Mar | 72,046 | 9,079 | 754 | - | 29 | 783 | 80,342 |
| | Apr | 80,342 | 6,154 | 115 | - | 2 | 117 | 86,379 |
| | May | 86,379 | 9,492 | 44 | - | 115 | 159 | 95,712 |
| | Jun | 95,712 | 8,978 | 567 | - | 39 | 606 | 104,084 |
| | Jul | 103,903 | 6,828 | 260 | - | - | 260 | 110,471 |
| | Aug | 110,471 | 5,028 | 372 | - | 8 | 380 | 115,119 |
| | Sep | 115,119 | 6,531 | 131 | - | 18 | 149 | 121,501 |
| | Oct | 121,501 | 18,039 | 476 | - | 450 | 926 | 138,614 |
| | Nov | 138,657 | 9,812 | 35 | - | 1,608 | 1,643 | 147,140 |
| Dec | - | - | - | - | - | - | - | |
| Total | | 83,949 | 3,050 | - | 2,547 | 5,597 | | |



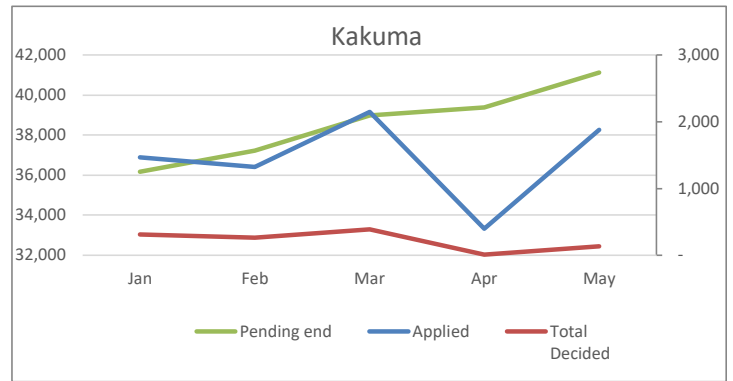
| Urban | Month | Pending begin | Applied | Recognized | Rejected | Oth. Closed | Total Decided | Pending end |
|--------------|-------|---------------|--------------|------------|----------|-------------|---------------|-------------|
| | Jan | 32,176 | 584 | - | - | - | - | 32,760 |
| | Feb | 32,760 | 453 | 3 | - | - | 3 | 33,210 |
| | Mar | 33,210 | 809 | 395 | - | - | 395 | 33,624 |
| | Apr | 33,624 | 48 | 108 | - | - | 108 | 33,564 |
| | May | 33,564 | 825 | 10 | - | 13 | 23 | 34,366 |
| | Jun | 34,366 | 755 | 258 | - | 30 | 288 | 34,833 |
| | Jul | 34,833 | 670 | 237 | - | - | 237 | 35,266 |
| | Aug | 35,266 | 786 | 248 | - | - | 248 | 35,804 |
| | Sep | 35,804 | 539 | 78 | - | - | 78 | 36,265 |
| | Oct | 36,265 | 776 | 434 | - | - | 434 | 36,607 |
| | Nov | 36,650 | 652 | 23 | - | - | 23 | 37,593 |
| Dec | - | - | - | - | - | - | - | |
| Total | | 6,897 | 1,794 | - | - | 43 | 1,837 | |



| Dadaab | Month | Pending begin | Applied | Recognized | Rejected | Oth. Closed | Total Decided | Pending end |
|--------------|-------|---------------|----------|------------|----------|-------------|---------------|-------------|
| | Jan | 1,428 | - | - | - | - | - | 1,428 |
| | Feb | 1,428 | 181 | - | - | - | - | 1,609 |
| | Mar | 1,609 | 6,121 | - | - | - | - | 7,730 |
| | Apr | 7,730 | 5,707 | - | - | - | - | 13,437 |
| | May | 13,437 | 6,788 | - | - | - | - | 20,225 |
| | Jun | 20,225 | 7,349 | - | - | - | - | 27,574 |
| | Jul | 27,393 | 5,255 | - | - | - | - | 32,648 |
| | Aug | 32,648 | 3,611 | - | - | - | - | 36,259 |
| | Sep | 36,259 | 5,238 | - | - | - | - | 41,497 |
| | Oct | 41,497 | 16,701 | - | - | - | - | 58,198 |
| | Nov | 58,198 | 8,617 | - | - | - | - | 66,815 |
| Dec | - | - | - | - | - | - | - | |
| Total | | 65,568 | - | - | - | - | - | |



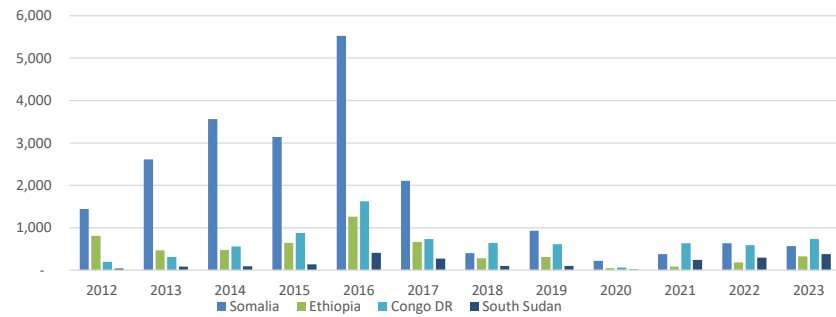
| Kakuma, Kalobeyei & Eldoret | Month | Pending begin | Applied | Recognized | Rejected | Oth. Closed | Total Decided | Pending end |
|-----------------------------|-------|---------------|--------------|------------|--------------|--------------|---------------|-------------|
| | Jan | 35,008 | 1,468 | 91 | - | 219 | 310 | 36,166 |
| | Feb | 36,166 | 1,322 | 202 | - | 59 | 261 | 37,227 |
| | Mar | 37,227 | 2,149 | 359 | - | 29 | 388 | 38,988 |
| | Apr | 38,988 | 399 | 7 | - | 2 | 9 | 39,378 |
| | May | 39,378 | 1,879 | 34 | - | 102 | 136 | 41,121 |
| | Jun | 41,121 | 874 | 309 | - | 9 | 318 | 41,677 |
| | Jul | 41,677 | 903 | 23 | - | - | 23 | 42,557 |
| | Aug | 42,557 | 631 | 124 | - | 8 | 132 | 43,056 |
| | Sep | 43,056 | 754 | 53 | - | 18 | 71 | 43,739 |
| | Oct | 43,739 | 562 | 42 | - | 450 | 492 | 43,809 |
| | Nov | 43,809 | 543 | 12 | - | 1,608 | 1,620 | 42,732 |
| Dec | - | - | - | - | - | - | - | |
| Total | | 11,484 | 1,256 | - | 2,504 | 3,760 | | |



RESETTLEMENT DEPARTURES BY COUNTRY OF ORIGIN

| Country of Origin | 2012 | 2013 | 2014 | 2015 | 2016 | 2017 | 2018 | 2019 | 2020 | 2021 | 2022 | 2023 | Total |
|-------------------|--------------|--------------|--------------|--------------|--------------|--------------|--------------|--------------|------------|--------------|--------------|--------------|---------------|
| Somalia | 1,442 | 2,612 | 3,562 | 3,142 | 5,521 | 2,102 | 398 | 924 | 220 | 375 | 636 | 568 | 21,502 |
| Ethiopia | 806 | 469 | 480 | 645 | 1,265 | 663 | 282 | 309 | 45 | 87 | 179 | 324 | 5,554 |
| Congo DR | 192 | 308 | 560 | 874 | 1,621 | 730 | 643 | 611 | 64 | 630 | 592 | 729 | 7,554 |
| South Sudan | 35 | 88 | 92 | 136 | 412 | 272 | 100 | 94 | 19 | 245 | 293 | 378 | 2,164 |
| Sudan | 102 | 61 | 82 | 46 | 123 | 184 | 9 | 30 | 5 | 35 | 53 | 125 | 855 |
| Eritrea | 25 | 25 | 57 | 28 | 121 | 62 | 21 | 18 | 4 | 16 | 11 | 11 | 399 |
| Burundi | 14 | 13 | 23 | 30 | 70 | 50 | 133 | 22 | 54 | 51 | 44 | 44 | 585 |
| Uganda | 14 | 2 | 36 | 69 | 70 | 50 | 73 | 63 | 60 | 64 | 23 | 22 | 546 |
| Rwanda | 26 | 26 | 21 | 28 | 56 | 24 | 28 | 13 | 7 | 9 | 4 | 5 | 247 |
| Other | 3 | - | - | 3 | 27 | 4 | 6 | 26 | 12 | 2 | - | - | 83 |
| Total | 2,659 | 3,604 | 4,913 | 5,001 | 9,286 | 4,141 | 1,641 | 2,221 | 458 | 1,517 | 1,842 | 2,206 | 39,489 |

RESETTLEMENT DEPARTURE TRENDS BY MAJOR COUNTRIES OF ORIGIN

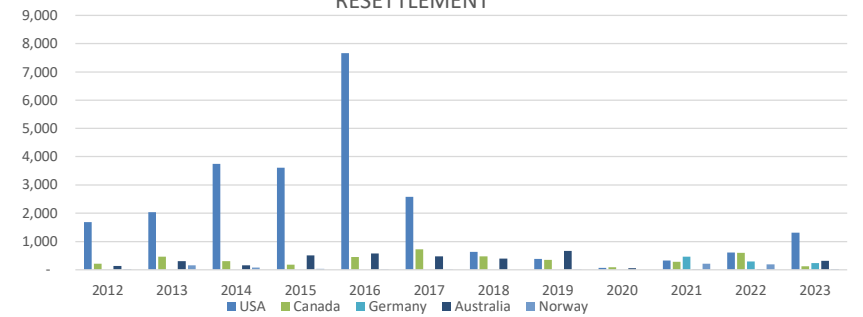


*RST departures as at end of October 2023

RESETTLEMENT DEPARTURES BY COUNTRY OF RESETTLEMENT

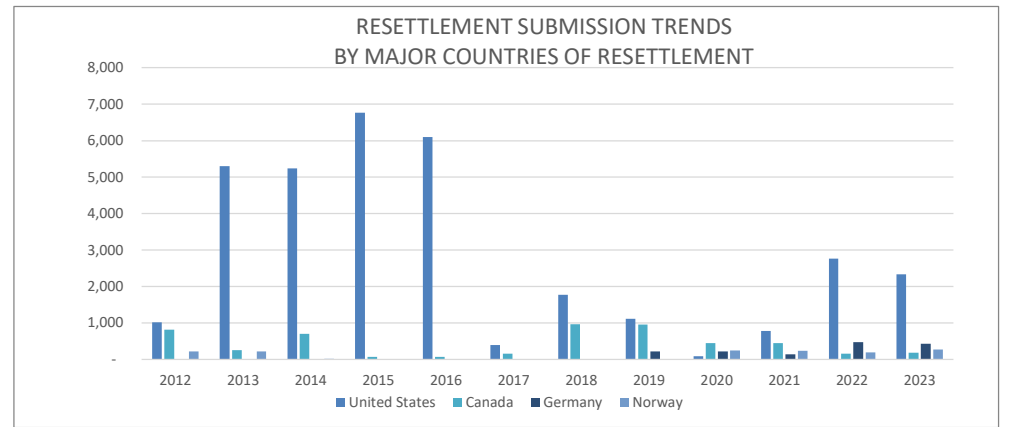
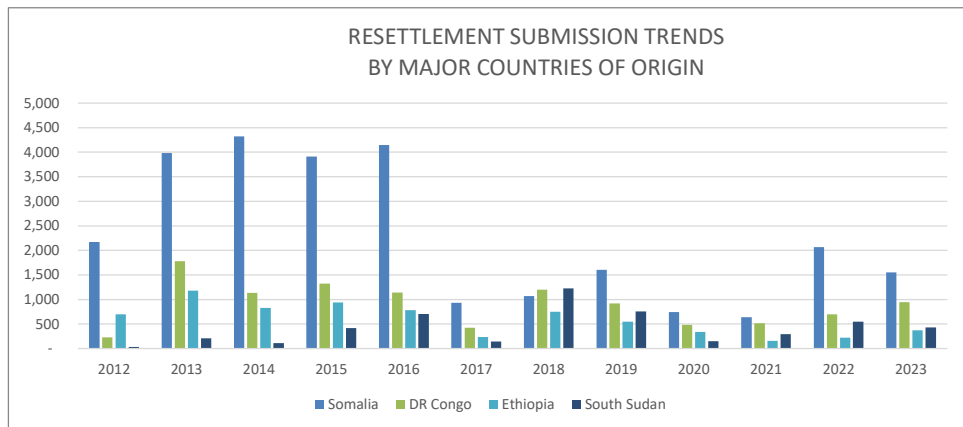
| Country of Resettlement | 2012 | 2013 | 2014 | 2015 | 2016 | 2017 | 2018 | 2019 | 2020 | 2021 | 2022 | 2023 | Total |
|-------------------------|--------------|--------------|--------------|--------------|--------------|--------------|--------------|--------------|------------|--------------|--------------|--------------|---------------|
| USA | 1,688 | 2,040 | 3,751 | 3,610 | 7,665 | 2,585 | 633 | 392 | 74 | 329 | 607 | 1,310 | 24,684 |
| Canada | 213 | 464 | 302 | 174 | 452 | 725 | 480 | 347 | 93 | 283 | 602 | 127 | 4,262 |
| Germany | - | - | - | - | - | - | - | - | - | 460 | 295 | 239 | 994 |
| Australia | 141 | 311 | 160 | 514 | 580 | 475 | 398 | 666 | 49 | 14 | 22 | 316 | 3,646 |
| United Kingdom | 460 | 260 | 279 | 308 | 267 | 248 | 111 | 163 | 19 | 2 | 21 | 43 | 2,181 |
| Sweden | 88 | 331 | 229 | 341 | 238 | 83 | 4 | 596 | 201 | 131 | 1 | 8 | 2,251 |
| Norway | 18 | 159 | 78 | 32 | 3 | 7 | - | 2 | - | 219 | 191 | 22 | 731 |
| Netherlands | 29 | - | 87 | 2 | 70 | - | - | 5 | - | 30 | 82 | 115 | 420 |
| France | - | - | - | - | - | 1 | 5 | 25 | 9 | 26 | 21 | 15 | 102 |
| Other | 22 | 39 | 27 | 20 | 11 | 17 | 10 | 25 | 13 | 23 | - | 11 | 218 |
| Total | 2,659 | 3,604 | 4,913 | 5,001 | 9,286 | 4,141 | 1,641 | 2,221 | 458 | 1,517 | 1,842 | 2,206 | 39,489 |

RESETTLEMENT DEPARTURE TRENDS BY MAJOR COUNTRIES OF RESETTLEMENT



| RESETTLEMENT SUBMISSION BY COUNTRY OF ORIGIN | | | | | | | | | | | | | |
|--|--------------|--------------|--------------|--------------|--------------|--------------|--------------|--------------|--------------|--------------|--------------|--------------|---------------|
| Country of Origin | 2012 | 2013 | 2014 | 2015 | 2016 | 2017 | 2018 | 2019 | 2020 | 2021 | 2022 | 2023 | Total |
| Somalia | 2,170 | 3,985 | 4,325 | 3,909 | 4,147 | 929 | 1,068 | 1,600 | 740 | 643 | 2,068 | 1,553 | 27,137 |
| DR Congo | 230 | 1,783 | 1,132 | 1,326 | 1,143 | 424 | 1,203 | 916 | 484 | 519 | 700 | 942 | 10,802 |
| Ethiopia | 700 | 1,181 | 830 | 941 | 785 | 237 | 748 | 549 | 337 | 159 | 225 | 370 | 7,062 |
| South Sudan | 33 | 214 | 111 | 420 | 701 | 143 | 1,229 | 753 | 152 | 296 | 548 | 432 | 5,032 |
| Sudan | 30 | 29 | 158 | 541 | 104 | 4 | 34 | 3 | 2 | 10 | 18 | 76 | 1,009 |
| Uganda | 5 | 24 | 88 | 108 | 107 | 47 | 136 | 191 | 12 | 6 | 11 | 3 | 738 |
| Burundi | 22 | 58 | 46 | 121 | 81 | 100 | 121 | 104 | 60 | 54 | 76 | 165 | 1,008 |
| Eritrea | 20 | 111 | 73 | 116 | 55 | 26 | 39 | 36 | 12 | 2 | 10 | 1 | 501 |
| Rwanda | 24 | 22 | 31 | 78 | 26 | 10 | 17 | 15 | 10 | 6 | 15 | 12 | 266 |
| Other | 5 | 5 | 11 | 26 | 14 | 20 | 16 | 10 | 11 | 1 | 20 | 8 | 147 |
| Total | 3,239 | 7,412 | 6,805 | 7,586 | 7,163 | 1,940 | 4,611 | 4,177 | 1,820 | 1,696 | 3,691 | 3,562 | 53,702 |

| RESETTLEMENT SUBMISSION BY COUNTRY OF RESETTLEMENT | | | | | | | | | | | | | |
|--|--------------|--------------|--------------|--------------|--------------|--------------|--------------|--------------|--------------|--------------|--------------|--------------|---------------|
| Country of Submission | 2012 | 2013 | 2014 | 2015 | 2016 | 2017 | 2018 | 2019 | 2020 | 2021 | 2022 | 2023 | Total |
| United States | 1,019 | 5,304 | 5,239 | 6,764 | 6,105 | 391 | 1,775 | 1,115 | 90 | 788 | 2,763 | 2,338 | 33,691 |
| Australia | 50 | 932 | 53 | 107 | 310 | 736 | 1,438 | 885 | 281 | 16 | 40 | 208 | 5,056 |
| Canada | 821 | 254 | 705 | 69 | 75 | 158 | 963 | 958 | 451 | 443 | 152 | 190 | 5,239 |
| Germany | - | - | - | - | - | - | - | 217 | 226 | 142 | 476 | 424 | 1,485 |
| United Kingdom | 585 | 155 | 363 | 378 | 397 | 180 | 243 | 297 | 251 | 5 | 11 | 24 | 2,889 |
| Sweden | 402 | 342 | 397 | 81 | 262 | 353 | 120 | 662 | 38 | 8 | 3 | 5 | 2,673 |
| Norway | 218 | 218 | 12 | 11 | 5 | 6 | 1 | 11 | 249 | 240 | 197 | 269 | 1,437 |
| Netherlands | 114 | 145 | 16 | 130 | - | - | - | 7 | 138 | 40 | 40 | 103 | 733 |
| France | - | 29 | - | - | 1 | 88 | 46 | 11 | 47 | 10 | 9 | - | 241 |
| Other | 30 | 33 | 20 | 46 | 8 | 28 | 25 | 14 | 49 | 4 | - | 1 | 258 |
| Total | 3,239 | 7,412 | 6,805 | 7,586 | 7,163 | 1,940 | 4,611 | 4,177 | 1,820 | 1,696 | 3,691 | 3,562 | 53,702 |



*RST submissions as at end of October 2023

**VOLUNTARY REPATRIATION FROM KENYA
BY COUNTRY OF ORIGIN**

| Country of Origin | Year | | | | | | | | | | | | | | |
|-------------------|-----------|------------|-----------|----------|------------|--------------|---------------|---------------|---------------|--------------|------------|--------------|--------------|------------|---------------|
| | 2010 | 2011 | 2012 | 2013 | 2014 | 2015 | 2016 | 2017 | 2018 | 2019 | 2020 | 2021 | 2022 | 2023 | Total |
| Sudan | 64 | 28 | - | - | - | - | - | - | - | - | - | - | - | - | 92 |
| Burundi | 1 | - | 4 | - | - | - | - | - | 586 | 156 | 60 | 1,024 | 1,255 | 145 | 3,231 |
| Rwanda | 2 | 2 | 1 | - | - | - | - | - | - | - | - | - | - | - | 5 |
| Mozambique | 5 | - | - | - | - | - | - | 4 | - | - | - | - | - | - | 9 |
| Somalia | 6 | 69 | 4 | - | 481 | 5,614 | 33,792 | 35,409 | 7,543 | 2,142 | 190 | 294 | 439 | - | 85,983 |
| Congo, DRC | 3 | 2 | 7 | 3 | - | - | - | - | - | 15 | - | 11 | 1 | - | 42 |
| Ethiopia | - | - | - | - | - | - | - | - | 1,963 | 5 | 79 | 761 | - | - | 2,808 |
| Uganda | - | 4 | 1 | - | - | - | - | - | - | - | - | 3 | - | - | 8 |
| Other | 2 | 6 | - | - | - | - | 6 | - | 1 | 19 | - | - | - | - | 34 |
| Total | 83 | 111 | 17 | 3 | 481 | 5,614 | 33,798 | 35,413 | 10,093 | 2,337 | 329 | 2,093 | 1,695 | 145 | 92,212 |

