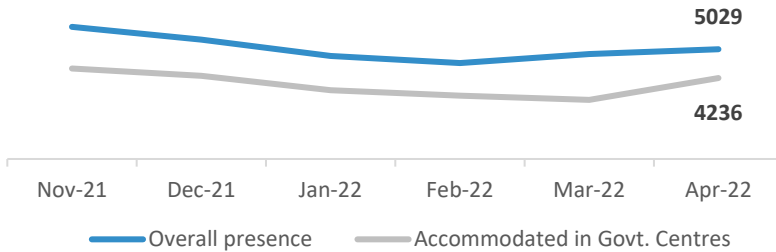


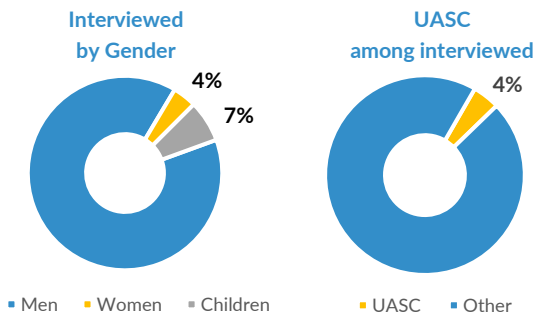
Serbia

APRIL 2022

Asylum-seekers and migrants - presence and shelter

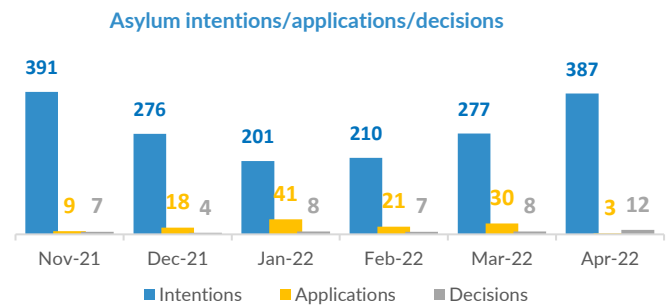


Newly arrivals in government centers - April:	6,132	↑
Newly arrivals in government centers - March:	4,493	↑
Total interviewed cases - April:	1,828	↑
Total interviewed cases - March:	1,238	↑
Total of unaccompanied children among interviewed-April:	81	↑
Total of unaccompanied children among interviewed - March:	42	↑
Total occupancy of government centers - end April:	4,236	↑
Total occupancy of government centers - end March:	3,633	↑
Total presence of refugees/migrants - end April:	5,029	↑
Total presence of refugees/migrants - end March:	4,896	↑



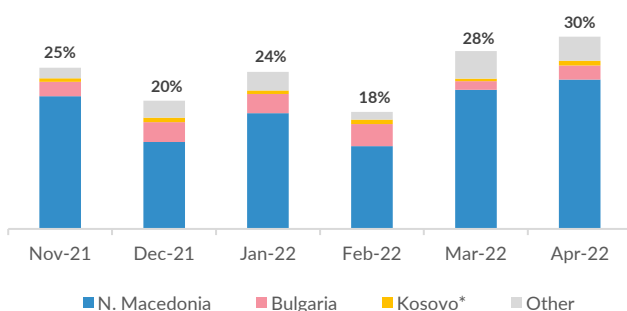
Asylum processing

Intentions to seek asylum - April:	387	↑
Intentions to seek asylum - March:	277	↑
Applications for asylum submitted - April:	3	↓
Applications for asylum submitted - March:	30	↓
Substantive decisions - April:	12	↑
Substantive decisions - March:	8	↑
Positive decisions - April:	1	↑
Positive decisions - March:	0	↑

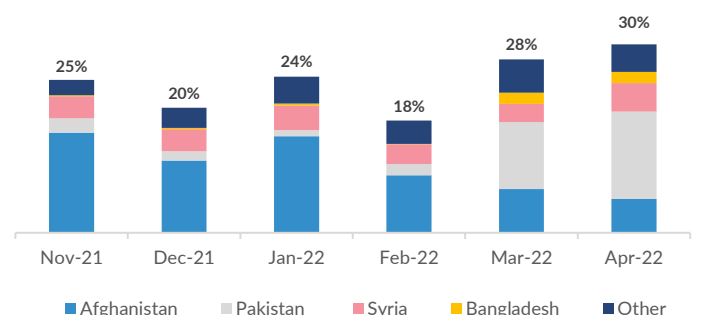


Observed new arrivals - demographics and country of transit

Percentage of interviewed by country of transit



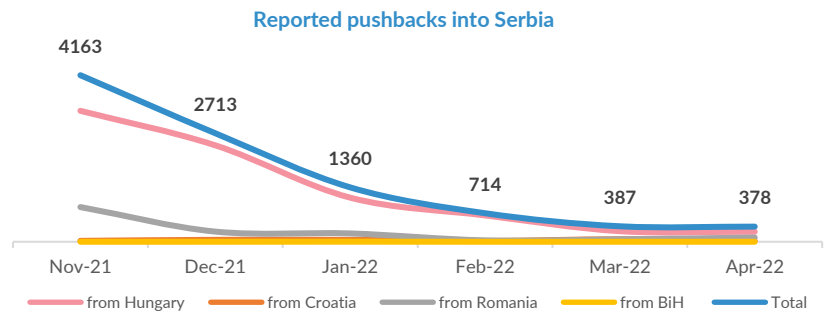
Percentage of interviewed by country of origin



* All references to Kosovo should be understood to be in compliance with Security Council resolution 1244 (1999) and without prejudice to the status of Kosovo

Reported pushbacks into Serbia

Pushbacks from Hungary - April:	251	↓
Pushbacks from Hungary - March:	264	↓
Pushbacks from Croatia - April:	21	↓
Pushbacks from Croatia - March:	62	↓
Pushbacks from Romania - April:	106	↑
Pushbacks from Romania - March:	61	↑
Pushbacks from BiH - April:	0	
Pushbacks from BiH - March:	0	

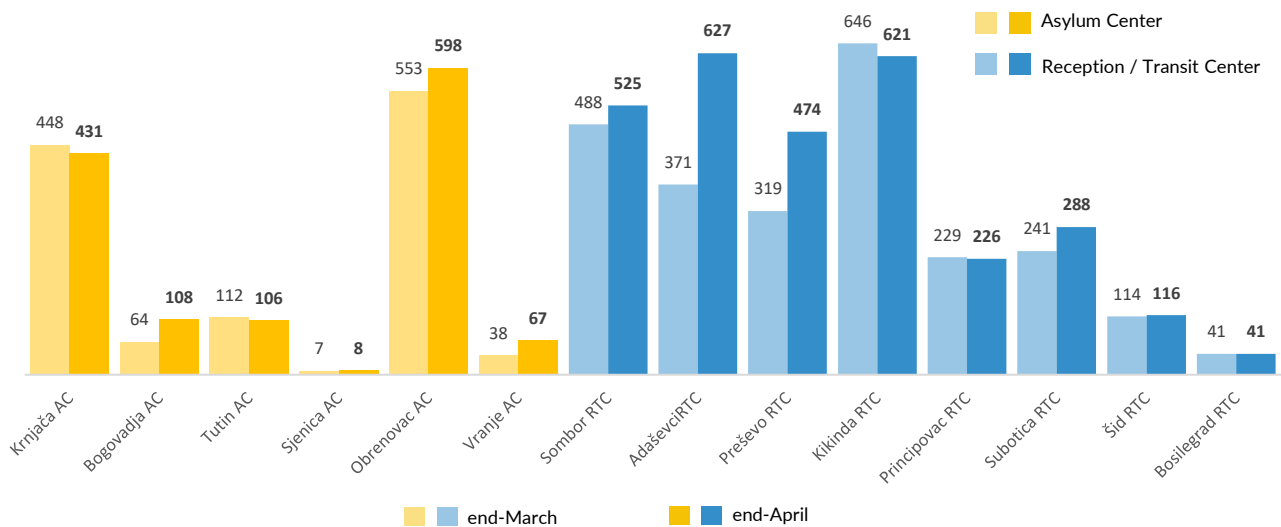


Reported pushbacks from Serbia to North Macedonia

Pushbacks to N. Macedonia - April:	85	↑
Pushbacks to N. Macedonia - March:	6	↑



Occupancy of Asylum and Reception/Transit Centers



Profile of asylum-seekers/migrants

