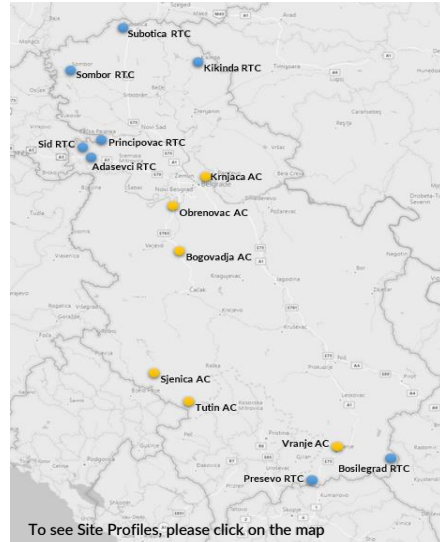
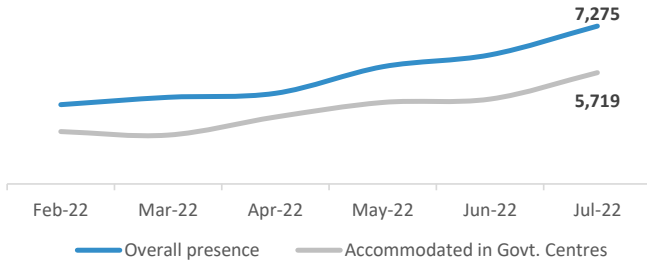


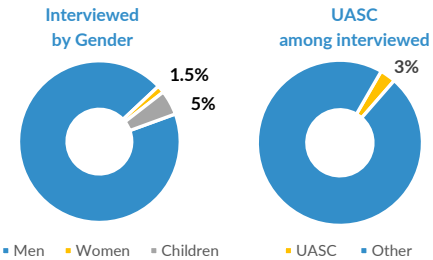
# Serbia

July 2022

## Asylum-seekers and migrants - presence and shelter



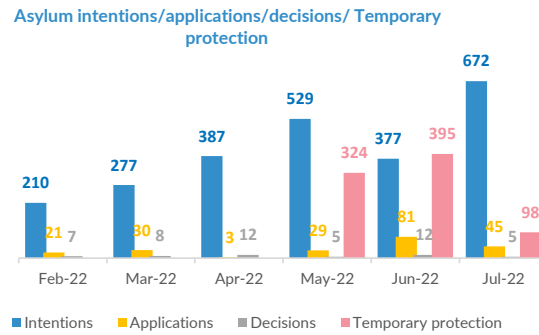
Total presence of refugees/migrants – end July:	7,275	↑
Total presence of refugees/migrants – end June:	6,313	
Total occupancy of government centers – end July:	5,719	↑
Total occupancy of government centers - end June:	4,836	
Newly arrivals in government centers – July:	13,425	↑
Newly arrivals in government centers – June:	10,039	
Total interviewed cases – July:	3,398	↓
Total interviewed cases – June:	3,499	
Total of unaccompanied children among interviewed-July:	105	↑
Total of unaccompanied children among interviewed - June:	74	



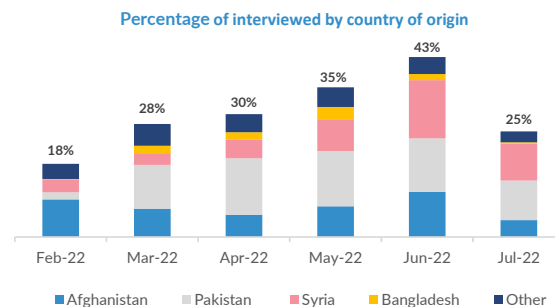
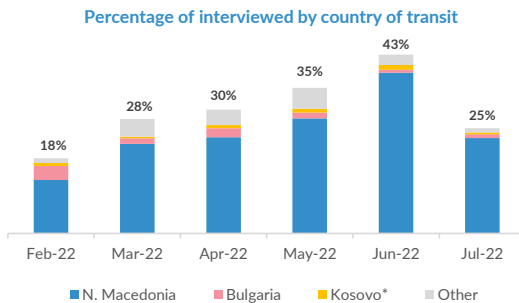
## Asylum and Temporary Protection

Intentions to seek asylum – July:	672	↑
Intentions to seek asylum – June:	377	
Applications for asylum submitted – July:	45	↓
Applications for asylum submitted – June:	81	
Substantive decisions – July:	5	↓
Substantive decisions – June:	12	
Positive decisions – July:	3	↓
Positive decisions – June:	6	
Temporary protection granted – July:	98	↓
Temporary protection granted – June:	395	

(persons fleeing Ukraine)



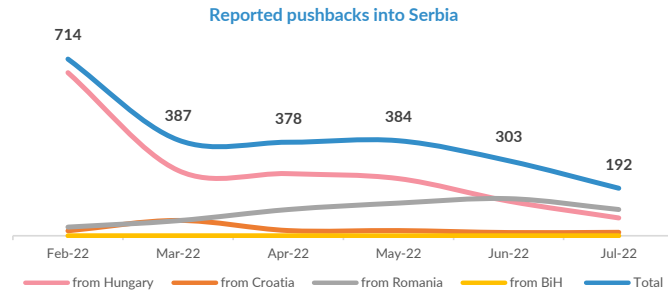
## Observed new arrivals - demographics and country of transit



\* All references to Kosovo should be understood to be in compliance with Security Council resolution 1244 (1999) and without prejudice to the status of Kosovo

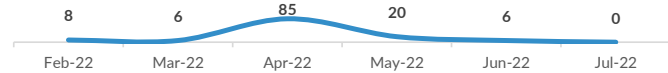
### Reported pushbacks into Serbia

Pushbacks from Hungary - July:	72	↓
Pushbacks from Hungary - June:	140	
Pushbacks from Croatia - July:	14	↑
Pushbacks from Croatia - June:	13	
Pushbacks from Romania - July:	106	↓
Pushbacks from Romania - June:	150	
Pushbacks from BiH - July:	0	
Pushbacks from BiH - June:	0	

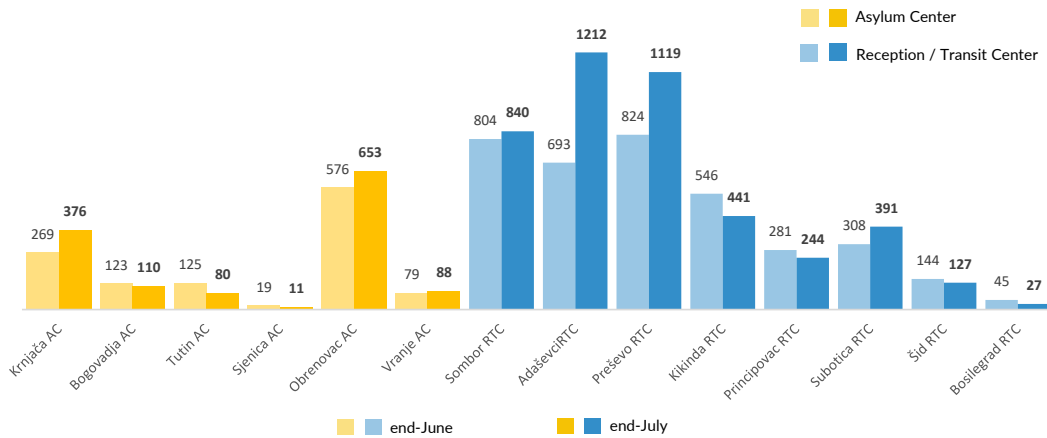


### Reported pushbacks from Serbia to North Macedonia

Pushbacks to N. Macedonia - July:	0	↓
Pushbacks to N. Macedonia - June:	6	



### Occupancy of Asylum and Reception/Transit Centers



### Profile of asylum-seekers/migrants

