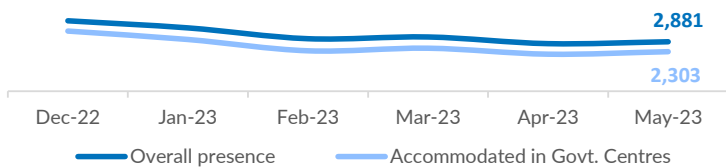


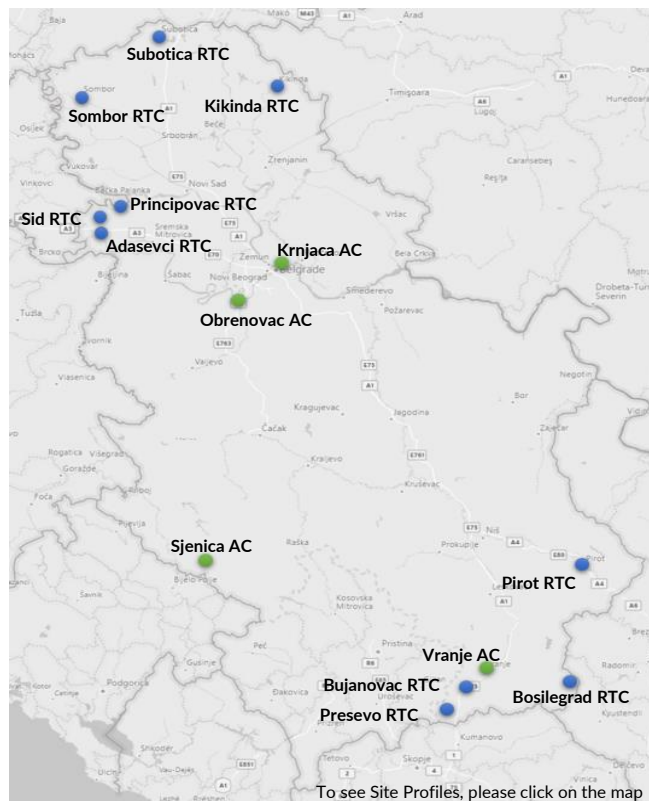
Serbia

May 2023

Asylum-seekers and migrants - presence



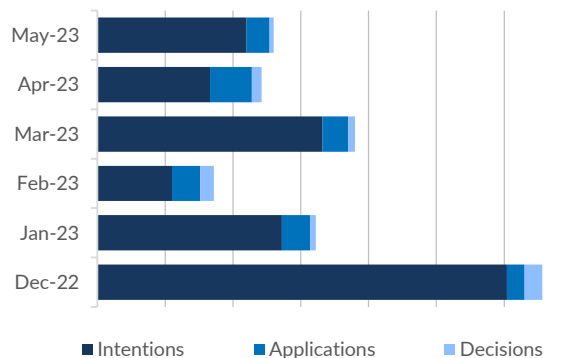
Total presence of refugees/migrants – end May*:	2,881	↑
Total presence of refugees/migrants – end April:	2,771	
Total occupancy of government centers – end May**:	2,303	↑
Total occupancy of government centers – end April:	2,158	
Other accommodations – end May*:	578	↓
Other accommodations – end April:	613	
The number of new entries in government centers – May**:	7,506	↑
The number of new entries in government centers – April:	4,114	
Total of unaccompanied children in the country – May**:	50	↓
Total of unaccompanied children in the country-April:	52	



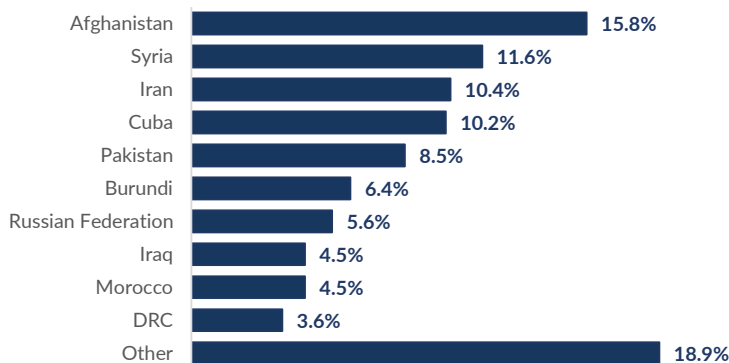
Asylum and Temporary Protection***

Intentions to seek asylum – May:	110
Intentions to seek asylum – 2023:	550
Applications for asylum submitted – May:	17
Applications for asylum submitted - 2023:	109
Persons granted refugee status or subsidiary protection - May:	0
Persons granted refugee status or subsidiary protection - 2023:	6
Negative decisions (rejected or refused) - May:	3
Negative decisions (rejected or refused) - 2023:	23
Temporary protection granted (persons fleeing Ukraine) - May:	31
Total persons under Temporary Protection:	792

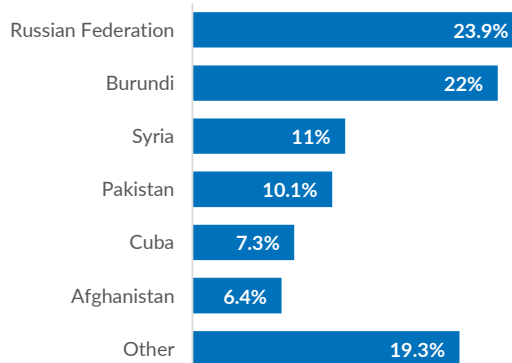
Proportion of Intentions/Applications/Decisions



Asylum intentions - 2023 by nationality



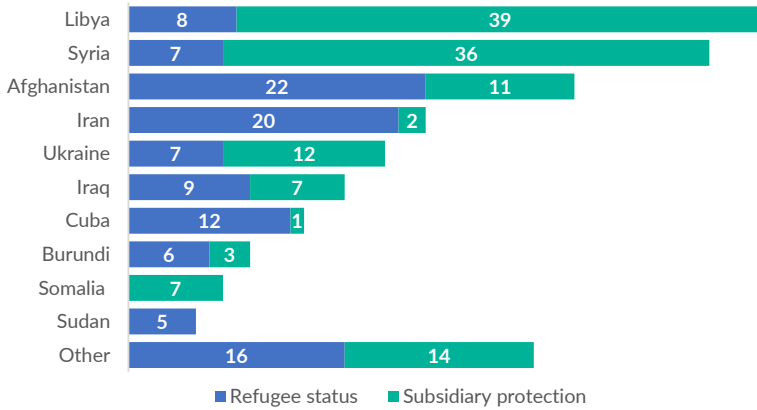
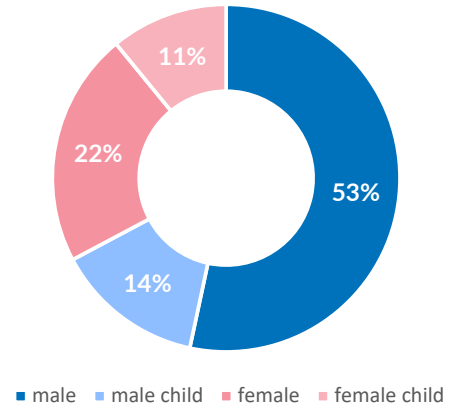
Asylum applications - 2023 by nationality

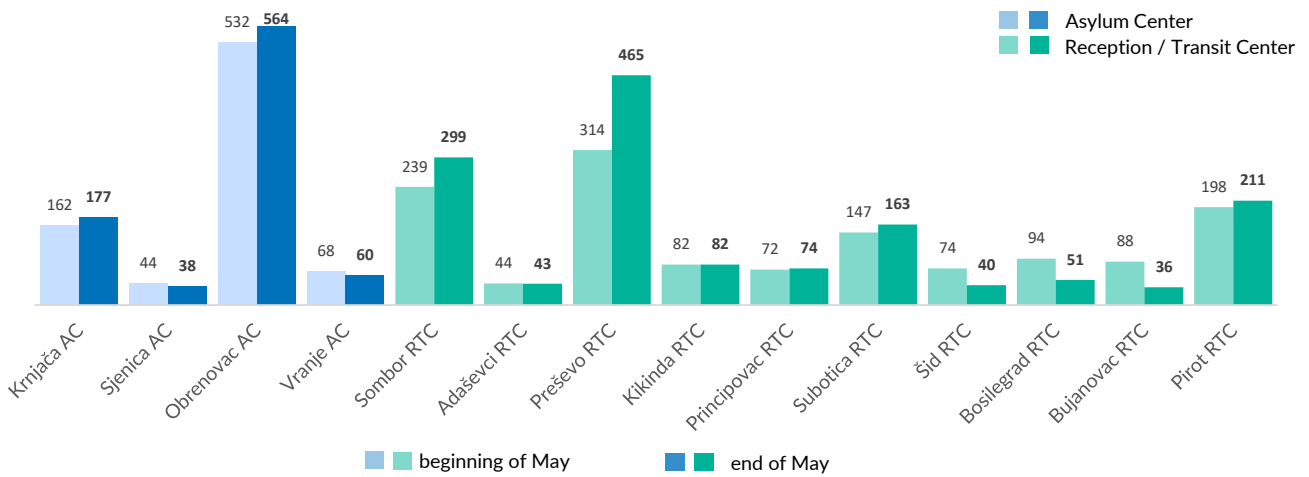
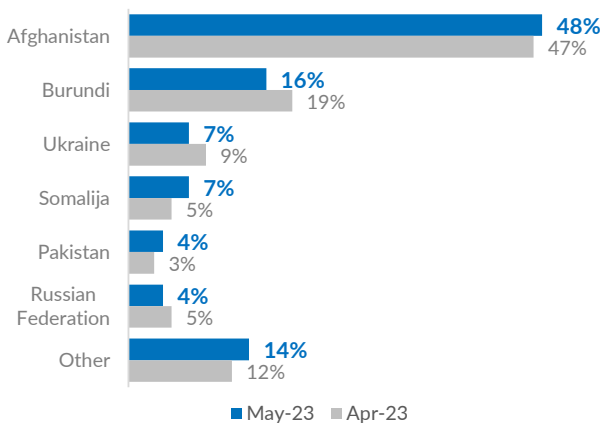
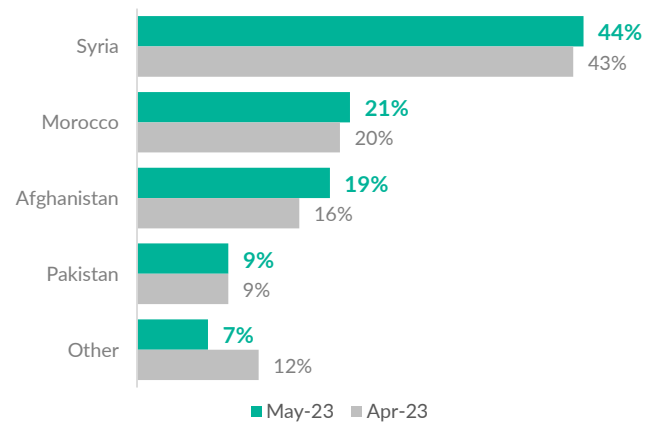


* Information based on findings of UNHCR staff and partners

** Government centres statistics are provided by Commissariat for Refugees and Migration - Republic of Serbia

*** Asylum statistics are provided by the Ministry of Interior

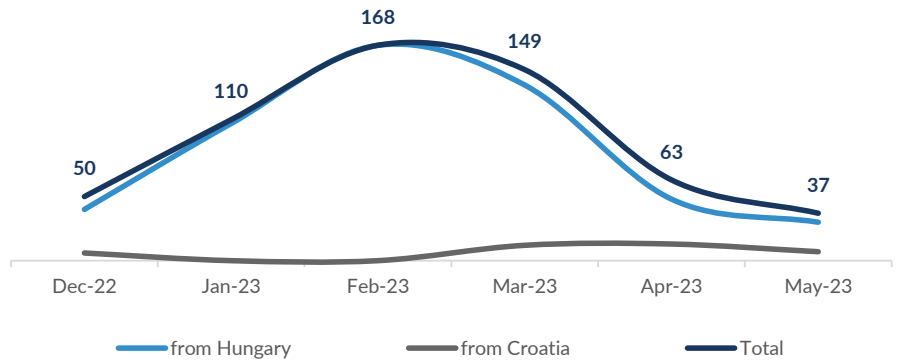
**Positive decisions 2008 - 2023
by nationality**

**Positive decisions 2008 - 2022
by age and sex**

**Persons currently under Temporary Protection:
Temporary protection granted since 2022**

Occupancy of Asylum and Reception/Transit Centers**

**Presence in Asylum Centers
by nationality**

**Presence in Reception/Transit Centers
by nationality**


Reported pushbacks into Serbia*

Pushbacks from Croatia - May: 7
Pushbacks from Croatia - April: 13

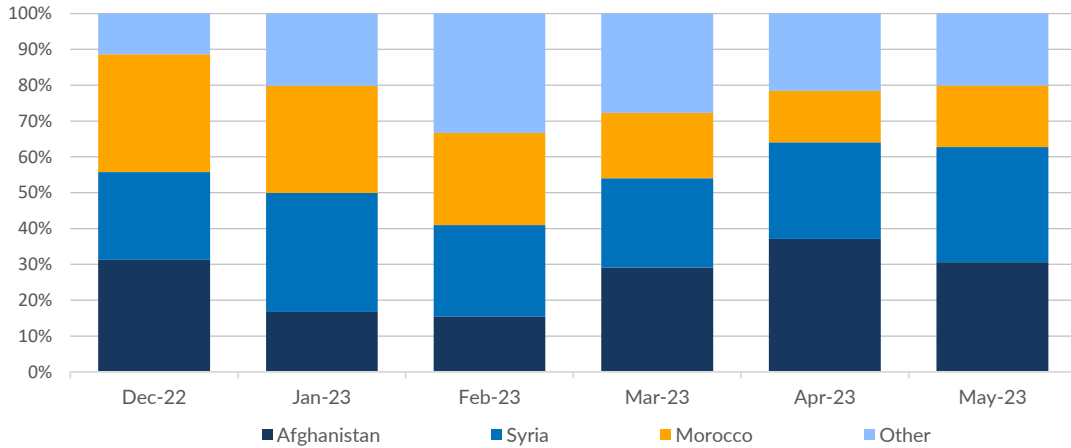
Pushbacks from Hungary - May: 30
Pushbacks from Hungary - April: 48



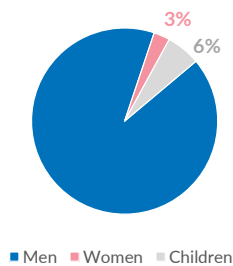
Profiled cases*

Total profiled cases - May*: 2,664
Total profiled cases - April: 1,793

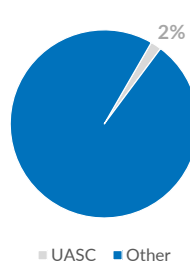
Percentage of profiled by country of origin



Profiled by Gender



UASC among profiled



UASC by gender

