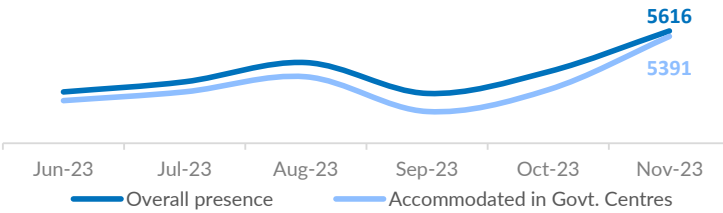


# Serbia

November 2023

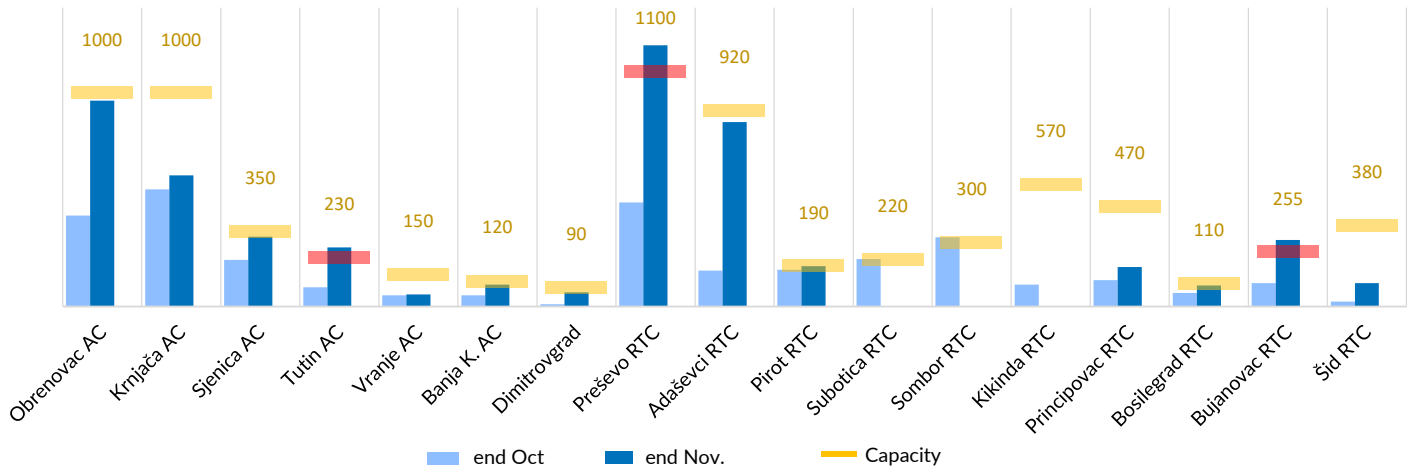
## Asylum-seekers and migrants - presence



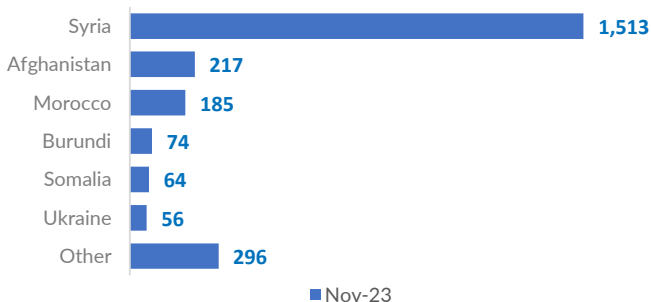
Total presence of refugees/migrants - end November*:	5,616	↑
Total presence of refugees/migrants - end October:	3,939	
Total occupancy of government centers - end November**:	5,391	
Other accommodations - end November:	225	
The number of new entries in government centers - November**:	8,532	
The number of new entries in government centers - Jan - Nov:	101,098	
Total of unaccompanied children - end November**:	199	↑
Total of unaccompanied children - end October:	56	
Total of unaccompanied children - Jan - Nov:	678	



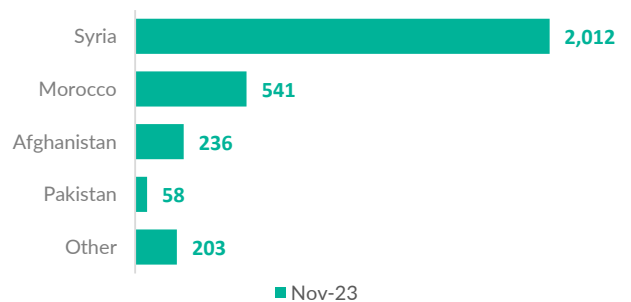
## Occupancy of Asylum and Reception/Transit Centers\*\*



Presence in Asylum Centers by nationality TOP 6 \*



Presence in Transit Centers by nationality TOP 4 \*



\* Claimed nationality as the persons on the move are undocumented

\* Information based on findings of UNHCR staff and partners

\*\* Government centres statistics are provided by Commissariat for Refugees and Migration - Republic of Serbia

\*\*\* Asylum statistics are provided by the Ministry of Interior

## Asylum and Temporary Protection\*\*\*

	November 2023	Jan - Nov 2023
Intentions to seek asylum	150	1,573
Applications for asylum submitted	16	181
Persons granted refugee status or subsidiary protection	0	8
Negative decisions (rejected or refused)	8	50

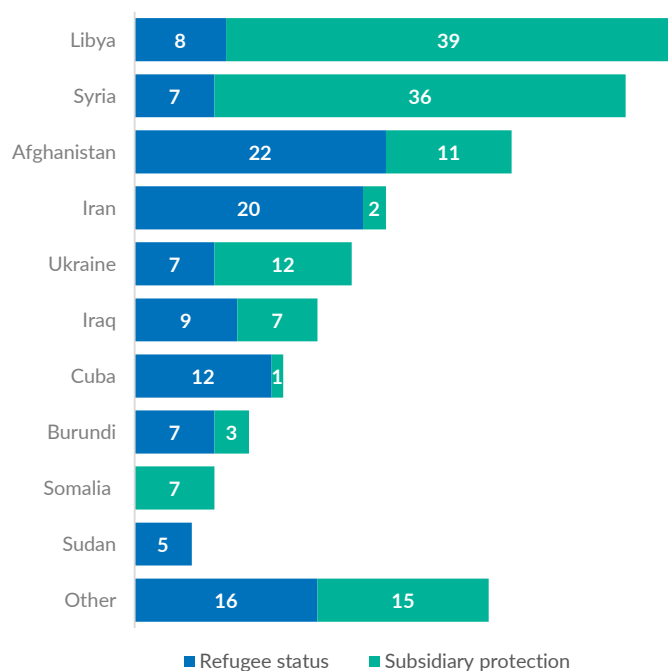
	2019	2020	2021	2022
Intentions to seek asylum	12,937	2,830	2,306	4,181
Applications for asylum submitted	252	144	174	320
Persons granted refugee status or subsidiary protection	35	29	14	30
Negative decisions (rejected or refused)	94	74	60	65

# 1,010

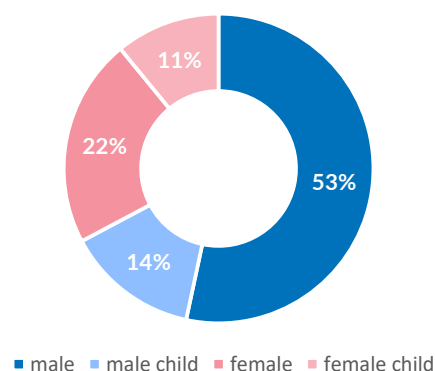
Total persons under Temporary Protection

### Positive decisions 2008 - Nov 2023 TOTAL 246

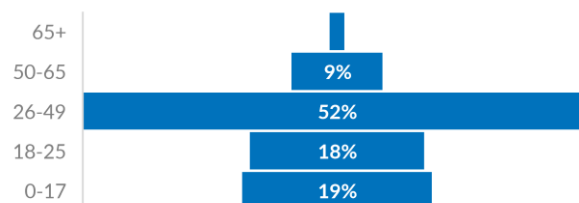
by nationality - TOTAL 246



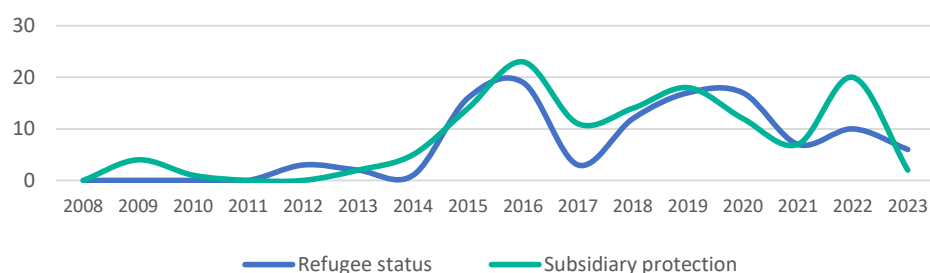
by age and sex



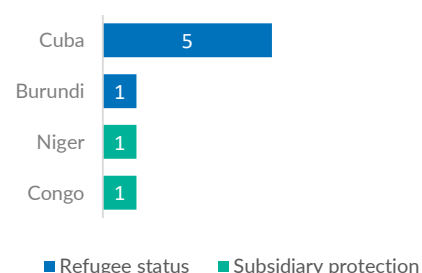
by age group



Positive decisions - by year - TOTAL 246



Jan - Nov 2023 - by nationality



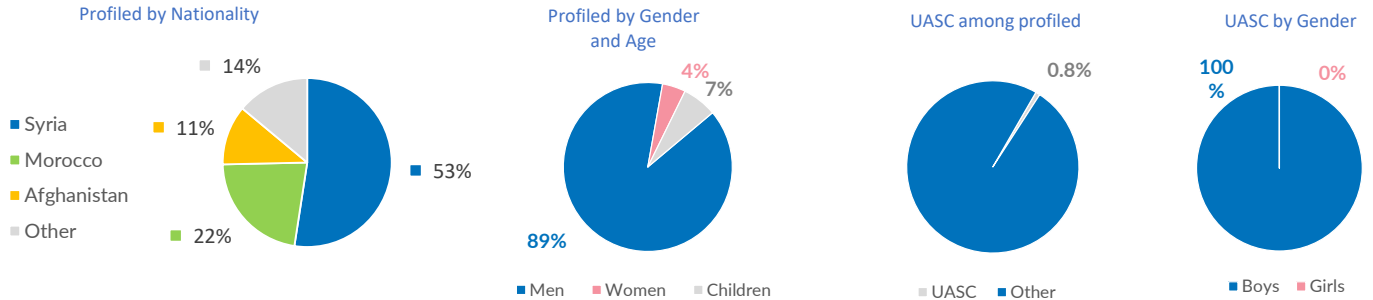
\* Information based on findings of UNHCR staff and partners

\*\* Government centres statistics are provided by Commissariat for Refugees and Migration - Republic of Serbia

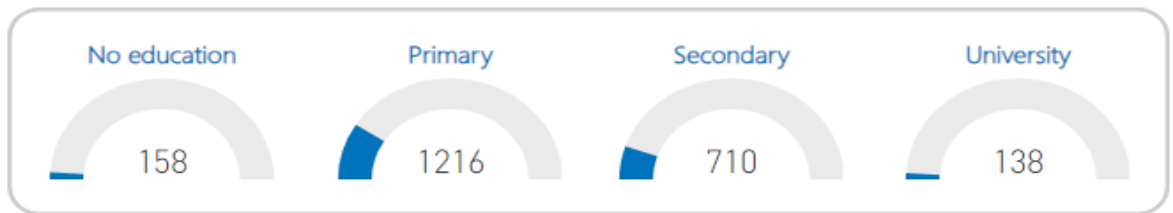
\*\*\* Asylum statistics are provided by the Ministry of Interior

## UNHCR profiling of arrivals\*

Total profiled individuals – November 2023\*: 3,006  
 Total profiled individuals – Jan - Nov 2023: 38,979



### EDUCATION



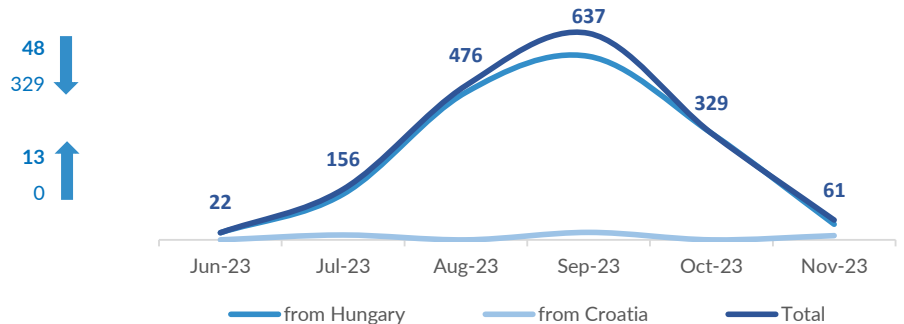
### OCCUPATION



## Reported pushbacks into Serbia\*

Pushbacks from Hungary - November: 48  
 Pushbacks from Hungary - October: 329

Pushbacks from Croatia - November: 13  
 Pushbacks from Croatia - October: 0



\* Information based on findings of UNHCR staff and partners

\*\* Government centres statistics are provided by Commissariat for Refugees and Migration - Republic of Serbia

\*\*\* Asylum statistics are provided by the Ministry of Interior