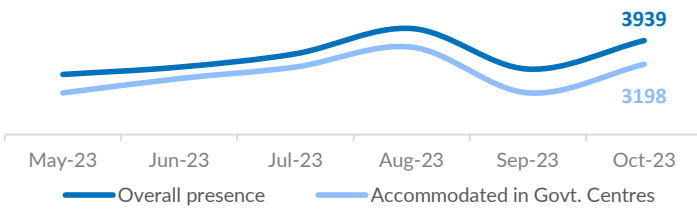


# Serbia

October 2023

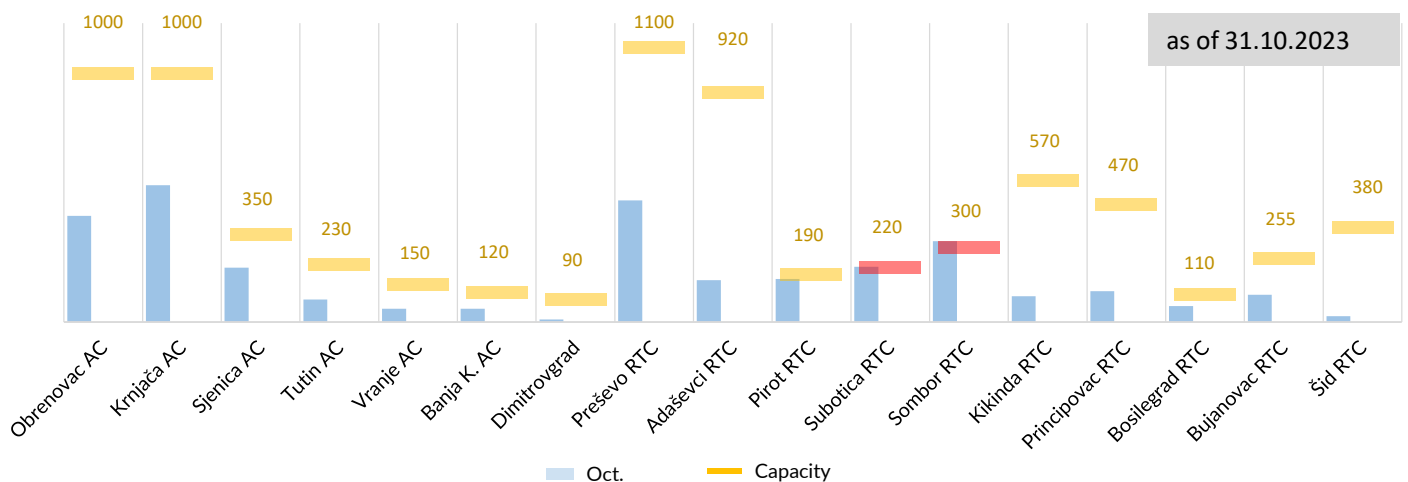
## Asylum-seekers and migrants - presence



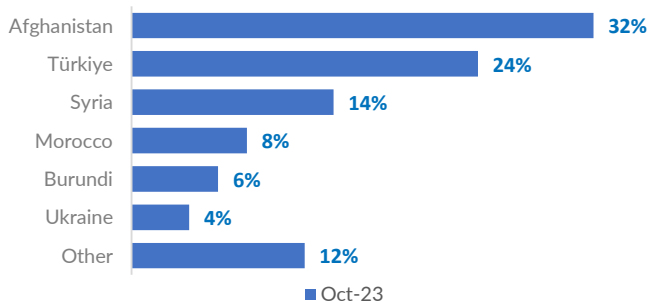
<b>Total presence of refugees/migrants – end October**:</b>	<b>3,939</b>	↑
Total presence of refugees/migrants – end September:	3,048	
<b>Total occupancy of government centers – end October**:</b>	<b>3,198</b>	
Other accommodations – end October*:	741	
<b>The number of new entries in government centers – October**:</b>	<b>9,223</b>	
The number of new entries in government centers – Jan. - Oct.:	92,566	
<b>Total of unaccompanied children - end October**:</b>	<b>56</b>	↑
Total of unaccompanied children - end September**:	26	
Total of unaccompanied children - Jan - Oct:	479	



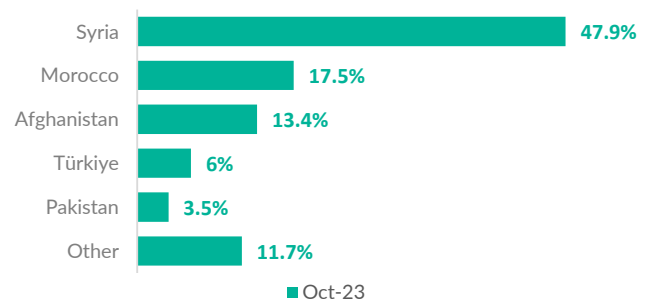
## Occupancy of Asylum and Reception/Transit Centers\*\*



Presence in Asylum Centers by nationality TOP 6 \*



Presence in Transit Centers by nationality TOP 5 \*



\* Claimed nationality as the persons on the move are undocumented

\* Information based on findings of UNHCR staff and partners

\*\* Government centres statistics are provided by Commissariat for Refugees and Migration - Republic of Serbia

\*\*\* Asylum statistics are provided by the Ministry of Interior

## Asylum and Temporary Protection\*\*\*

	October 2023	Jan. - Oct. 2023	2019 - Oct. 2023
Intentions to seek asylum	166	1,423	23,677
Applications for asylum submitted	15	165	1,055
Persons granted refugee status or subsidiary protection	0	8	116
Negative decisions (rejected or refused)	4	42	335

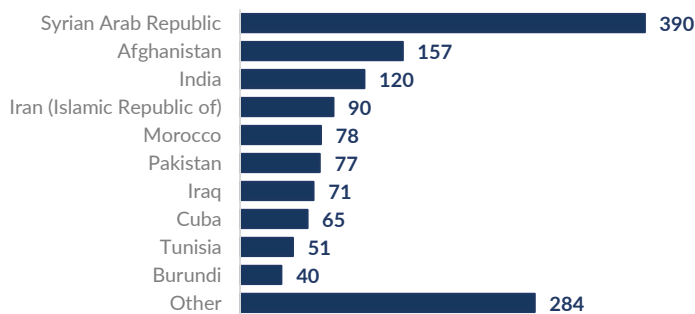
# 943

Total persons under Temporary Protection

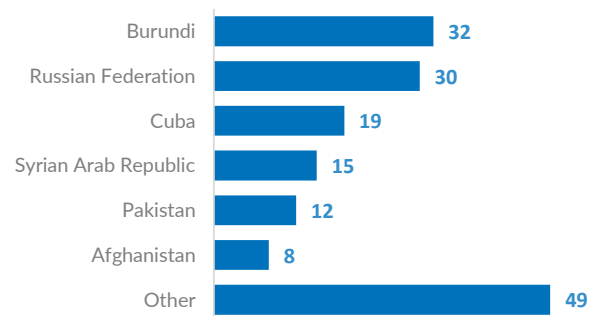
# 2,157

Total Temporary Protection granted

Asylum intentions - 2023  
by nationality TOP 10

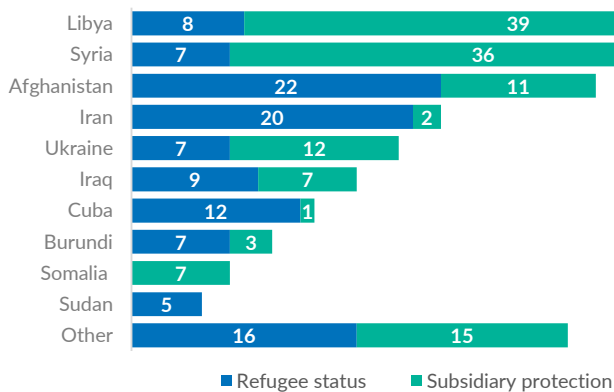


Asylum applications - 2023  
by nationality TOP 6

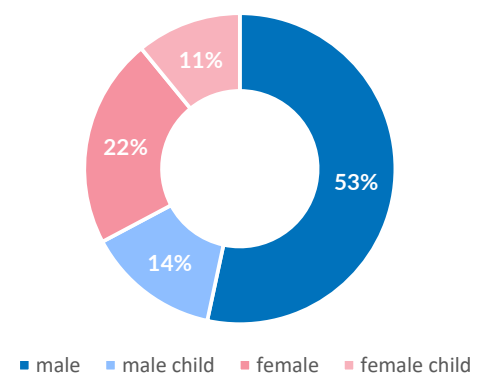


### Positive decisions 2008 - Oct. 2023 TOTAL 246

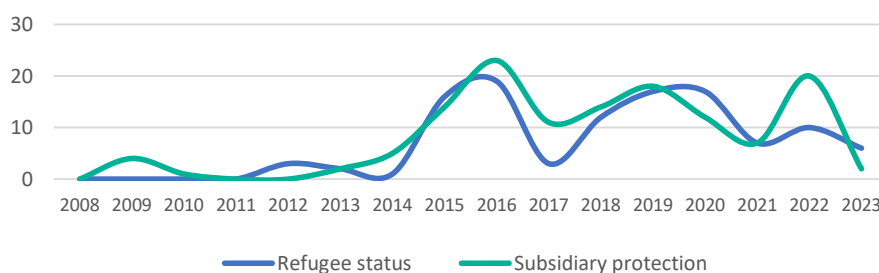
by nationality - TOTAL 246



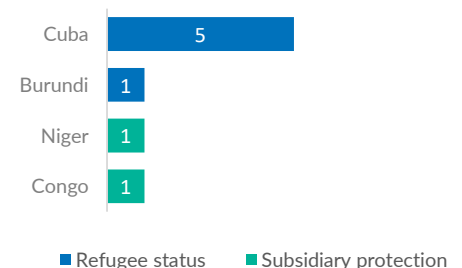
by age and sex



Positive decisions - by year - TOTAL 246



Jan. - Oct. 2023 - by nationality



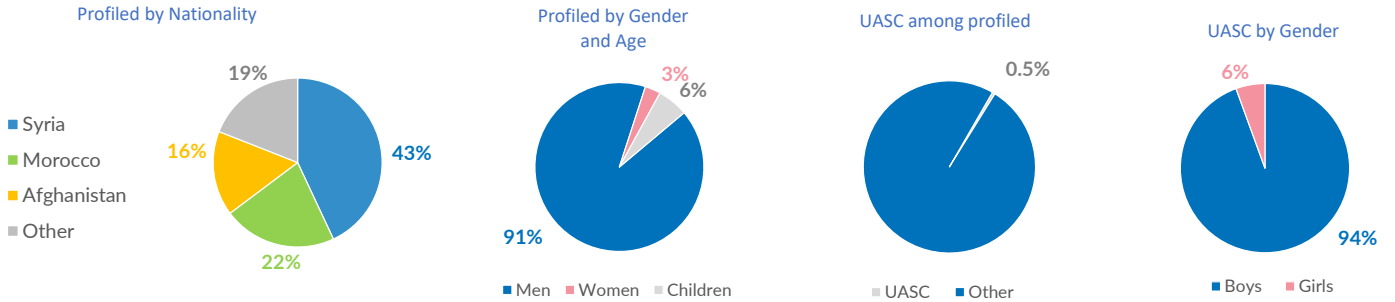
\* Information based on findings of UNHCR staff and partners

\*\* Government centres statistics are provided by Commissariat for Refugees and Migration - Republic of Serbia

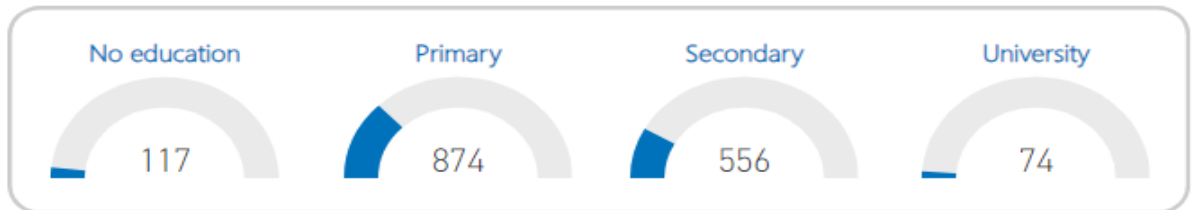
\*\*\* Asylum statistics are provided by the Ministry of Interior

## UNHCR profiling of arrivals\*

Total profiled individuals – October 2023\*: 3,427  
 Total profiled individuals – Jan. - Oct. 2023: 35,973



**EDUCATION**

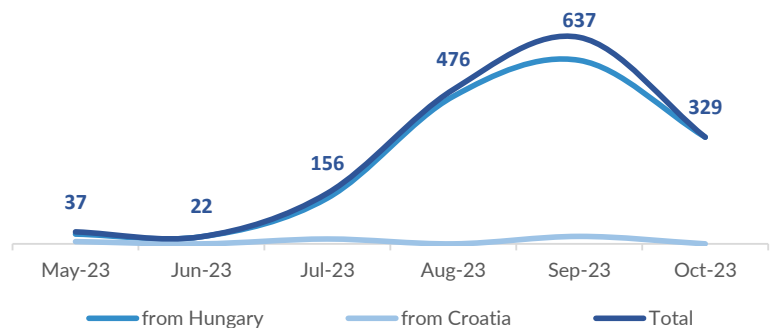


**OCCUPATION**



## Reported pushbacks into Serbia\*

Pushbacks from Hungary - October: 329  
 Pushbacks from Hungary - September: 566  
 Pushbacks from Croatia - October: 0  
 Pushbacks from Croatia - September: 23  
 Pushbacks from BiH - October: 0  
 Pushbacks from BiH - September: 48



\* Information based on findings of UNHCR staff and partners  
 \*\* Government centres statistics are provided by Commissariat for Refugees and Migration - Republic of Serbia  
 \*\*\* Asylum statistics are provided by the Ministry of Interior