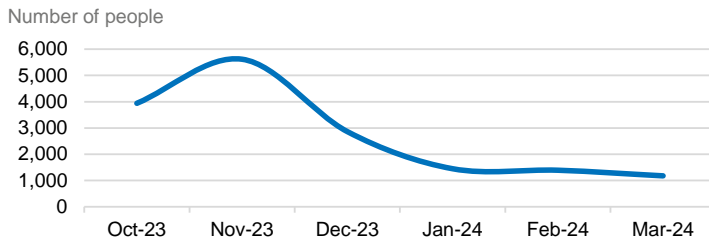


# Serbia

March 2024

## Asylum-seekers and migrants - presence\*

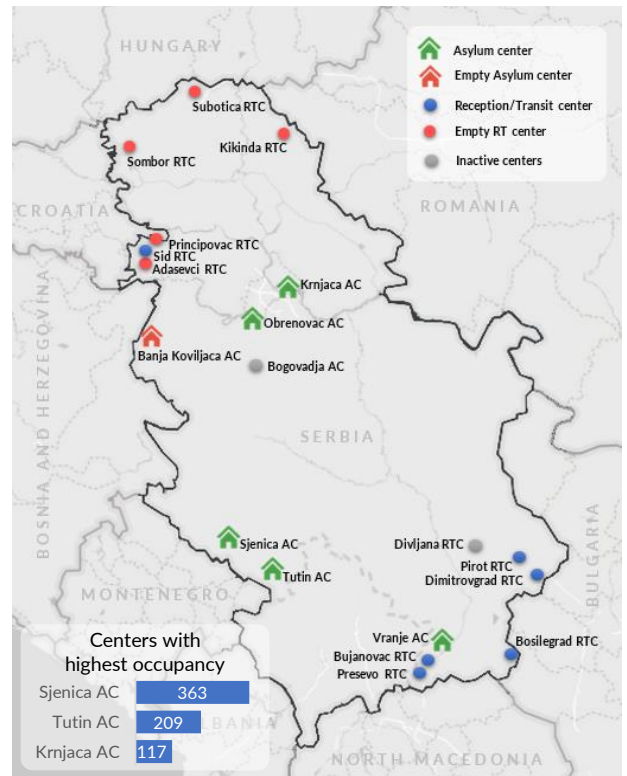
### Overall presence



The number of new entries in government centers – March: **1,290**  
 The number of new entries in government centers – February: **1,687**

Total occupancy of government centers – end March: **986**  
 Total occupancy of government centers – end February: **1,162**

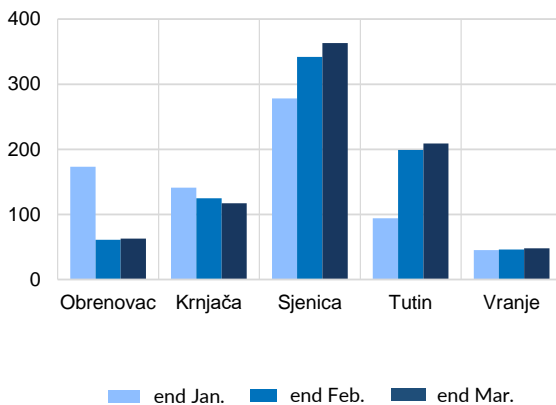
Total of unaccompanied children in centers - end March: **39**  
 Total of unaccompanied children in centers - end February: **113**



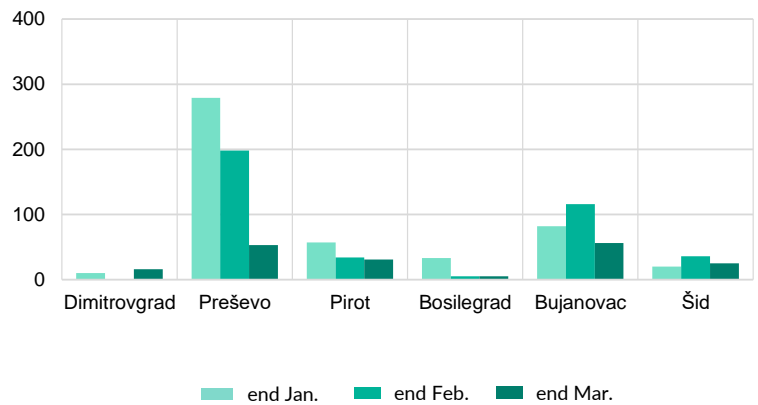
To see Site Profiles, please click on the map

## Occupancy of Asylum and Reception/Transit Centers\*

### Asylum centers

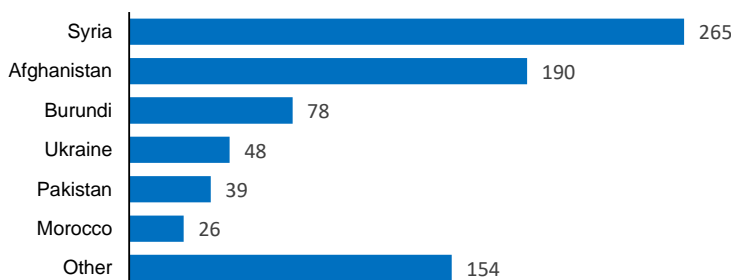


### Reception/Transit centers



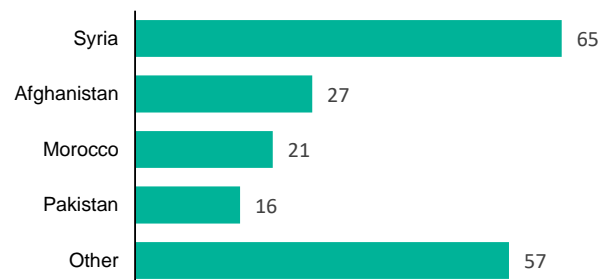
### Presence in Asylum Centers by nationality<sup>1</sup>

Mar 2024



### Presence in Transit Centers by nationality<sup>1</sup>

Mar 2024



<sup>1</sup> Claimed nationality as the persons on the move are undocumented

## Asylum and Temporary Protection\*

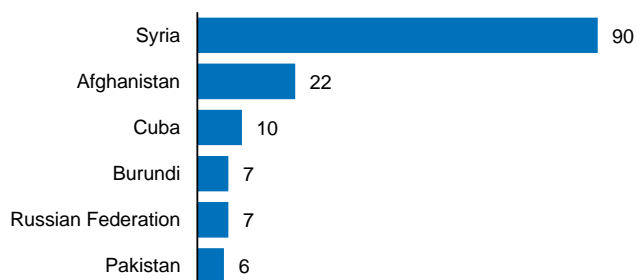
	2020	2021	2022	2023	2024 Jan-Mar	Mar 2024
Intentions to seek asylum	2,830	2,306	4,181	1,654	179	75
Applications for asylum submitted	144	174	320	196	65	12
Persons granted refugee status or subsidiary protection	29	14	30	9	1	0
Negative decisions (rejected or refused)	74	60	65	59	24	10
Suspended cases <sup>1</sup>	119	73	258	115	25	5

<sup>1</sup> Persons who left asylum procedure

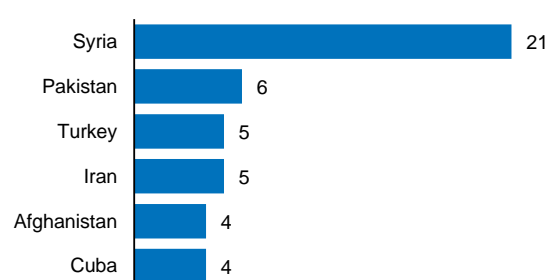
	2022	2023	2024 Jan-Mar	Mar 2024
Temporary protection (persons fleeing Ukraine)	1,115	1,145	93	50

Persons granted protection in Serbia (Refugee Status Determination) - TOTAL 248

### TOP 6 Asylum intentions | 2024

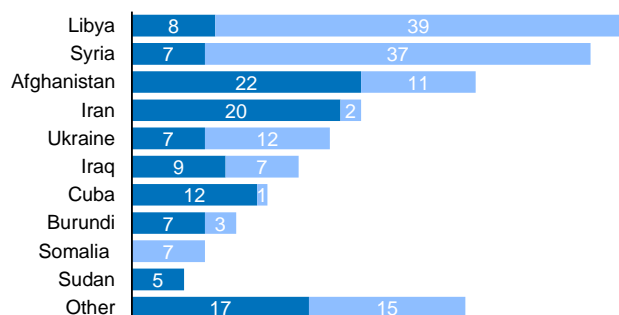


### TOP 6 Asylum applications | 2024

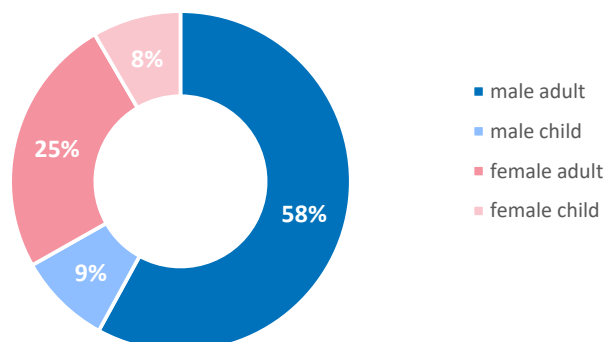


### Positive decisions by Nationality

■ Refugee status ■ Subsidiary protection

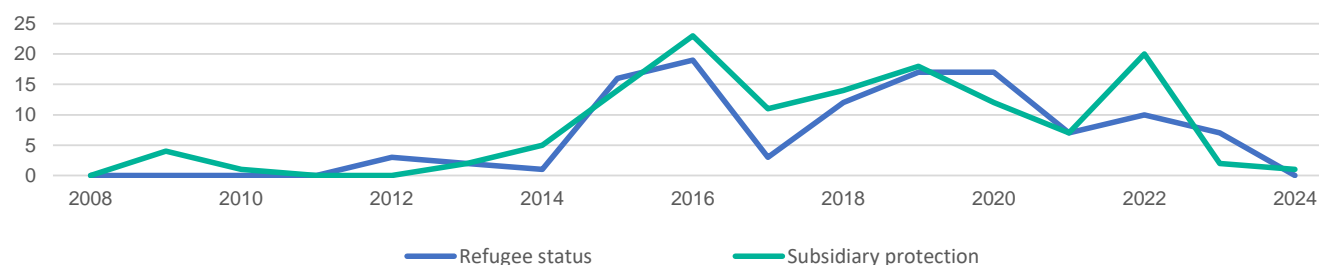


### Positive decision by age and sex<sup>2</sup>



<sup>2</sup> The data is updated annually

### Positive decisions by year

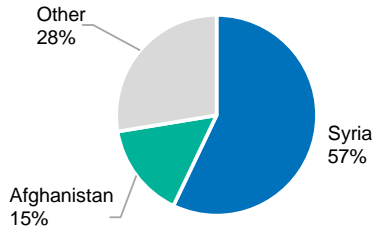


\* Asylum statistics are provided by the Ministry of Interior

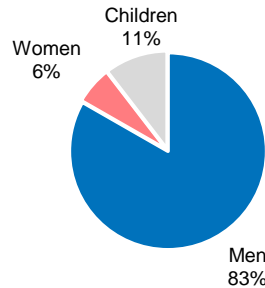
## UNHCR profiling of arrivals\*

<b>Total profiled individuals – March:</b>	<b>294</b>
Total profiled individuals – 2024 (Jan-Mar):	1,848
Total profiled individuals – 2023:	40,211

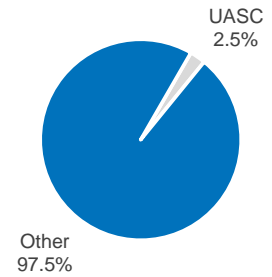
### Profiled by Nationality | 2024



### Profiled by Gender and Age | 2024

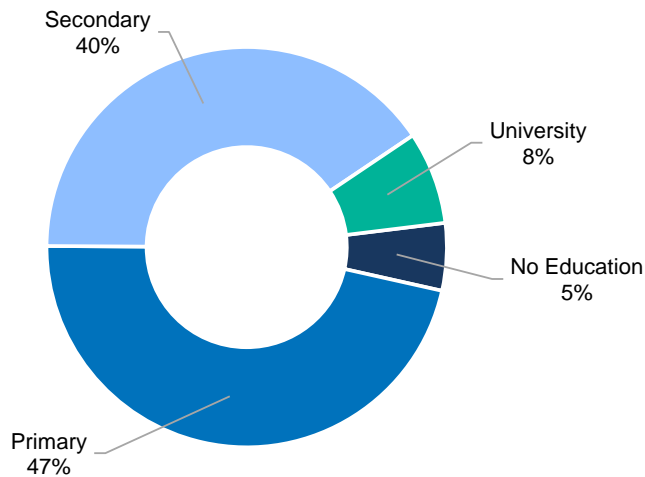


### UASC among profiled | 2024



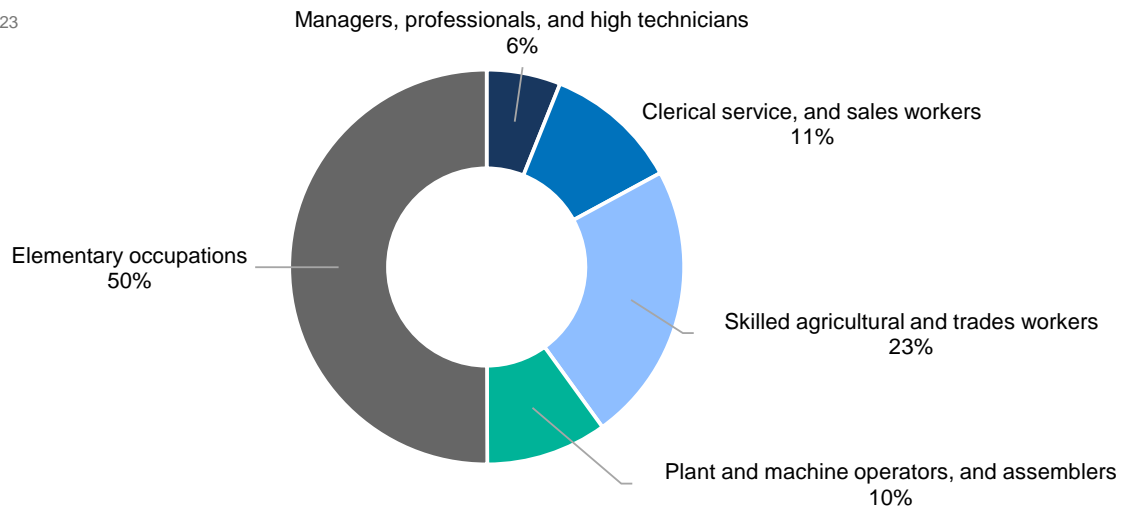
### Level of education

Data collected from Apr 2023



### Occupations

Data collected from Apr 2023



\* Information based on findings of UNHCR staff and partners